

OPERATING RESULTS OF LATVIAN COMMERCIAL BANKS

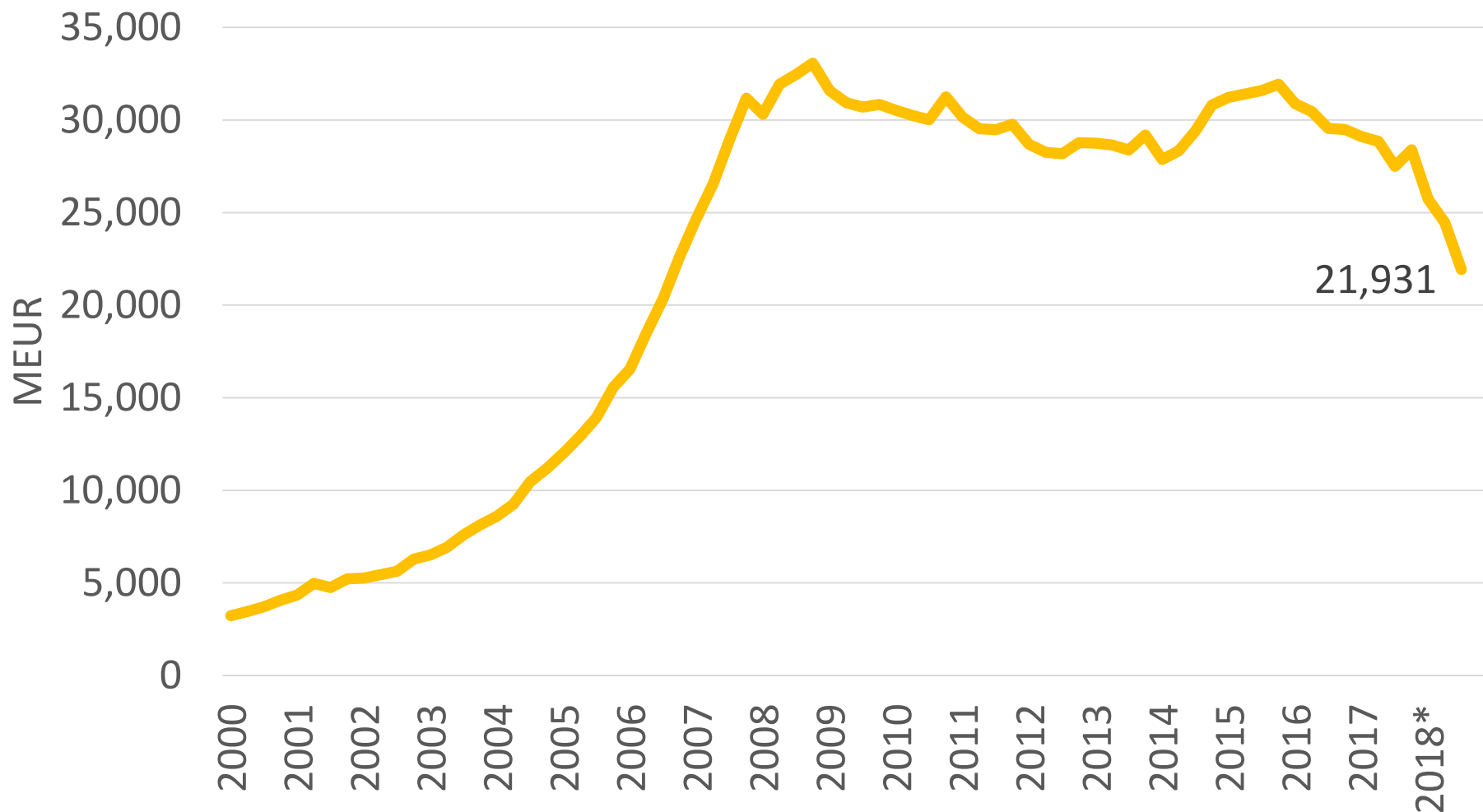
3rd quarter 2018

CONTENTS

1. Gross assets
2. Capital
3. Profit
4. Issued loans
5. Deposits
6. Financial ratios

1. GROSS ASSETS

Gross assets of Latvian banking sector 2000-2018*



* 9 months 2018

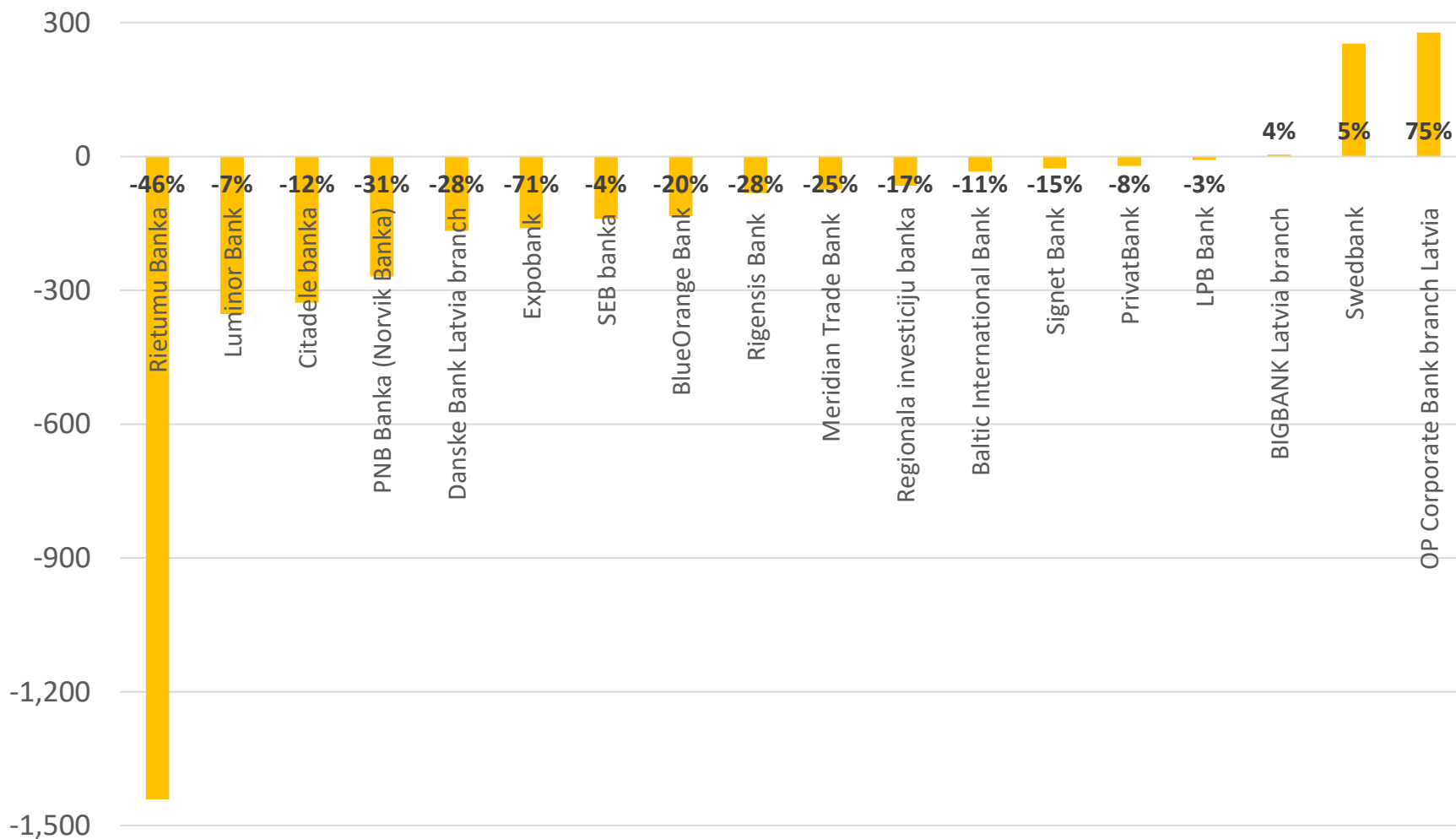
Gross assets of Latvian banking sector

- Total gross assets of Latvian commercial banks were EUR 21.9 billion as of September 30, 2018, it was the lowest value since 2017;
- The value of assets has decreased by EUR 10.0 billion or -31% since the beginning of 2016;
- The value of assets has decreased by EUR 6.5 billion or -23% since the beginning of 2018;
- Total assets' value decreased due to banks' strategic changes, change of business models and optimization of capital expenses and withdraw of ABLV Bank's licence.

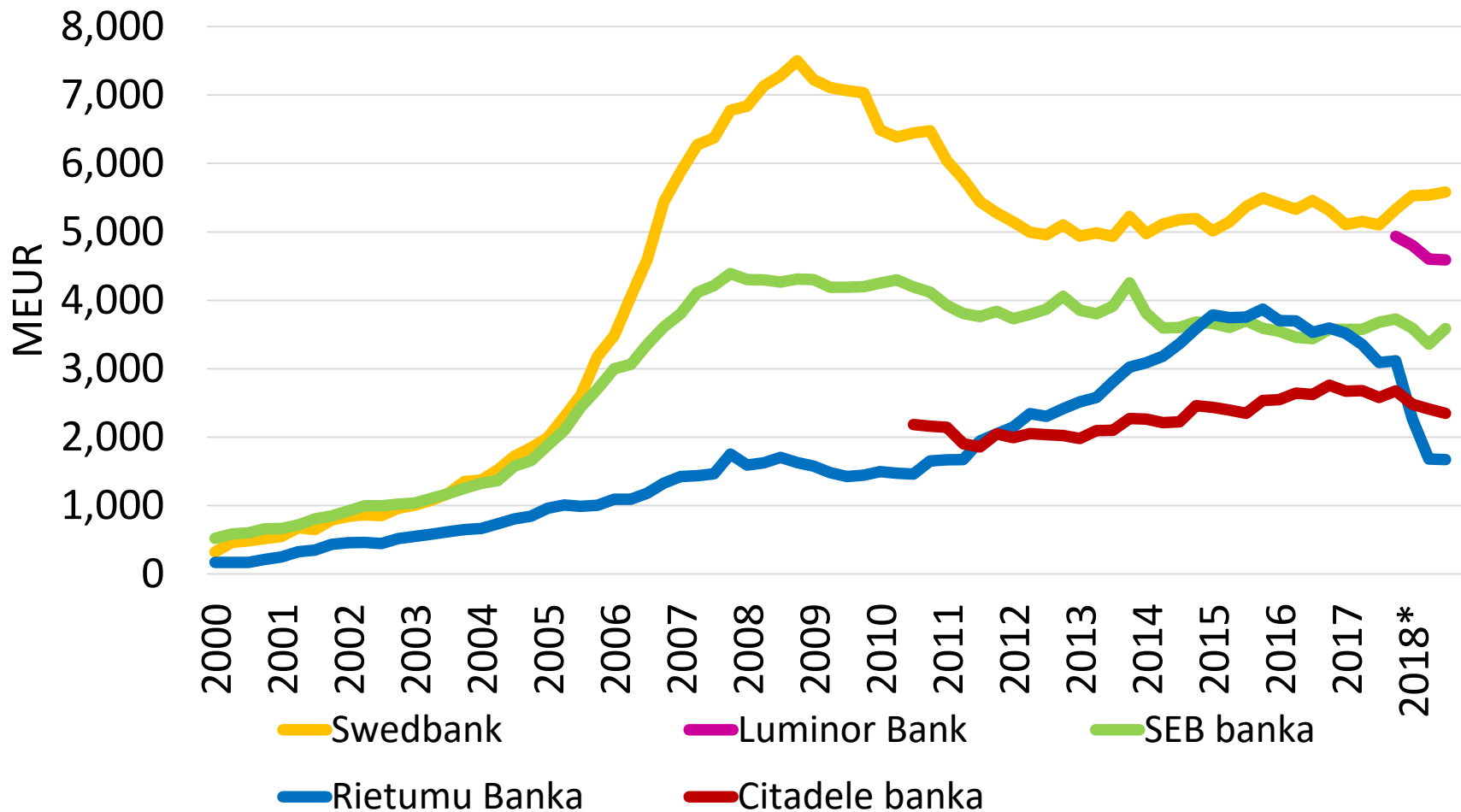
Gross assets as of 30.09.2018., MEUR

Name	Value	Change in 2018	
Swedbank	5,583.5	252.7	4.7%
Luminor Bank	4,590.9	-353.2	-7.1%
SEB banka	3,585.5	-139.8	-3.8%
Citadele banka	2,346.1	-327.9	-12.3%
Rietumu Banka	1,673.6	-1,441.1	-46.3%
OP Corporate Bank branch Latvia	650.5	277.8	74.5%
PNB Banka (Norvik Banka)	588.2	-269.1	-31.4%
BlueOrange Bank	547.5	-133.9	-19.6%
Danske Bank Latvia branch	424.3	-166.8	-28.2%
Regionala investiciju banka	330.4	-65.6	-16.6%
Baltic International Bank	286.5	-34.4	-10.7%
PrivatBank	237.0	-21.3	-8.2%
LPB Bank	227.5	-8.1	-3.5%
Meridian Trade Bank	220.4	-74.1	-25.2%
Rigensis Bank	207.0	-82.3	-28.4%
Signet Bank	149.0	-26.9	-15.3%
BIGBANK Latvia branch	109.6	3.7	3.5%
Expobank	66.8	-160.9	-70.7%
Total banking industry	21,931.1	-6,466.3	-22.8%
Altum	525.7	n/a	n/a

Change of gross assets 30.09.2018. vs 31.12.2017., MEUR

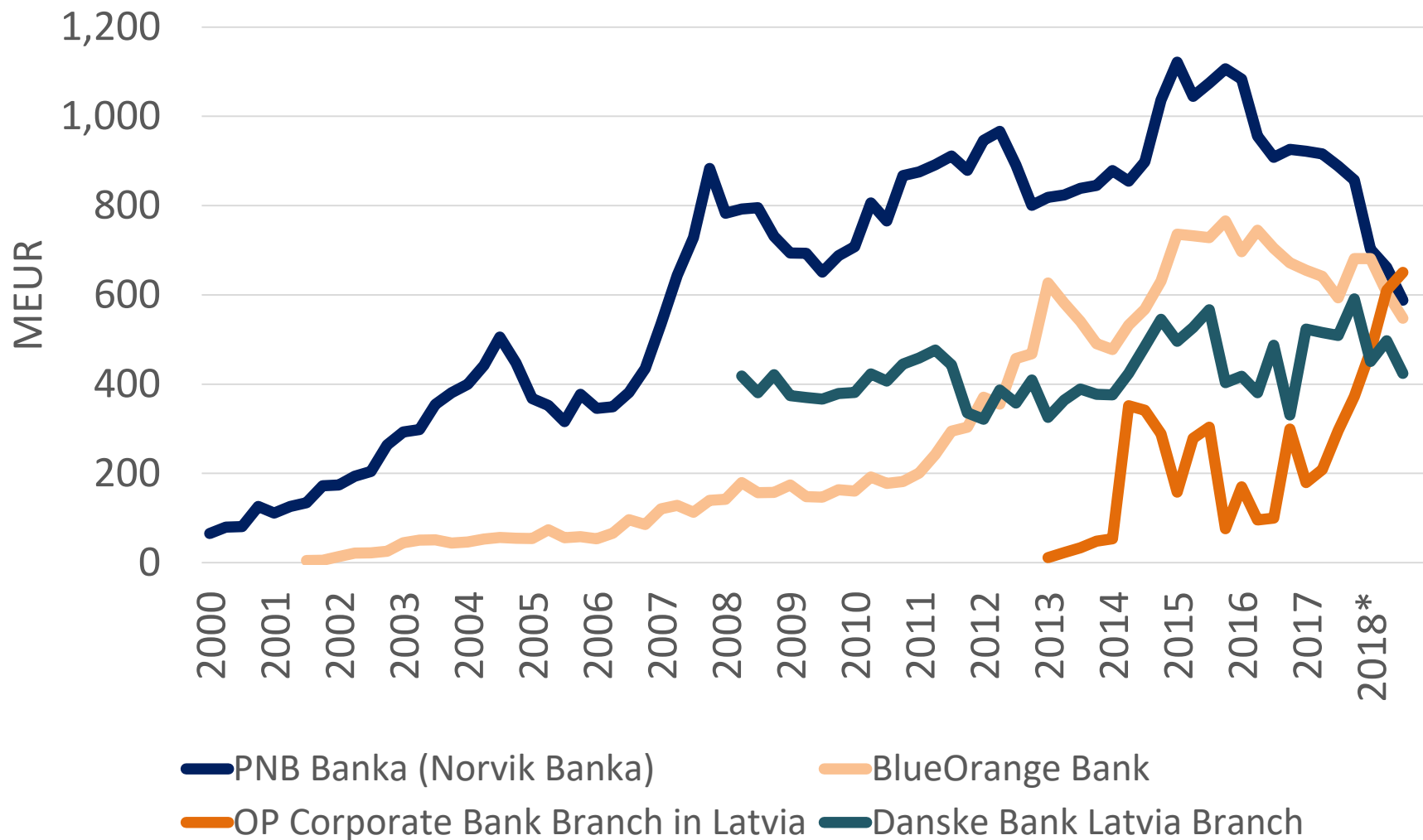


Banks' gross assets 2000-2018* (1)



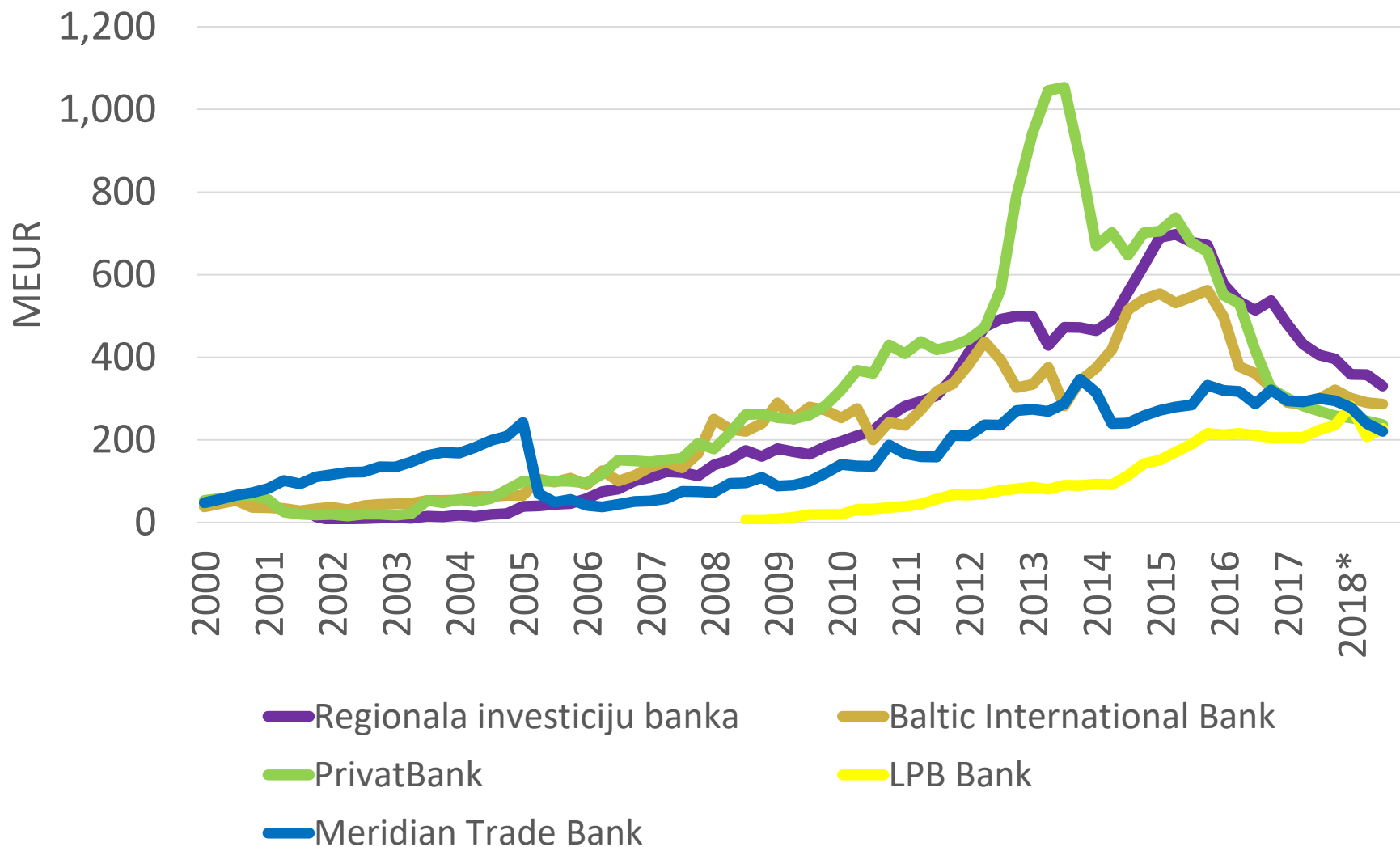
* 9 months 2018

Banks' gross assets 2000-2018* (2)



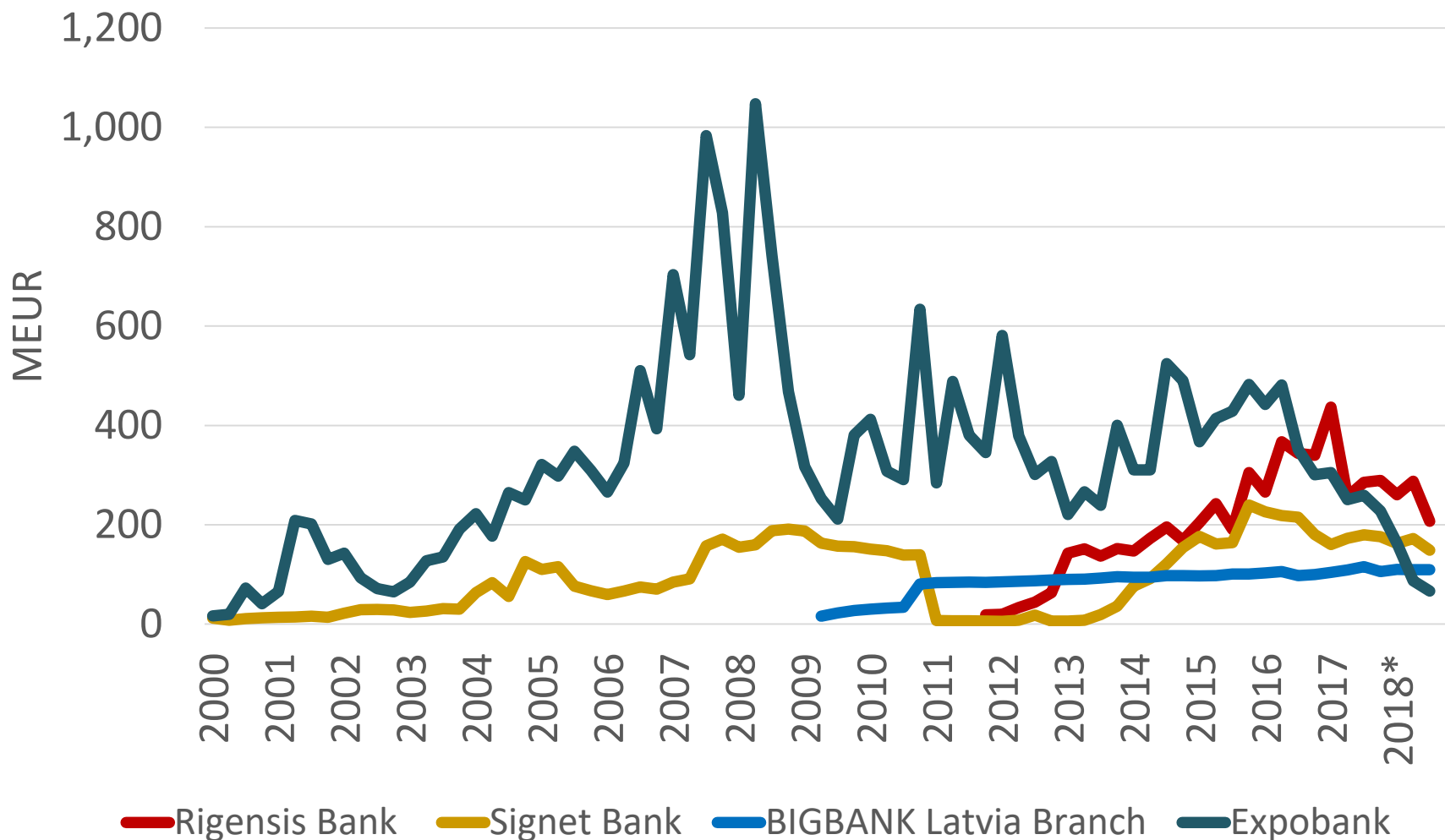
* 9 months 2018

Banks' gross assets 2000-2018* (3)



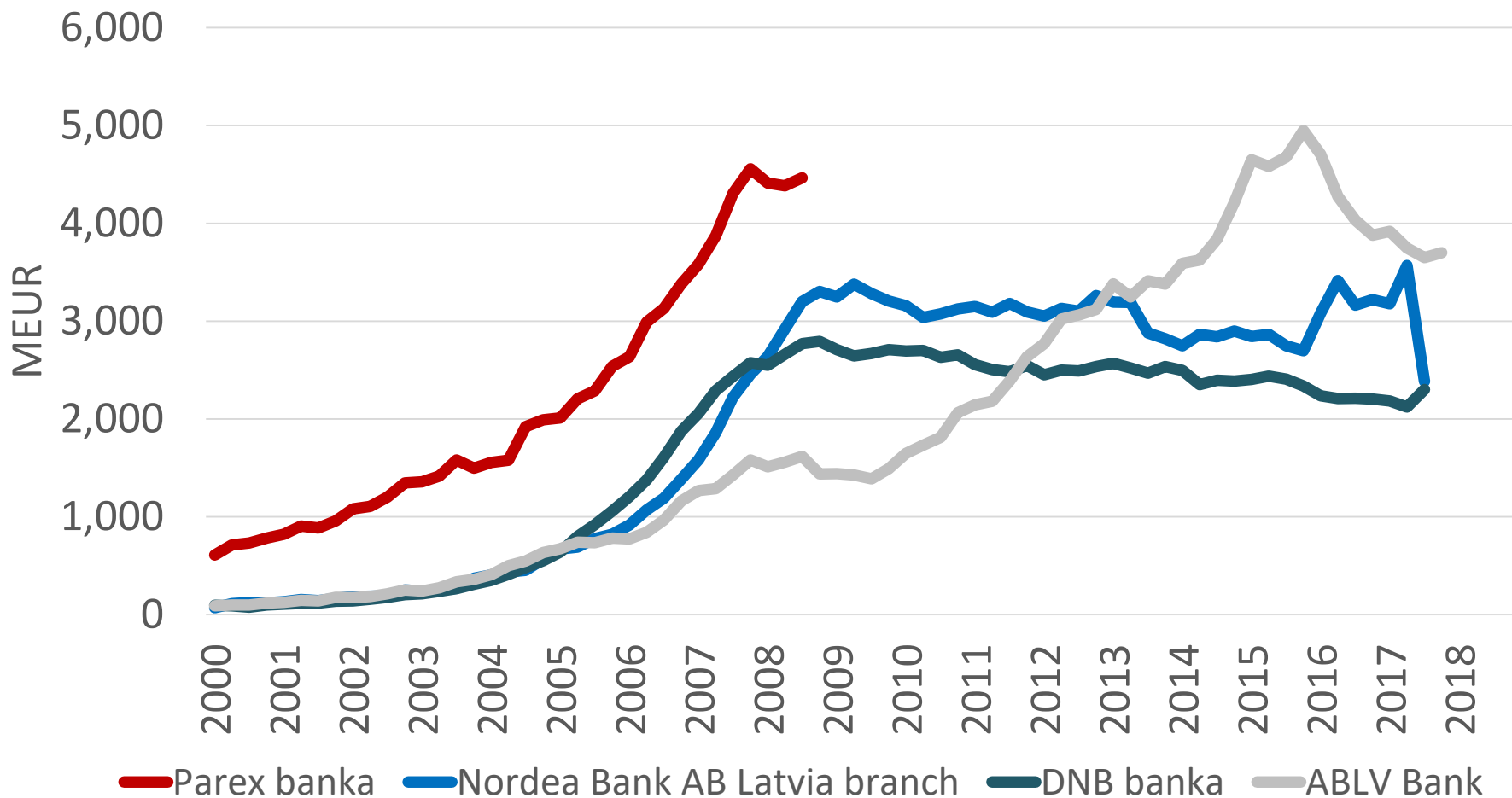
* 9 months 2018

Banks' gross assets 2000-2018* (4)

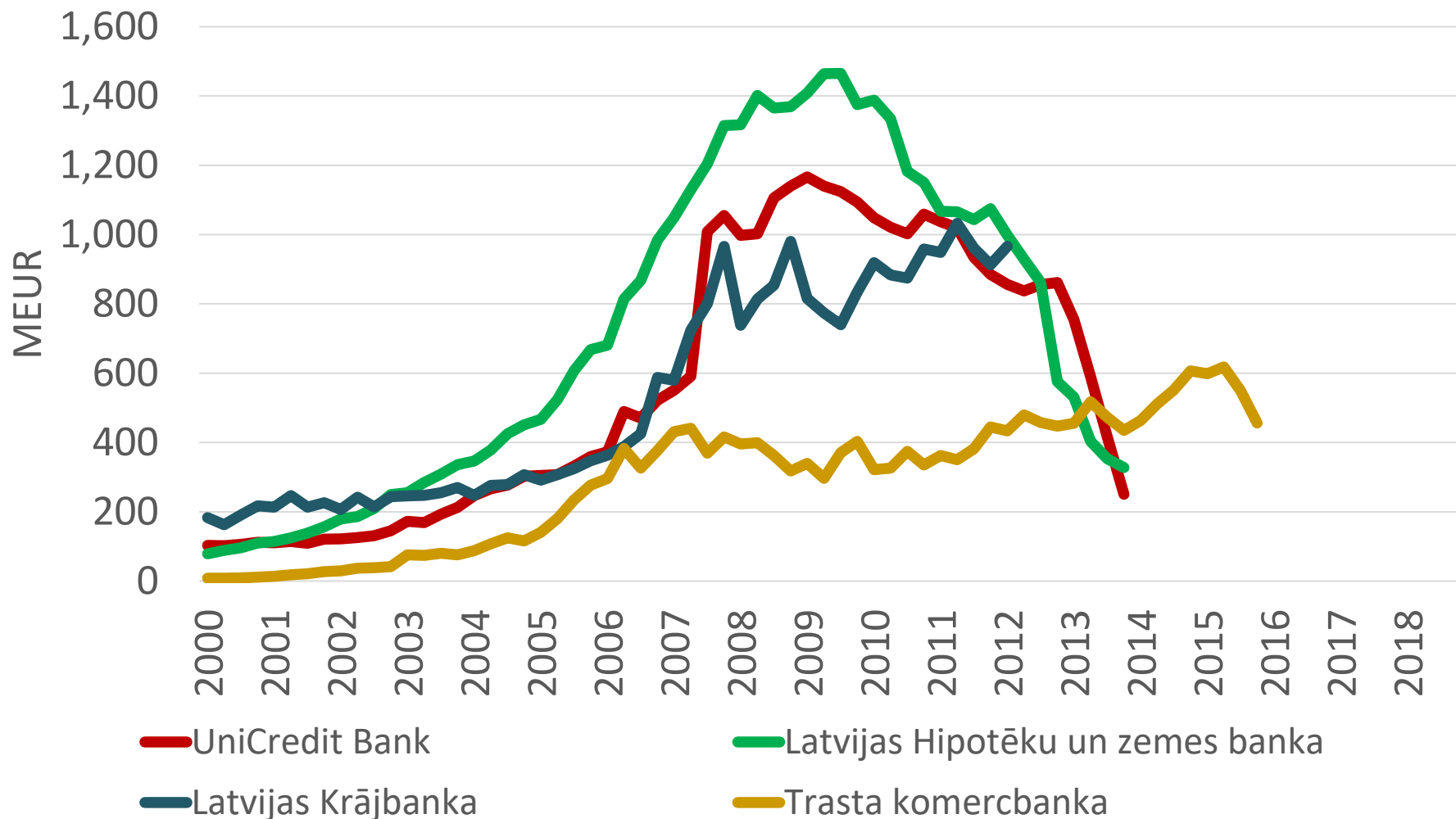


* 9 months 2018

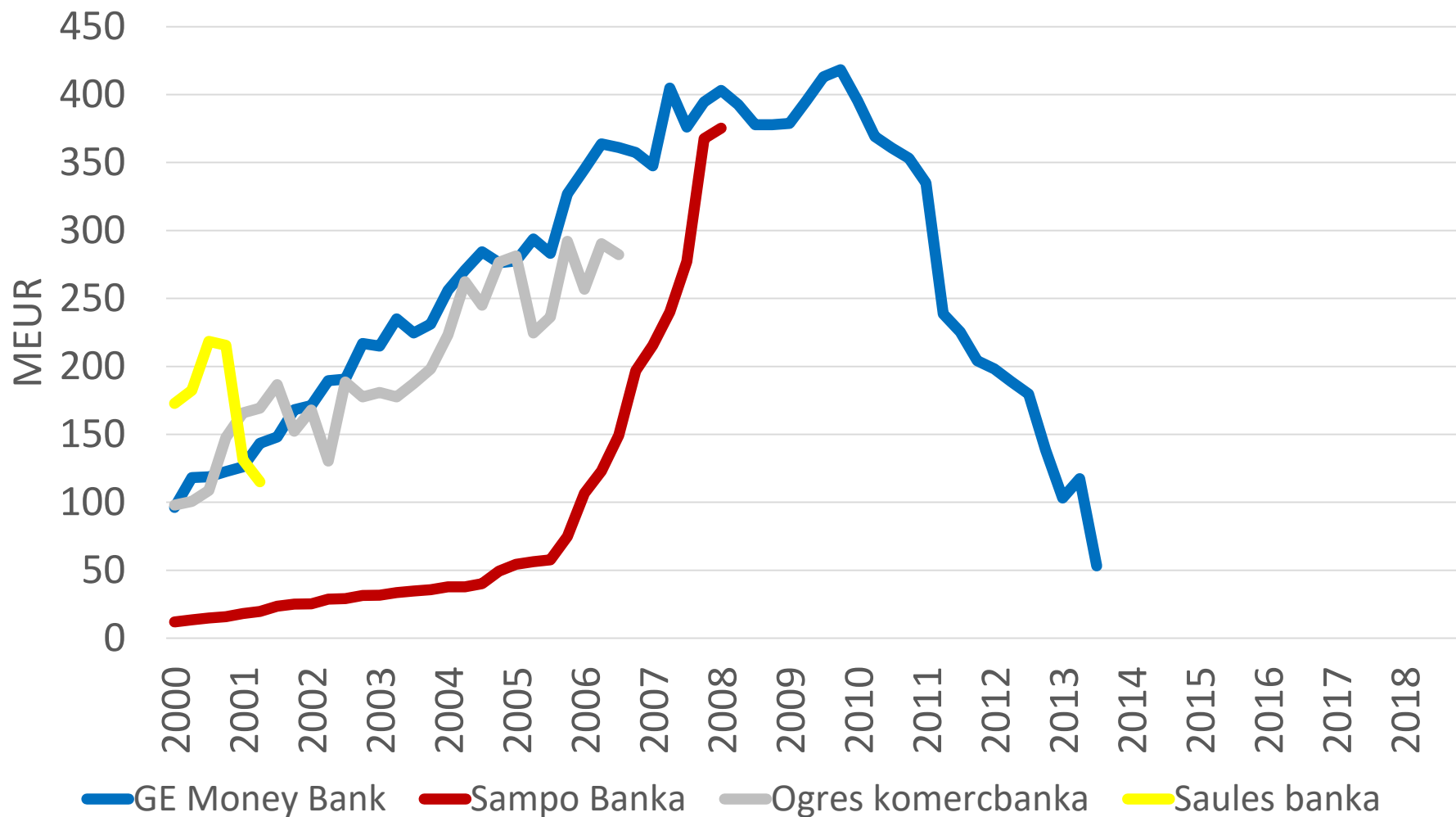
Historic: banks' gross assets 2000-2018 (1)



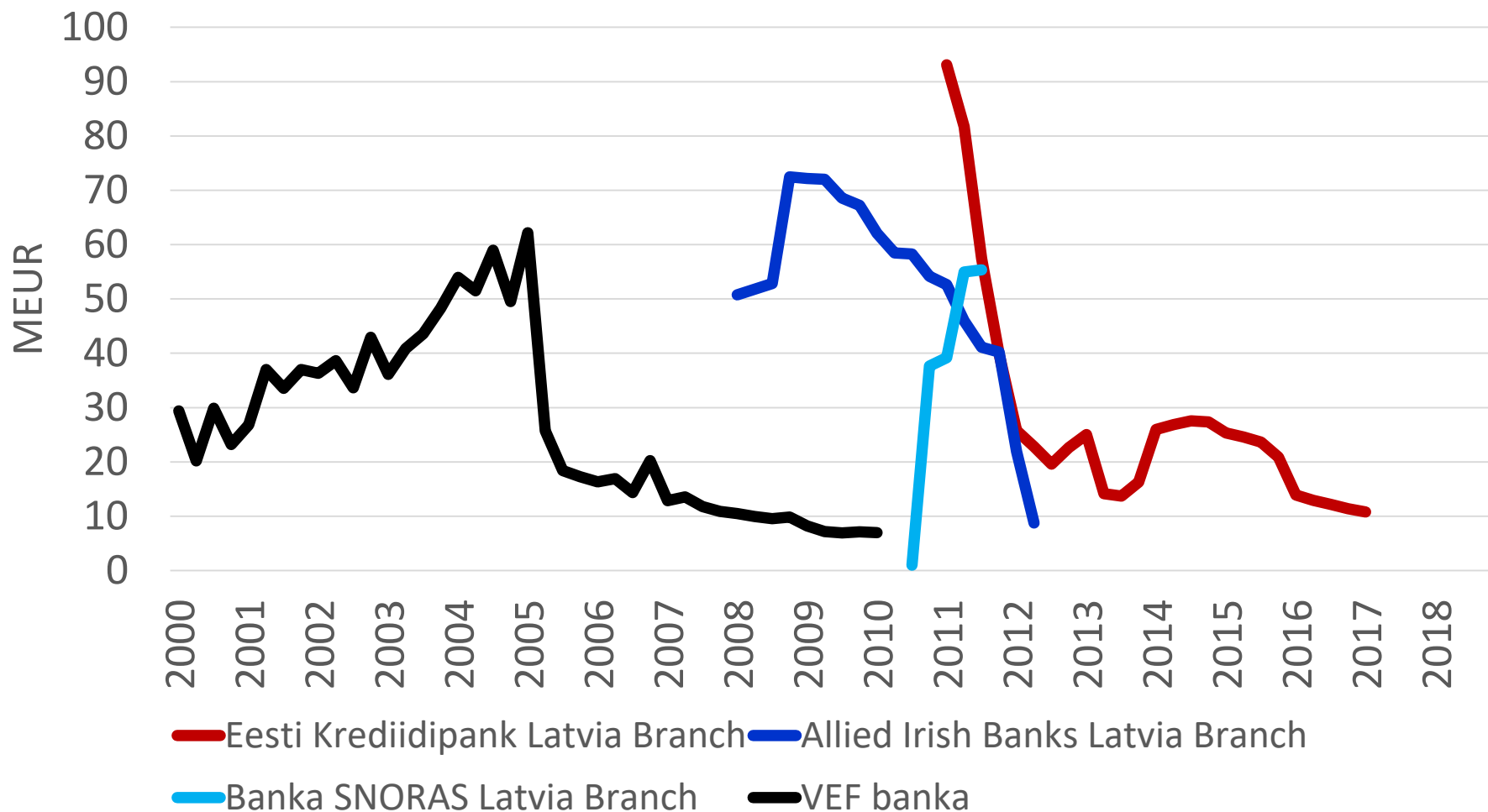
Historic: banks' gross assets 2000-2018 (2)



Historic: banks' gross assets 2000-2018 (3)

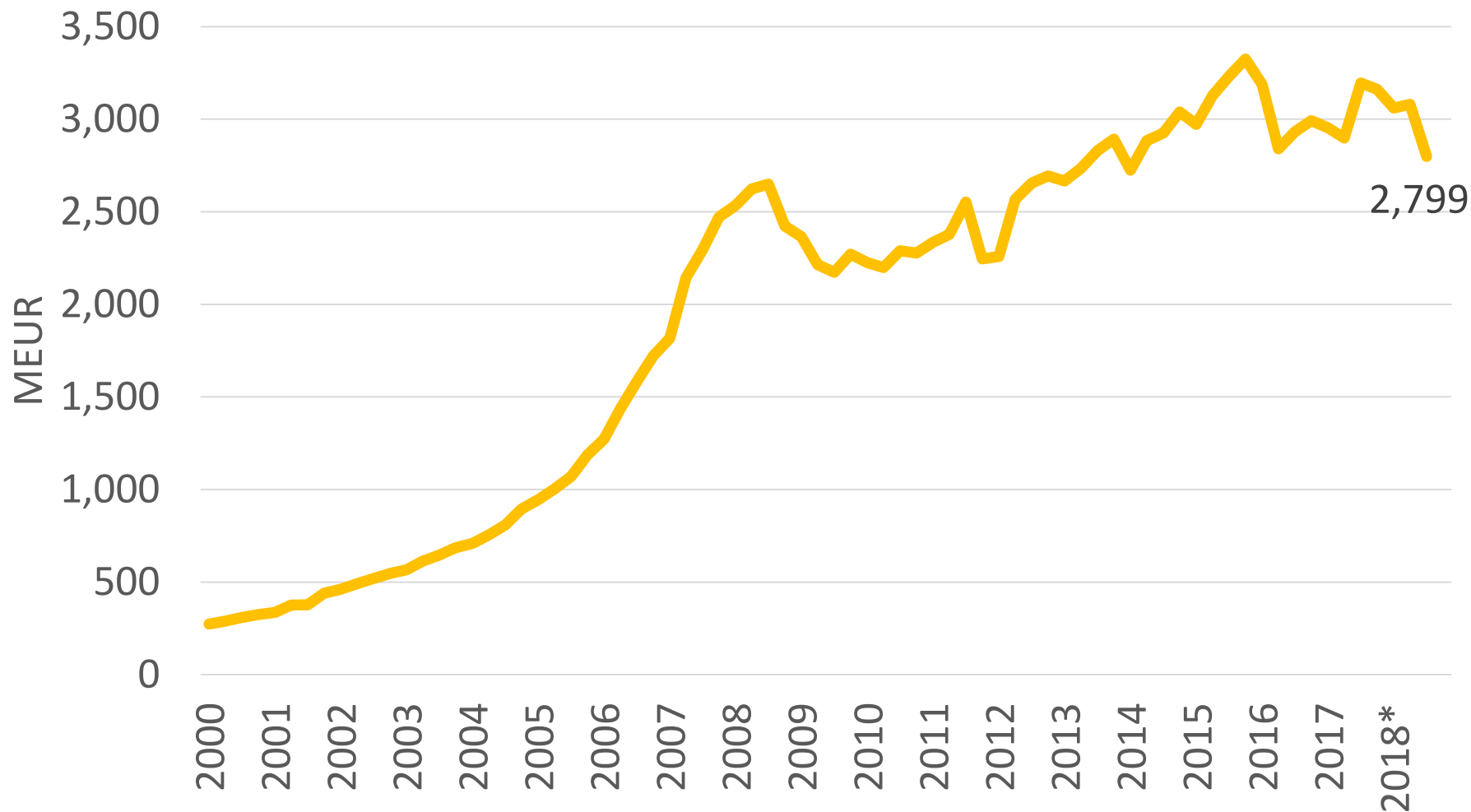


Historic: banks' gross assets 2000-2018 (4)



2. CAPITAL

Capital of Latvian banking sector 2000-2018*



* 9 months 2018

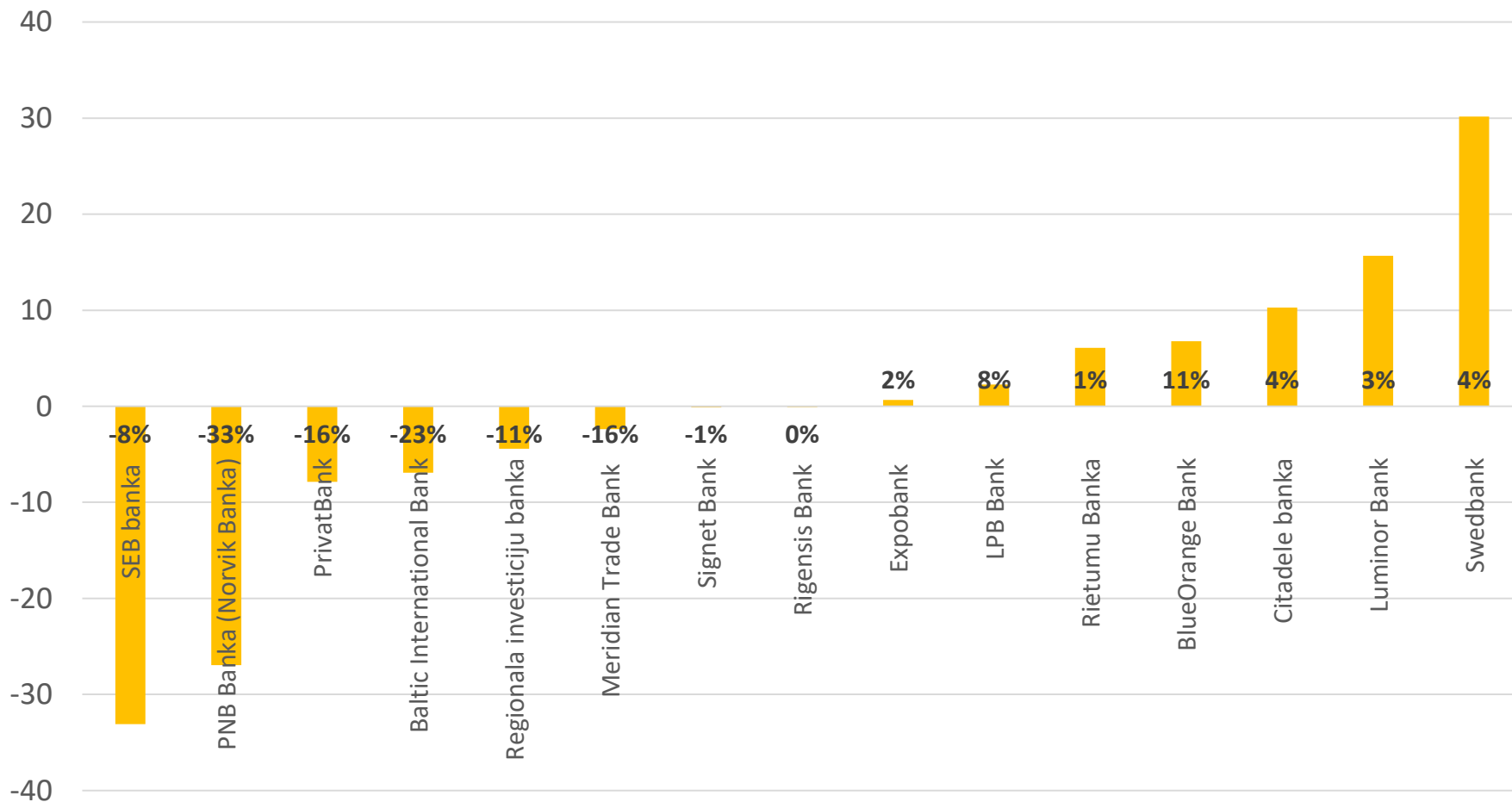
Capital of Latvian banking sector

- Total capital of the Latvian banking sector was EUR 2.8 billion as of September 30, 2018;
- Total capital decreased by EUR -0.4 billion or -11% in 2018;
- The largest capital value was reached in 2015, it was EUR 3.3 billion. Since then total capital has decreased by EUR -0.5 billion or -16%.
- Total capital's value decreased due to optimization of capital expenses and withdraw of ABLV Bank's licence.

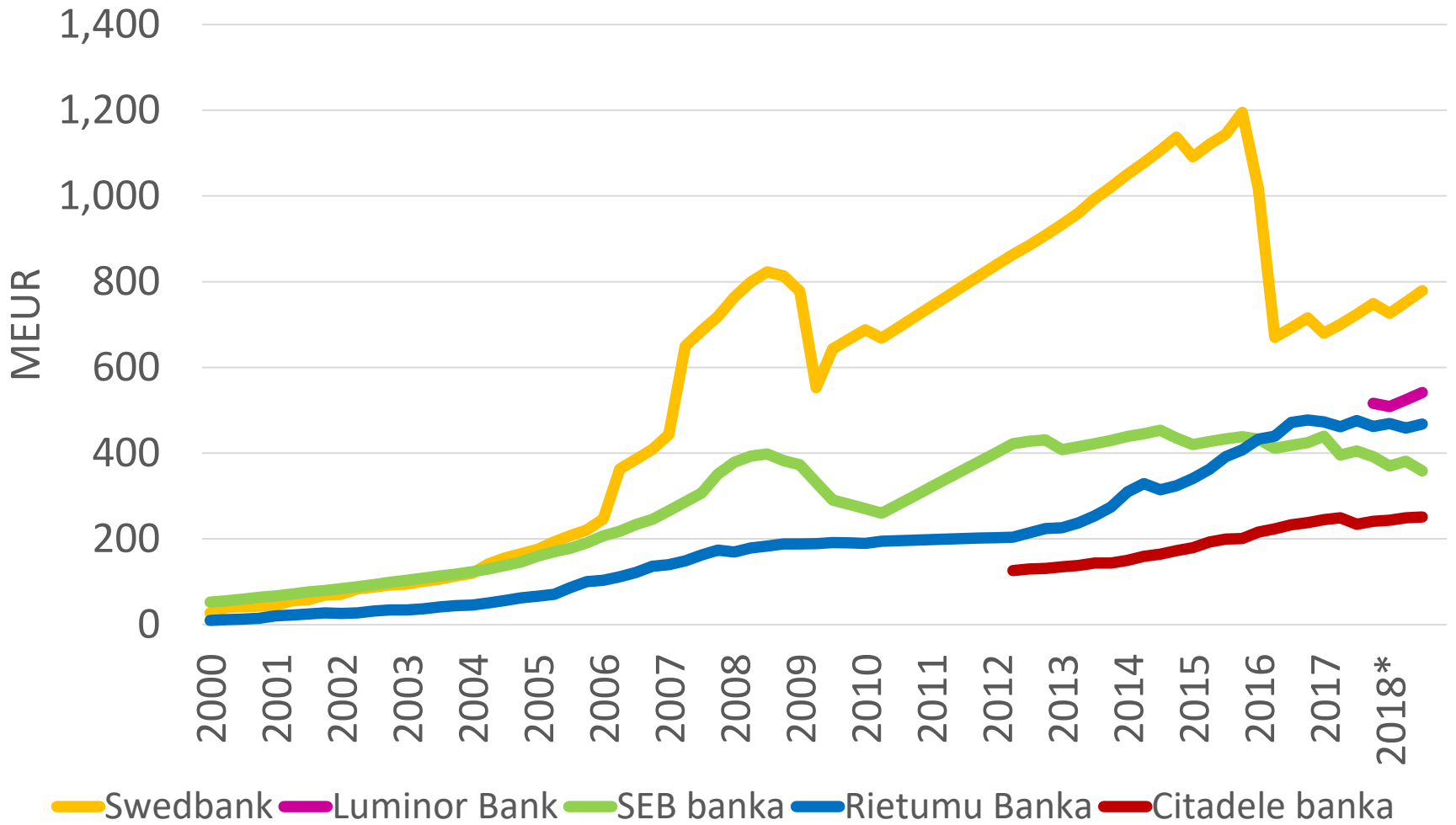
Banks' capital as of 30.09.2018, MEUR

Name	Value	Change in 2018	
Swedbank	779.0	30.2	4.0%
Luminor Bank	541.7	15.7	3.0%
Rietumu Banka	468.1	6.1	1.3%
SEB banka	358.8	-33.1	-8.4%
Citadele banka	251.1	10.3	4.3%
BlueOrange Bank	68.3	6.8	11.0%
Rigensis Bank	62.5	-0.1	-0.1%
PNB Banka (Norvik Banka)	55.6	-27.0	-32.6%
PrivatBank	41.1	-7.9	-16.1%
Expobank	37.5	0.7	1.8%
Regionala investiciju banka	36.2	-4.4	-10.9%
LPB Bank	30.5	2.3	8.0%
Baltic International Bank	22.8	-6.9	-23.3%
Signet Bank	16.2	-0.1	-0.7%
Meridian Trade Bank	13.0	-2.4	-15.5%
BIGBANK Latvia branch	n/a		
Danske Bank Latvia branch	n/a		
OP Corporate Bank branch Latvia	n/a		
Total banking industry	2,798.9	-362.5	-11.5%
Altum	219.8	n/a	n/a

Change of capital 30.09.2018 vs 31.12.2017, MEUR

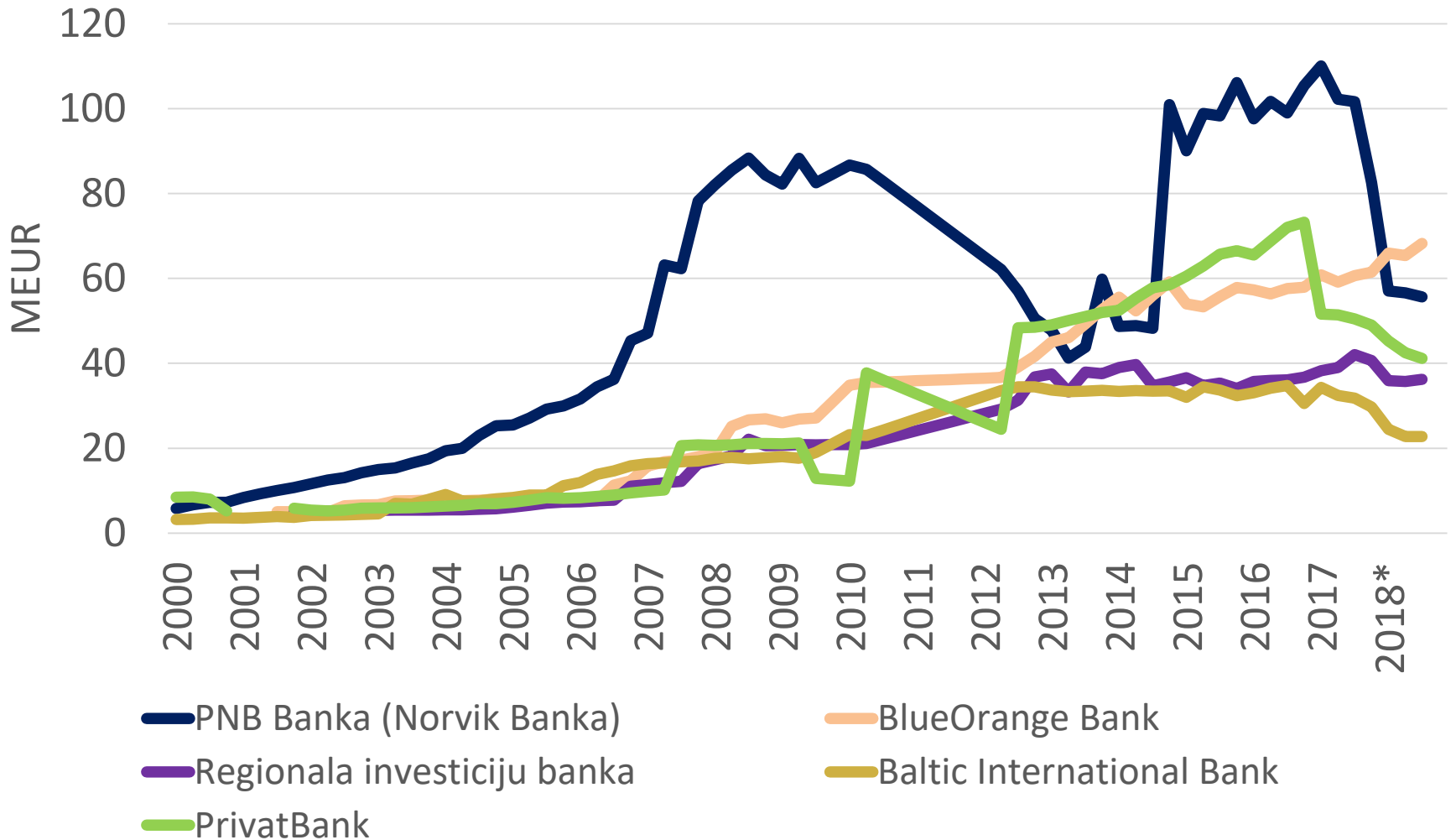


Banks' capital 2000-2018* (1)



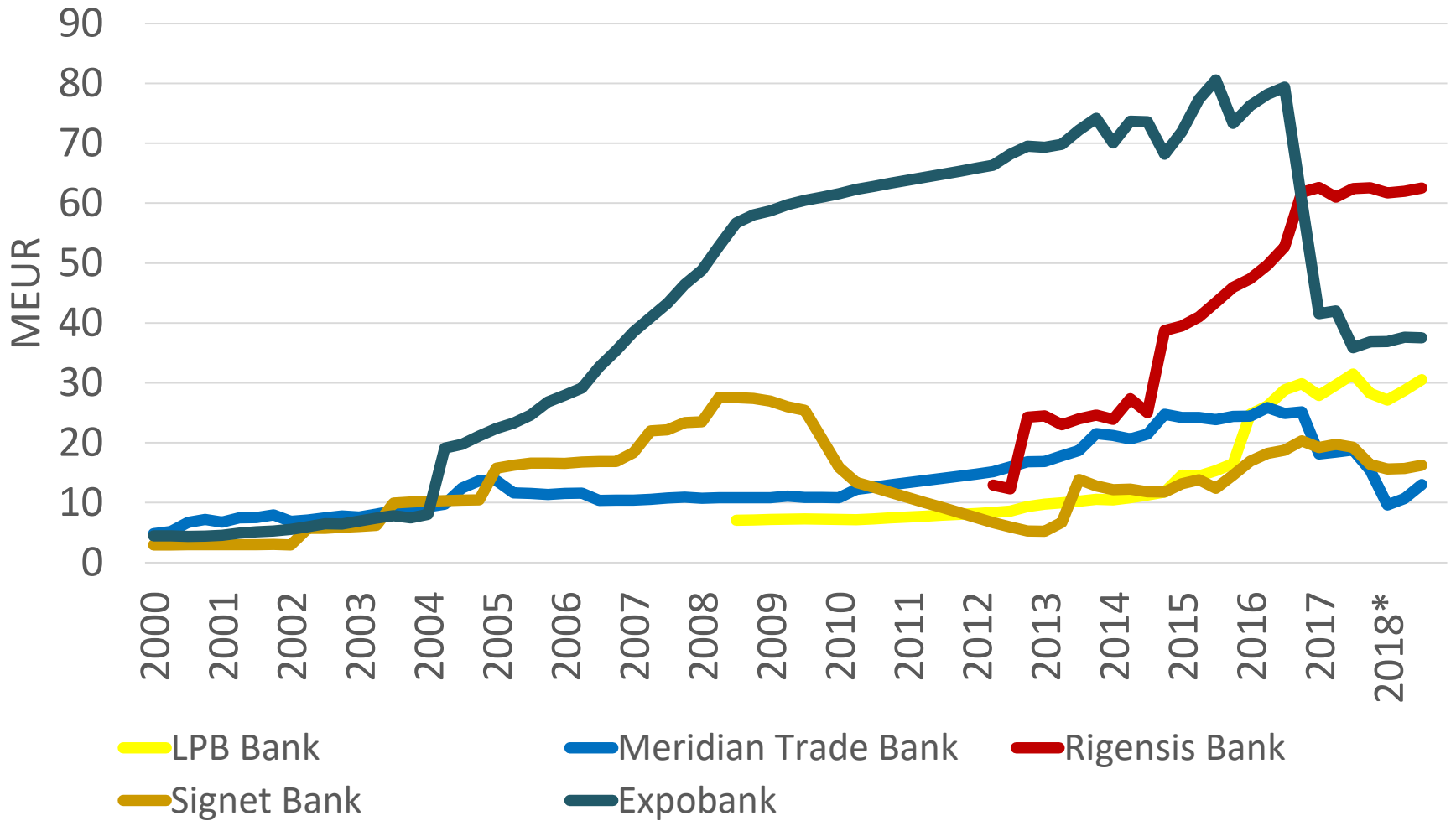
* 9 months 2018

Banks' capital 2000-2018* (2)



* 9 months 2018

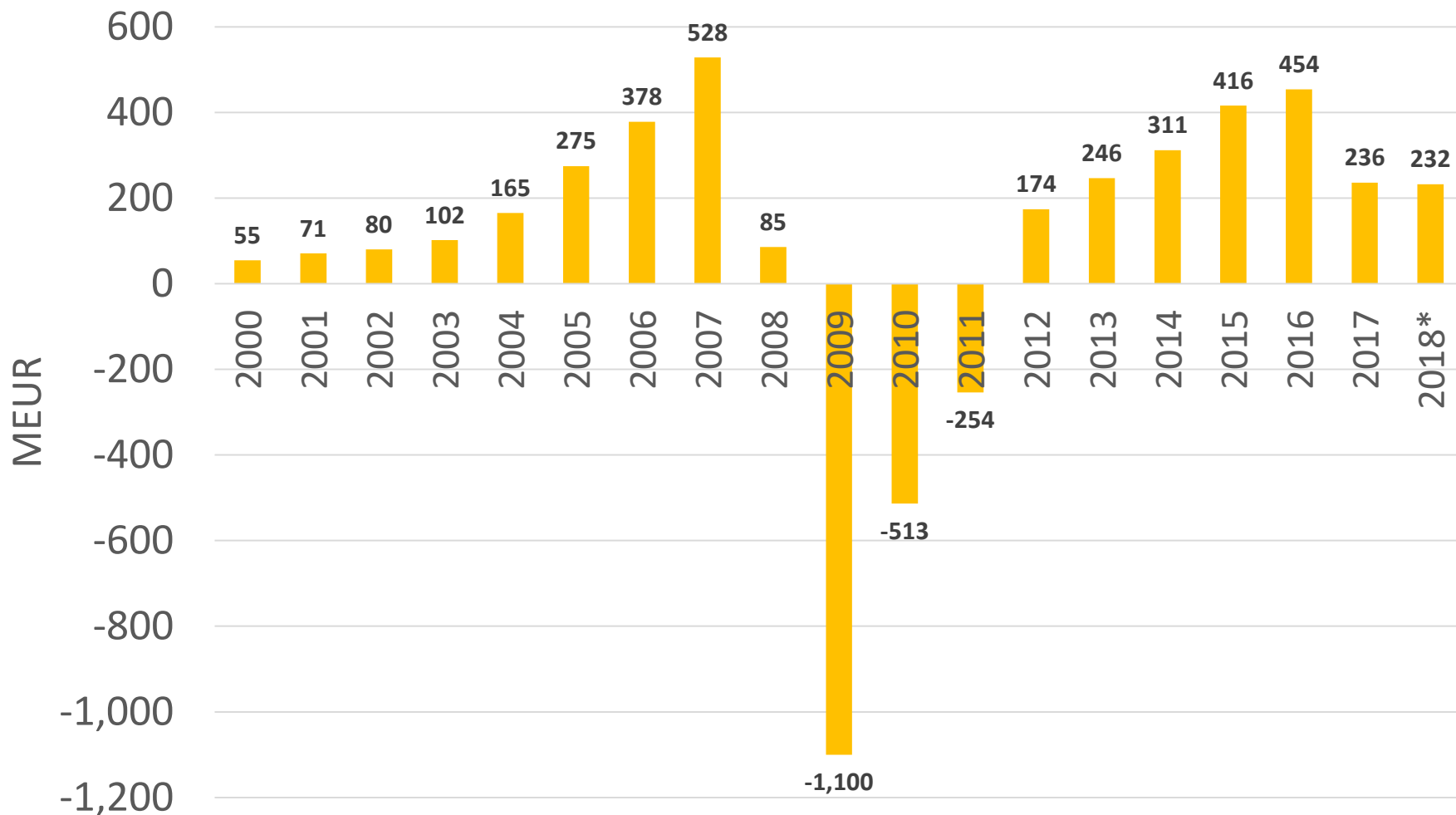
Banks' capital 2000-2018* (3)



* 9 months 2018

3. PROFIT

Profit of Latvian banking sector 2000-2018*



* 9 months 2018

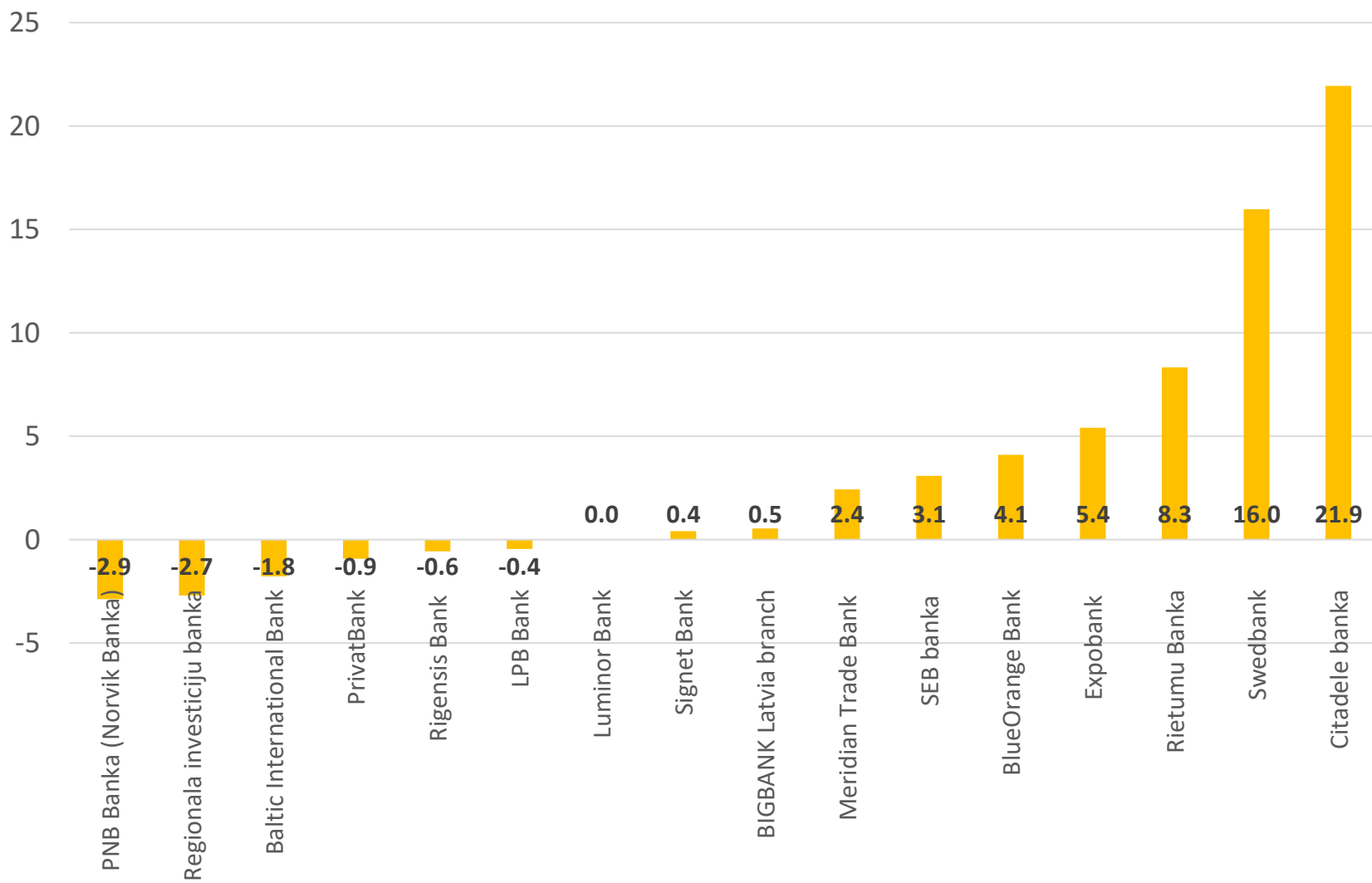
Profit of Latvian banking sector

- Total profit of commercial banks in Latvia was EUR 232 million in 9 months of 2018;
- It was by EUR 12 million or 6% larger compared to the result of 9 months 2017;
- Latvian banking sector is profitable since 2012;
- Accumulated profit of Latvian banking sector is EUR 287 million since 2008 (economic crisis).

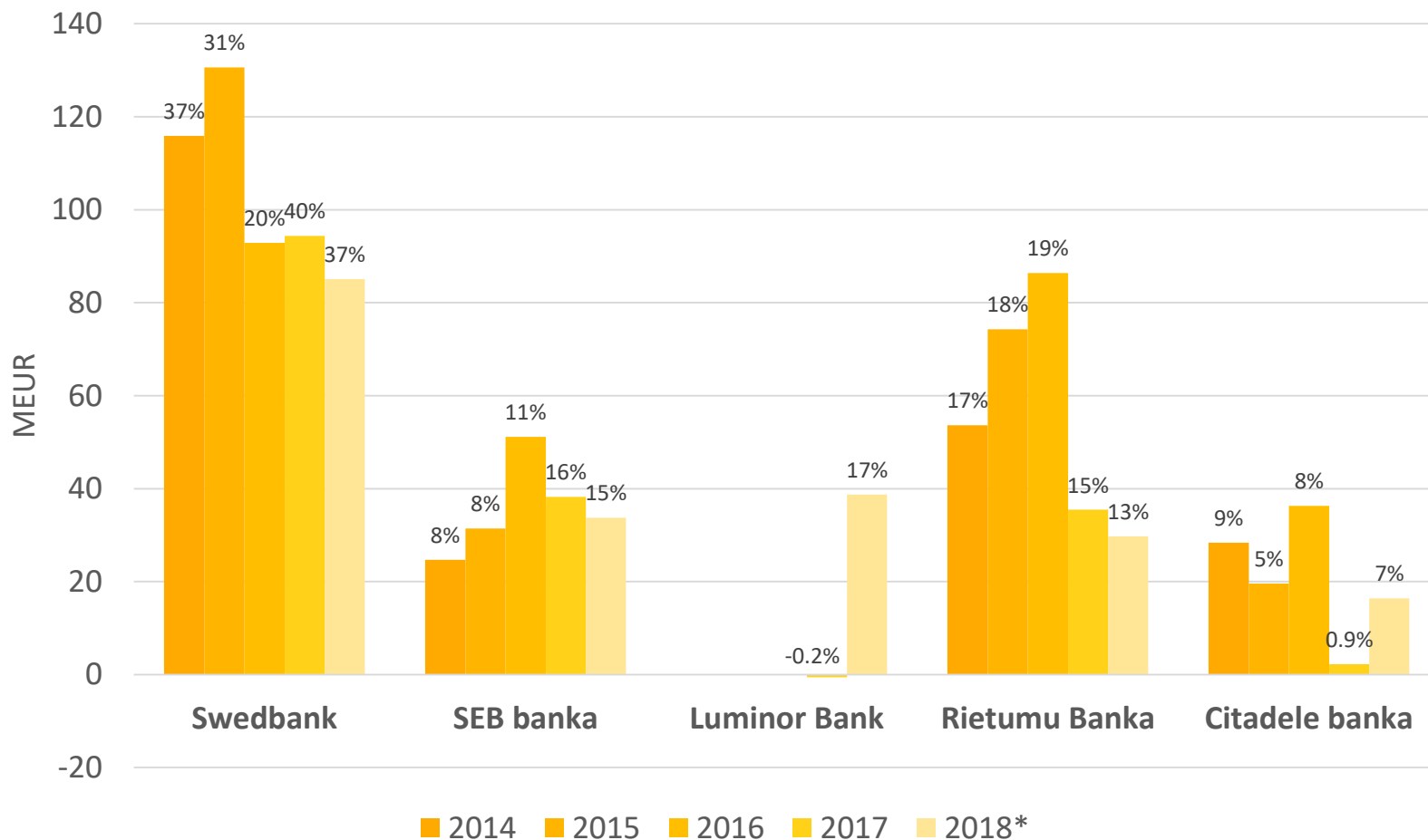
Banks' profit as of 30.09.2018, MEUR

Name	Value	Change vs. 30.09.2017.	
Swedbank	85.1	16.0	23.1%
Luminor Bank	38.8	0.0	0.0%
SEB banka	33.7	3.1	10.1%
Rietumu Banka	29.7	8.3	39.0%
Citadele banka	16.4	21.9	-394.2%
BlueOrange Bank	9.6	4.1	74.7%
BIGBANK Latvia branch	6.3	0.5	9.3%
LPB Bank	5.3	-0.4	-7.8%
Meridian Trade Bank	3.5	2.4	229.1%
Regionala investiciju banka	2.7	-2.7	-49.6%
Rigensis Bank	2.1	-0.6	-21.7%
Expobank	0.9	5.4	-120.4%
Signet Bank	0.7	0.4	125.8%
PNB Banka (Norvik Banka)	0.4	-2.9	-88.4%
Baltic International Bank	-2.4	-1.8	311.5%
PrivatBank	-3.2	-0.9	41.0%
Danske Bank Latvia branch	n/a		
OP Corporate Bank branch Latvia	n/a		
Total banking industry	232.1	12.2	5.6%
Altum	2.4	n/a	n/a

Change of profit 30.09.2018 vs 30.09.2017, MEUR

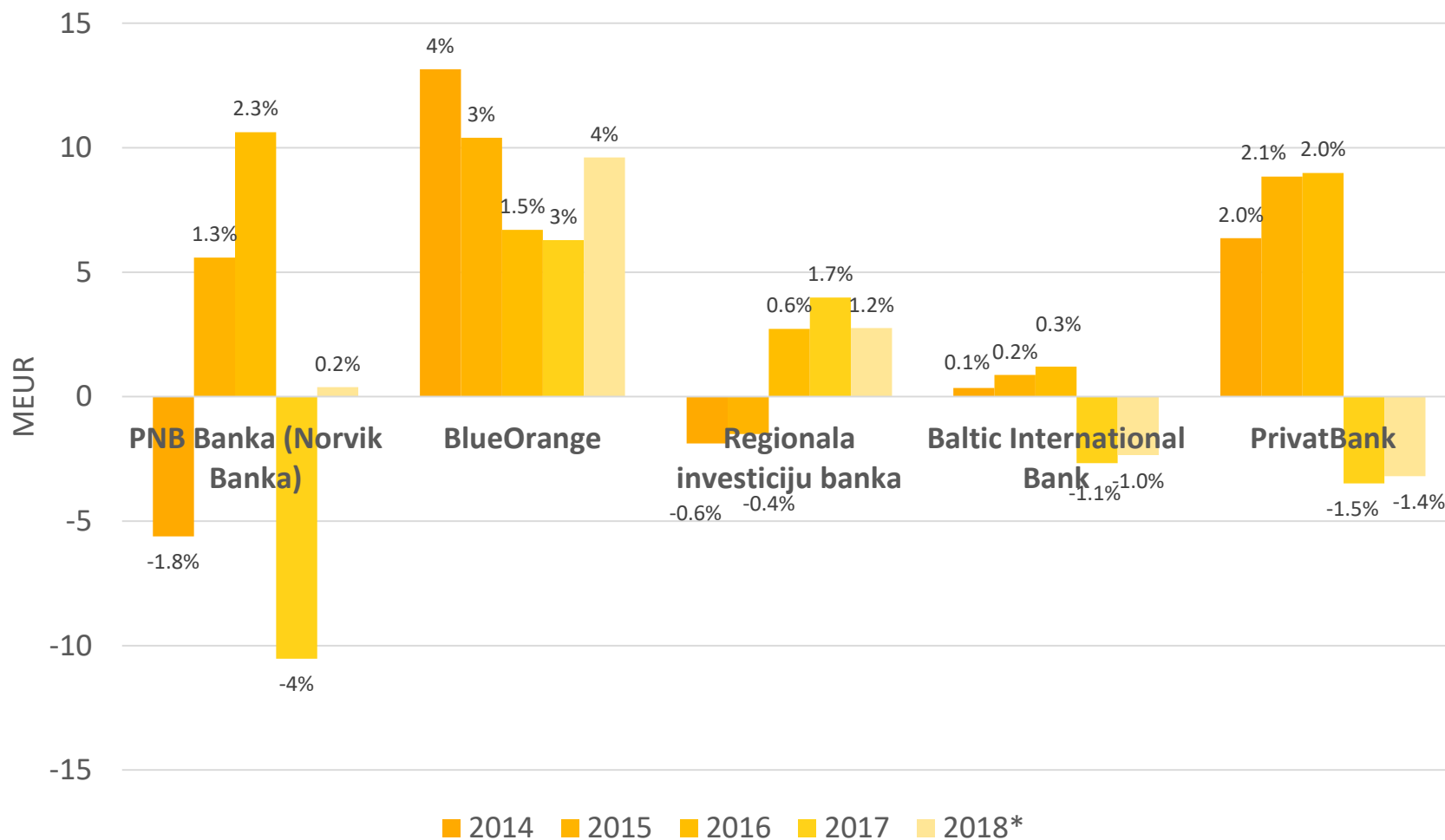


Banks' profit 2014-2018*, MEUR un % from total profit of Latvian banking sector (1)



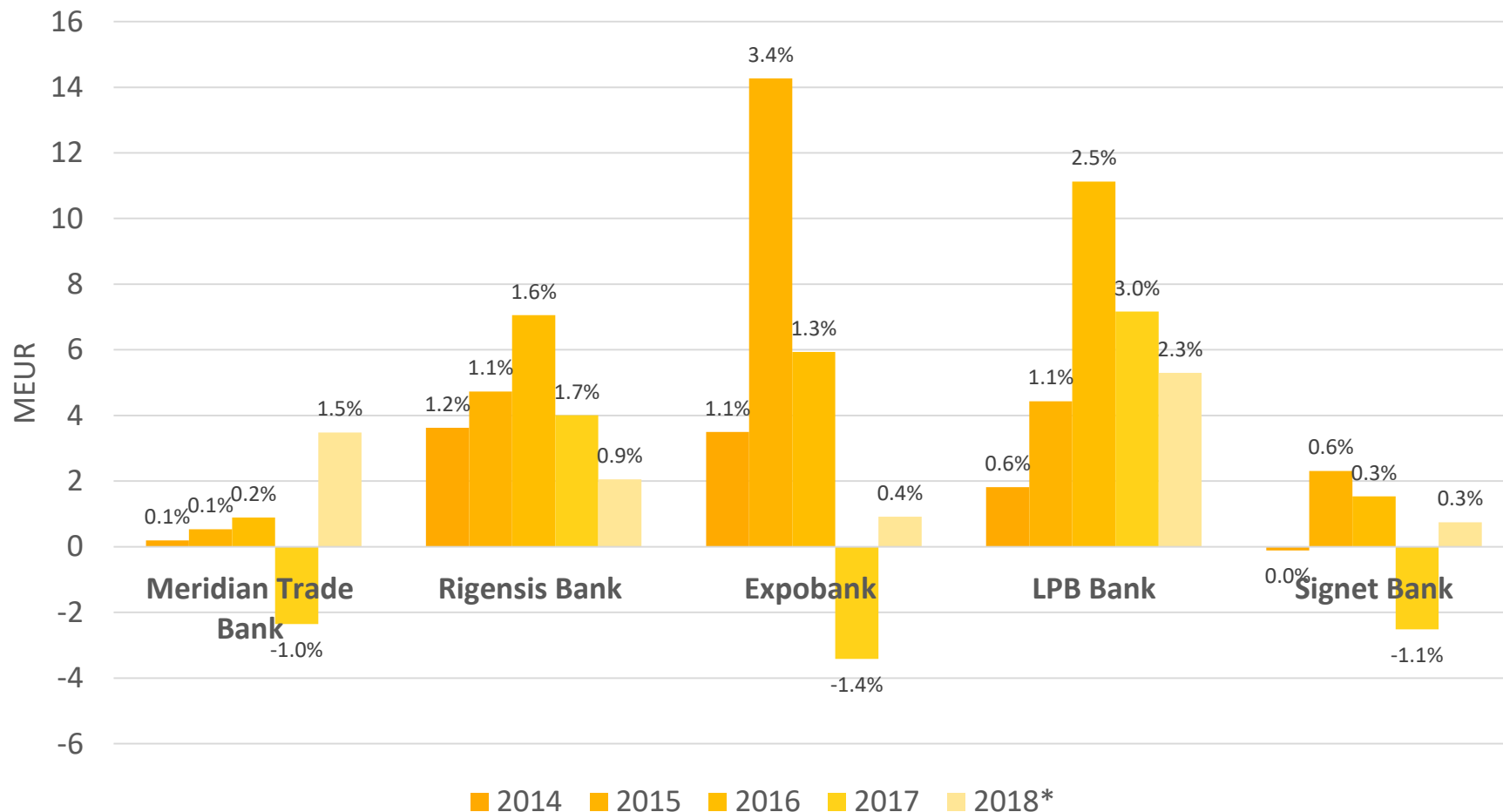
* 9 months 2018

Banks' profit 2014-2018*, MEUR un % from total profit of Latvian banking sector (2)



* 9 months 2018

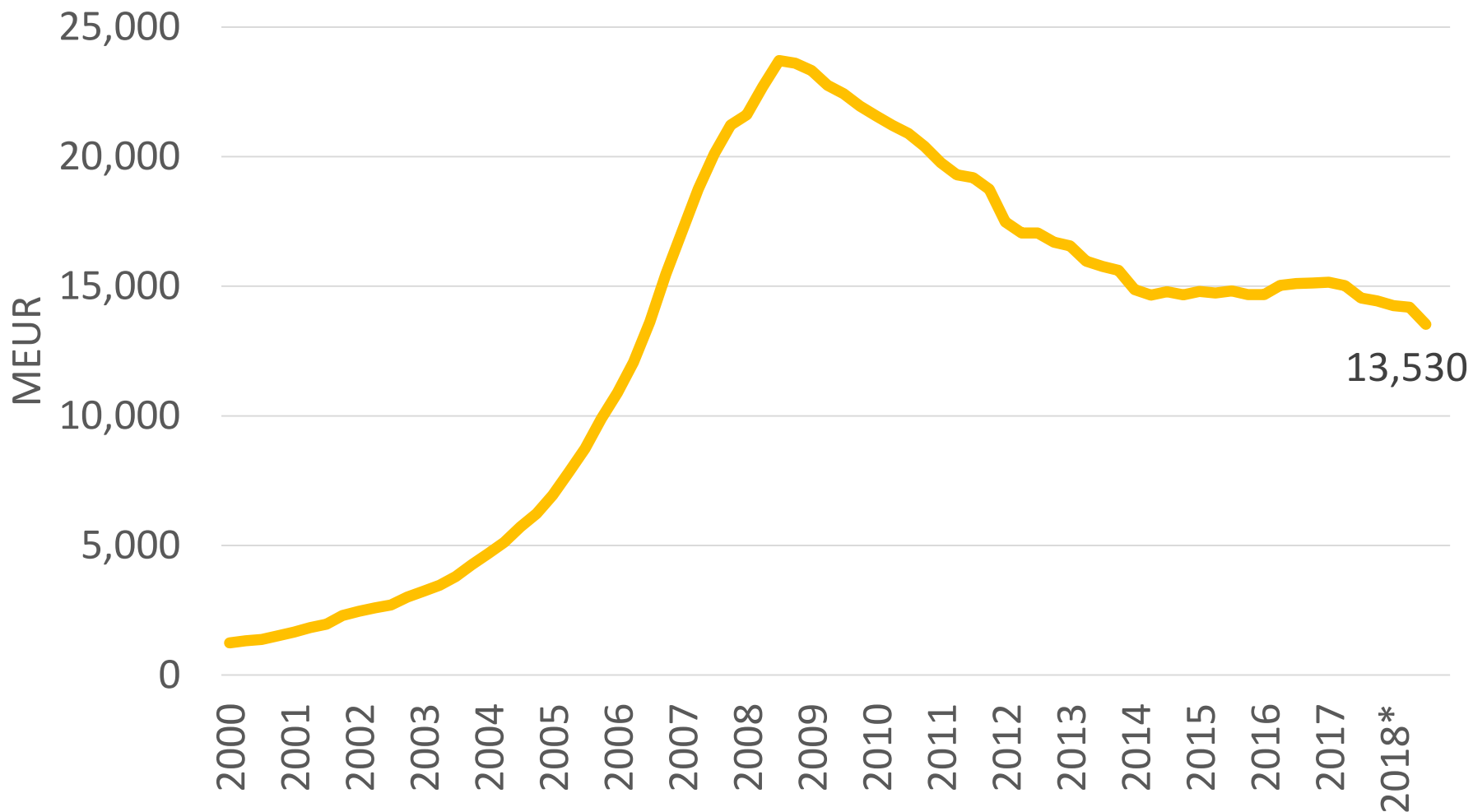
Banks' profit 2014-2018*, MEUR un % from total profit of Latvian banking sector (3)



* 9 months 2018

4. ISSUED LOANS

Portfolio of issued loans at Latvian banking sector 2000-2018*



* 9 months 2018

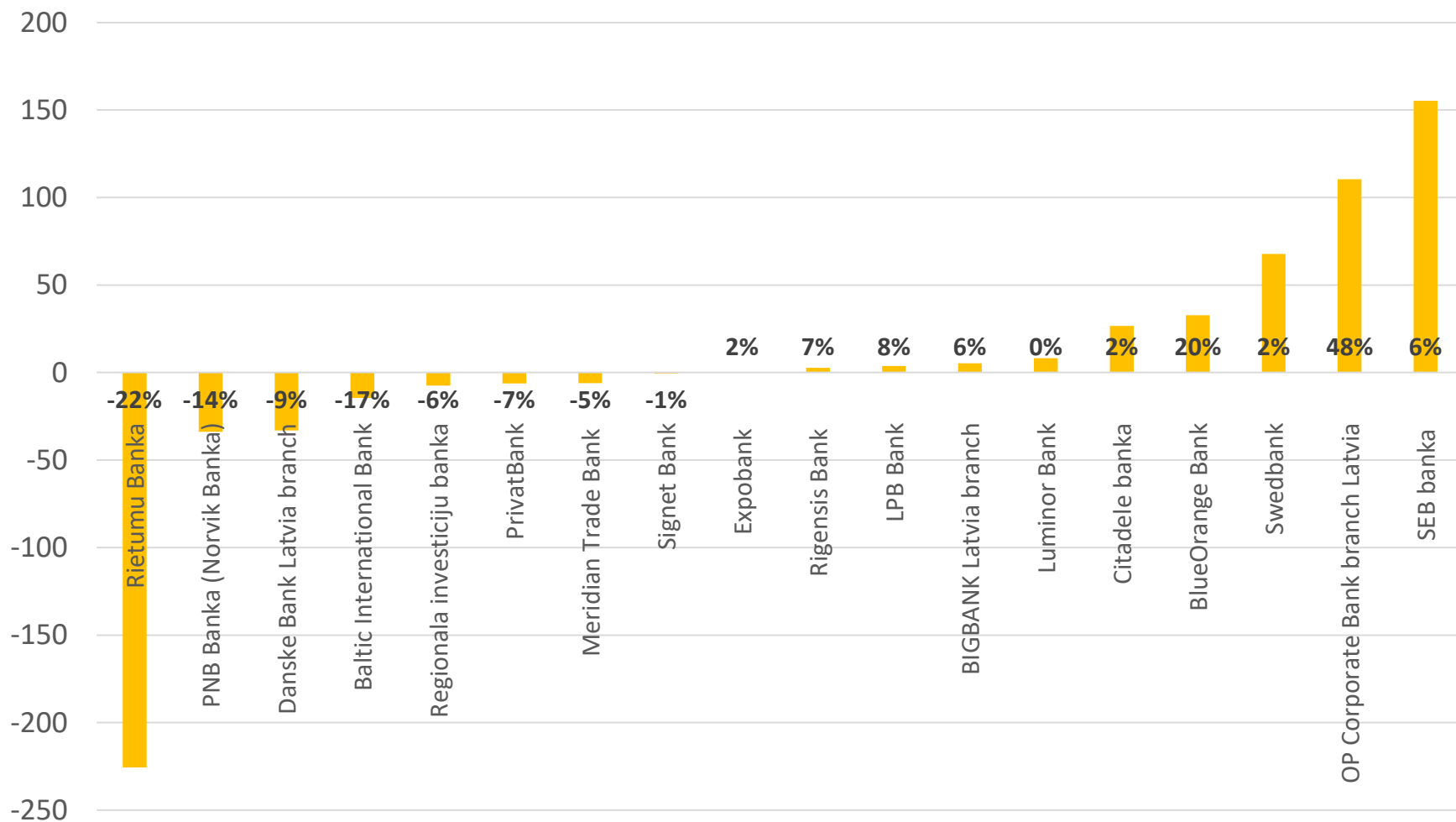
Loans at Latvian banking sector

- The portfolio of issued loans by Latvian banking sector was EUR 13.5 billion as of September 30, 2018. It is the lowest value since 2006.
- Total loan portfolio has decreased by EUR -0.9 billion or -6% in 2018.
- The largest portfolio was reached in 2008, total portfolio was EUR 23.7 billion. Since then the portfolio has decreased by 43%.

Banks' issued loans as of 30.09.2018, MEUR

Name	Value	Change in 2018	
Luminor Bank	3,554.1	8.3	0.2%
Swedbank	3,299.0	67.8	2.1%
SEB banka	2,833.5	155.2	5.8%
Citadele banka	1,229.5	26.6	2.2%
Rietumu Banka	806.4	-225.5	-21.9%
OP Corporate Bank branch Latvia	343.0	110.5	47.5%
Danske Bank Latvia branch	333.1	-33.0	-9.0%
PNB Banka (Norvik Banka)	212.5	-33.9	-13.8%
BlueOrange Bank	197.9	32.8	19.9%
Regionala investiciju banka	117.7	-7.4	-5.9%
Meridian Trade Bank	112.4	-6.0	-5.1%
BIGBANK Latvia branch	102.4	5.3	5.5%
PrivatBank	85.4	-6.2	-6.8%
Baltic International Bank	72.9	-14.6	-16.7%
LPB Bank	50.4	3.8	8.2%
Signet Bank	45.3	-0.6	-1.3%
Rigensis Bank	42.2	2.7	6.9%
Expobank	0.2	0.0	1.8%
Total banking industry	13,529.7	-910.8	-6.3%
Altum	213.7	n/a	n/a

Change of loans portfolio 30.09.2018 vs 31.12.2017, MEUR



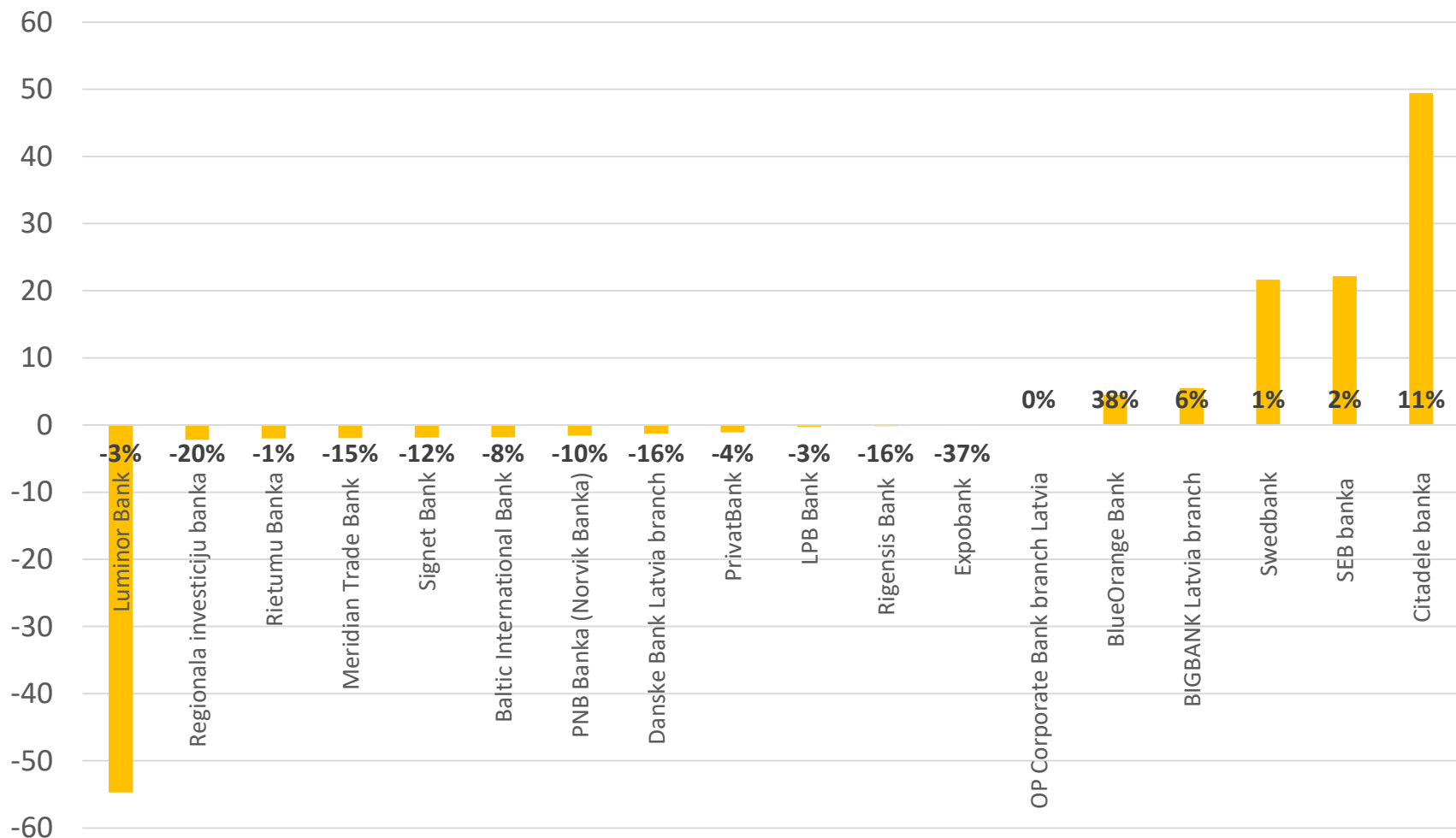
Breakdown of loans as of 30.09.2018, MEUR

Name	Loans	Private persons		Companies
		Total	incl. property loans to residents	
Luminor Bank	3,554.1	1,714.8	1,550.5	1,834.9
Swedbank	3,299.0	1,720.9	1,490.9	1,544.7
SEB banka	2,833.5	957.7	777.1	1,857.9
Citadele banka	1,229.5	485.1	214.5	744.4
Rietumu Banka	806.4	133.2	4.0	673.2
OP Corporate Bank branch Latvia	343.0	0.0	0.0	316.8
Danske Bank Latvia branch	333.1	6.6	4.7	326.6
PNB Banka (Norvik Banka)	212.5	15.0	2.5	197.5
BlueOrange Bank	197.9	16.2	6.0	181.7
Regionala investiciju banka	117.7	8.8	0.1	108.9
Meridian Trade Bank	112.4	11.4	5.0	101.1
BIGBANK Latvia branch	102.4	102.4	0.0	0.0
PrivatBank	85.4	24.9	9.1	60.5
Baltic International Bank	72.9	21.0	1.2	51.9
LPB Bank	50.4	8.5	2.8	41.9
Signet Bank	45.3	13.2	0.0	32.1
Rigensis Bank	42.2	0.8	0.4	41.3
Expobank	0.2	0.0	0.0	0.2
Total banking industry	13,529.7	5,240.6	4,068.2	8,207.1
Altum	213.7	25.4	8.2	187.3

Loans to private persons as of 30.09.2018, MEUR

Name	Value	Change in 2018	
Swedbank	1,720.9	21.6	1.3%
Luminor Bank	1,714.8	-54.7	-3.1%
SEB banka	957.7	22.2	2.4%
Citadele banka	485.1	49.4	11.3%
Rietumu Banka	133.2	-2.0	-1.5%
BIGBANK Latvia branch	102.4	5.5	5.7%
PrivatBank	24.9	-1.1	-4.2%
Baltic International Bank	21.0	-1.8	-8.0%
BlueOrange Bank	16.2	4.5	38.5%
PNB Banka (Norvik Banka)	15.0	-1.6	-9.5%
Signet Bank	13.2	-1.8	-12.2%
Meridian Trade Bank	11.4	-2.0	-14.7%
Regionala investiciju banka	8.8	-2.2	-20.2%
LPB Bank	8.5	-0.3	-3.3%
Danske Bank Latvia branch	6.6	-1.3	-16.3%
Rigensis Bank	0.8	-0.2	-15.8%
Expobank	0.0	0.0	-37.5%
OP Corporate Bank branch Latvia	0.0	0.0	0.0%
Total banking industry	5,240.6	-293.9	-5.3%
Altum	25.4	n/a	n/a

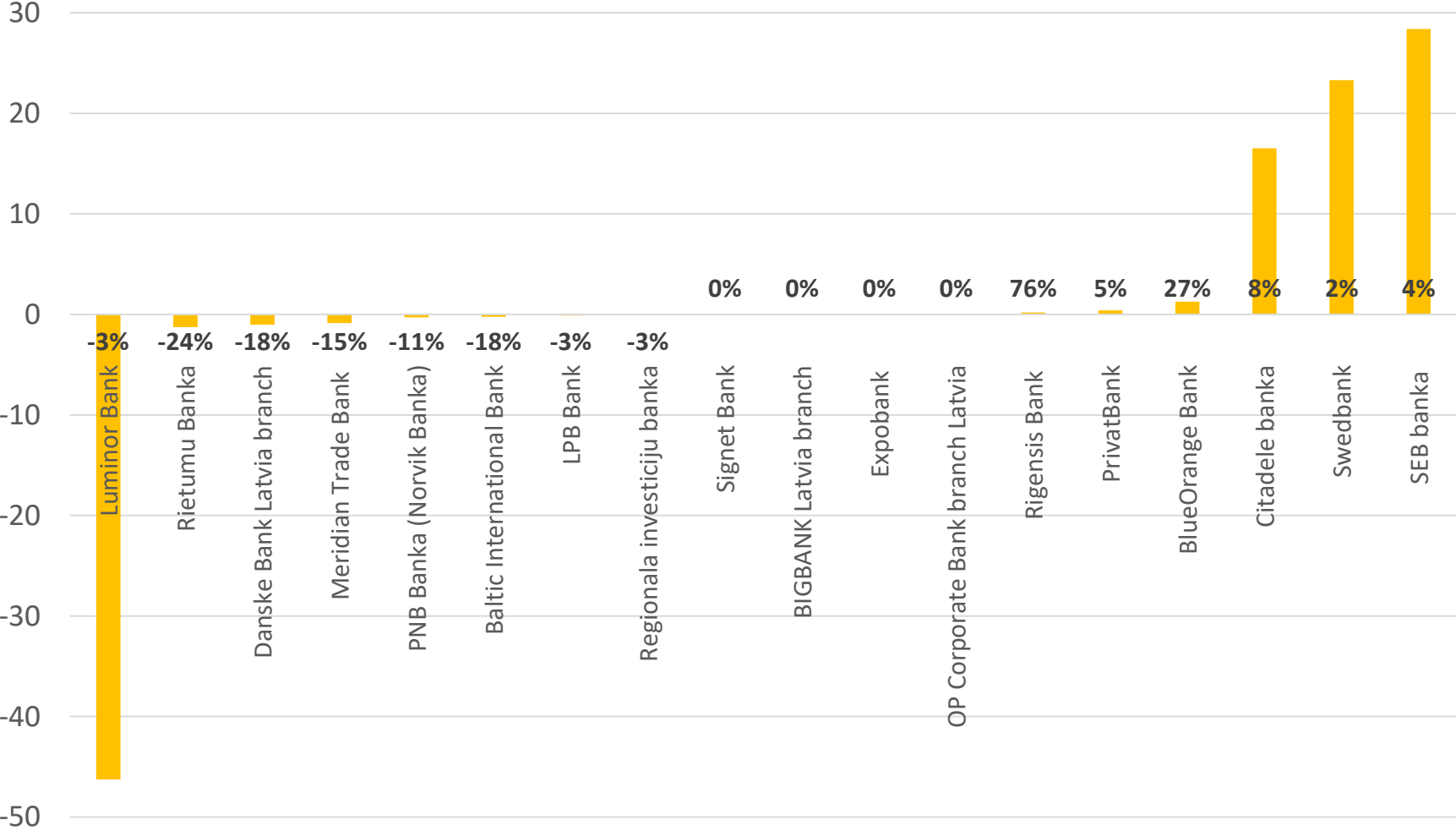
Change of loans to private persons 30.09.2018 vs 31.12.2017, MEUR



Property loans to residents as of 30.09.2018, MEUR

Name	Value	Change in 2018	
Luminor Bank	1,550.5	-46.2	-2.9%
Swedbank	1,490.9	23.3	1.6%
SEB banka	777.1	28.4	3.8%
Citadele banka	214.5	16.5	8.3%
PrivatBank	9.1	0.4	4.6%
BlueOrange Bank	6.0	1.3	26.9%
Meridian Trade Bank	5.0	-0.9	-14.6%
Danske Bank Latvia branch	4.7	-1.0	-18.1%
Rietumu Banka	4.0	-1.3	-24.1%
LPB Bank	2.8	-0.1	-3.4%
PNB Banka (Norvik Banka)	2.5	-0.3	-10.7%
Baltic International Bank	1.2	-0.3	-17.5%
Rigensis Bank	0.4	0.2	75.9%
Regionala investiciju banka	0.1	0.0	-3.2%
Signet Bank	0.0	0.0	0.0%
BIGBANK Latvia branch	0.0	0.0	0.0%
Expobank	0.0	0.0	0.0%
OP Corporate Bank branch Latvia	0.0	0.0	0.0%
Total banking industry	4,068.2	-275.8	-6.3%
Altum	8.2	n/a	n/a

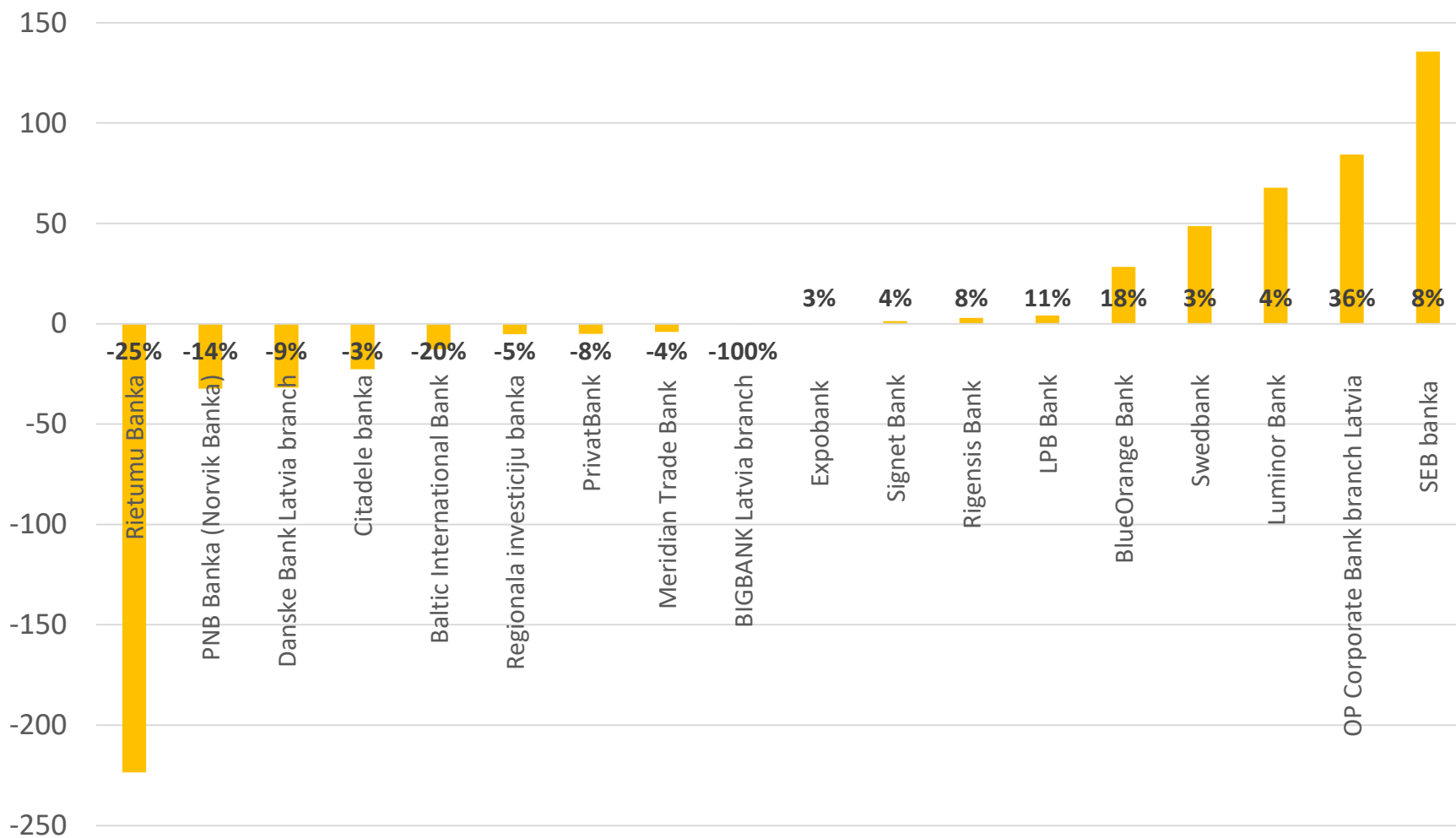
Change of property loans to residents 30.09.2018 vs 31.12.2017, MEUR



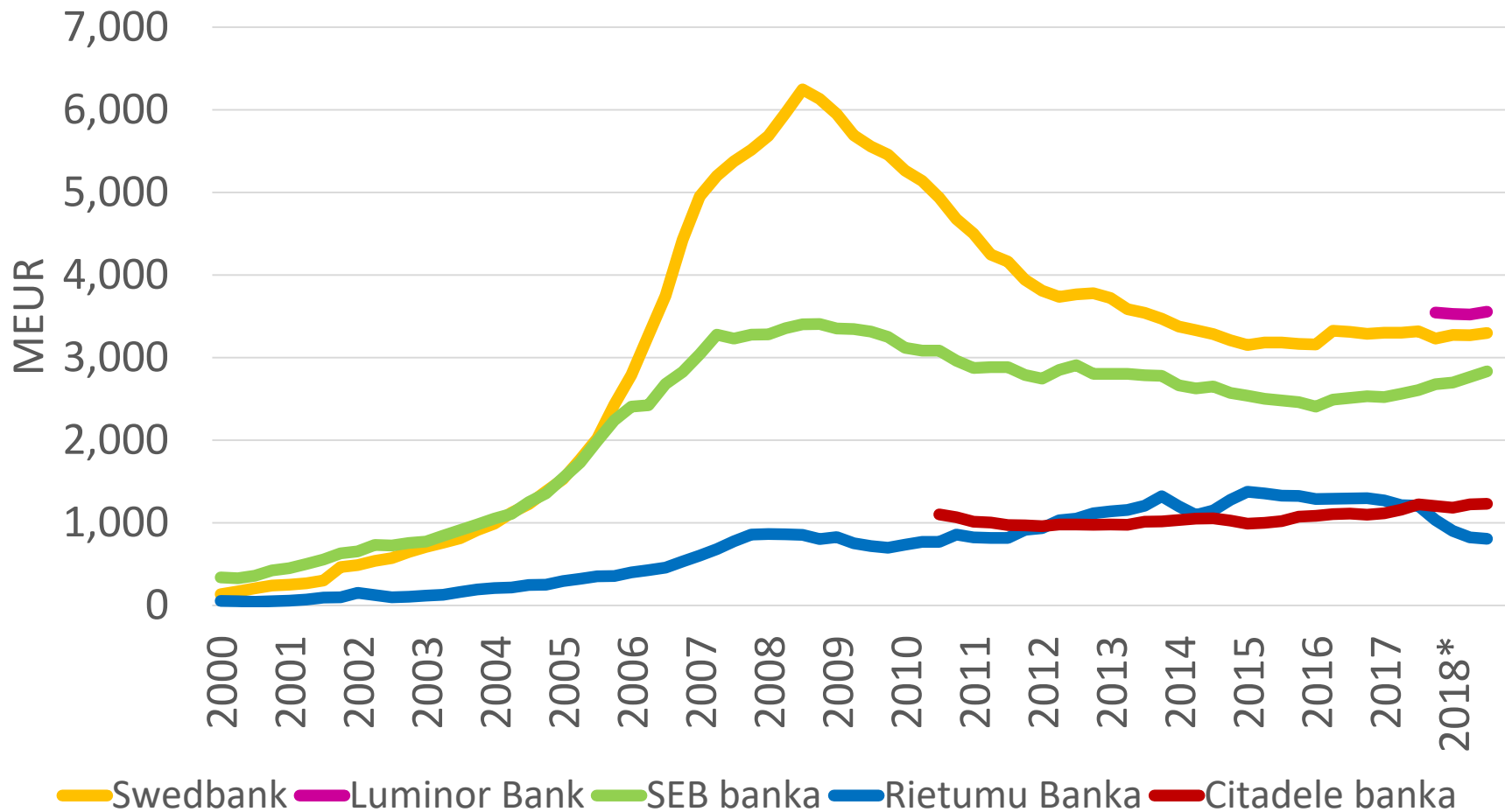
Loans to companies as of 30.09.2018, MEUR

Name	Value	Change in 2018	
SEB banka	1,857.9	135.5	7.9%
Luminor Bank	1,834.9	67.7	3.8%
Swedbank	1,544.7	48.6	3.2%
Citadele banka	744.4	-22.7	-3.0%
Rietumu Banka	673.2	-223.5	-24.9%
Danske Bank Latvia branch	326.6	-31.8	-8.9%
OP Corporate Bank branch Latvia	316.8	84.3	36.3%
PNB Banka (Norvik Banka)	197.5	-32.3	-14.1%
BlueOrange Bank	181.7	28.3	18.5%
Regionala investiciju banka	108.9	-5.2	-4.6%
Meridian Trade Bank	101.1	-4.1	-3.9%
PrivatBank	60.5	-5.1	-7.8%
Baltic International Bank	51.9	-12.8	-19.7%
LPB Bank	41.9	4.1	10.9%
Rigensis Bank	41.3	2.9	7.5%
Signet Bank	32.1	1.3	4.1%
Expobank	0.2	0.0	3.4%
BIGBANK Latvia branch	0.0	-0.2	-100.0%
Total banking industry	8,207.1	-633.2	-7.2%
Altum	187.3	n/a	n/a

Change of loans to companies 30.09.2018 vs 31.12.2017, MEUR

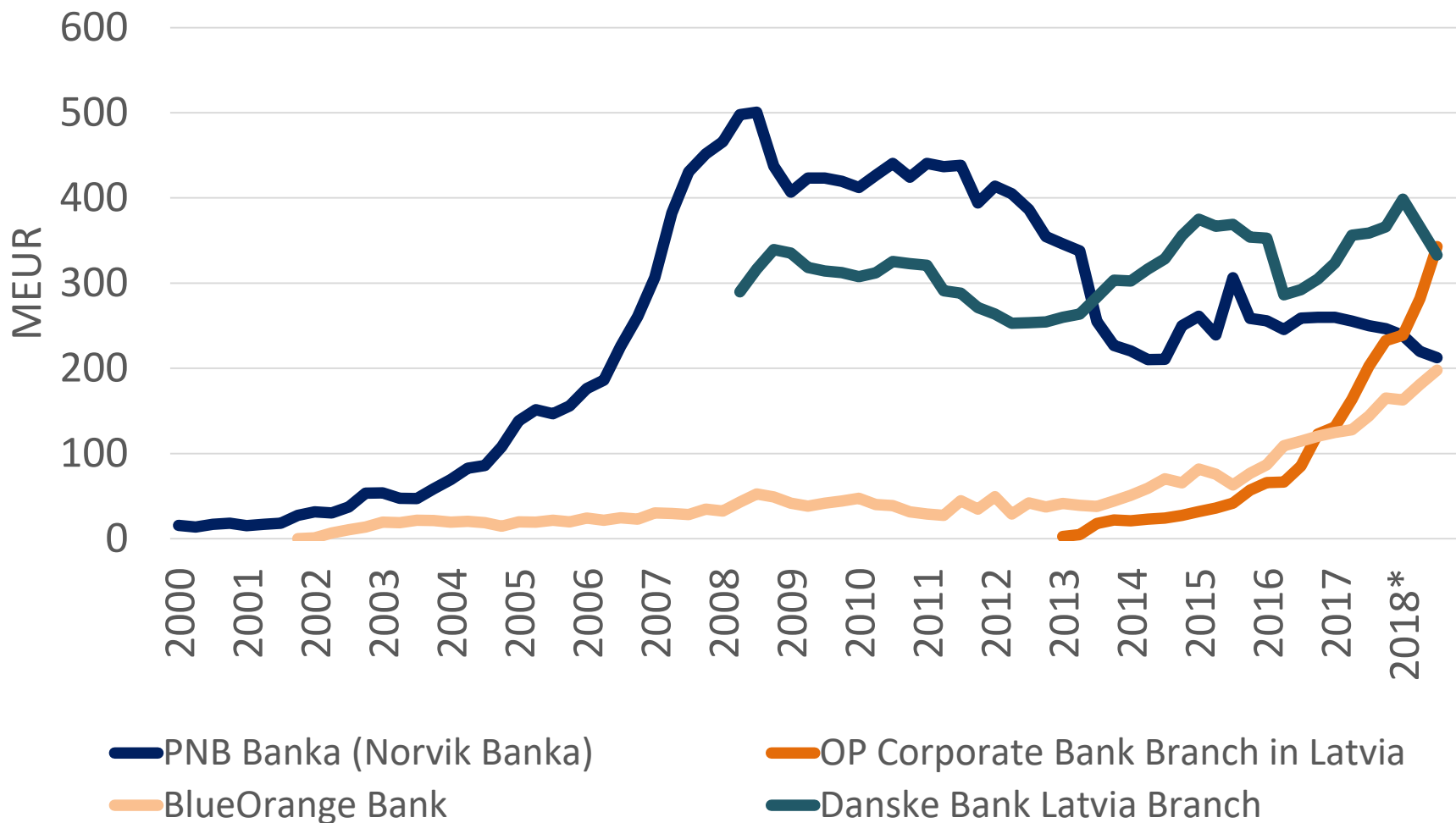


Banks' issued loans 2000-2018* (1)



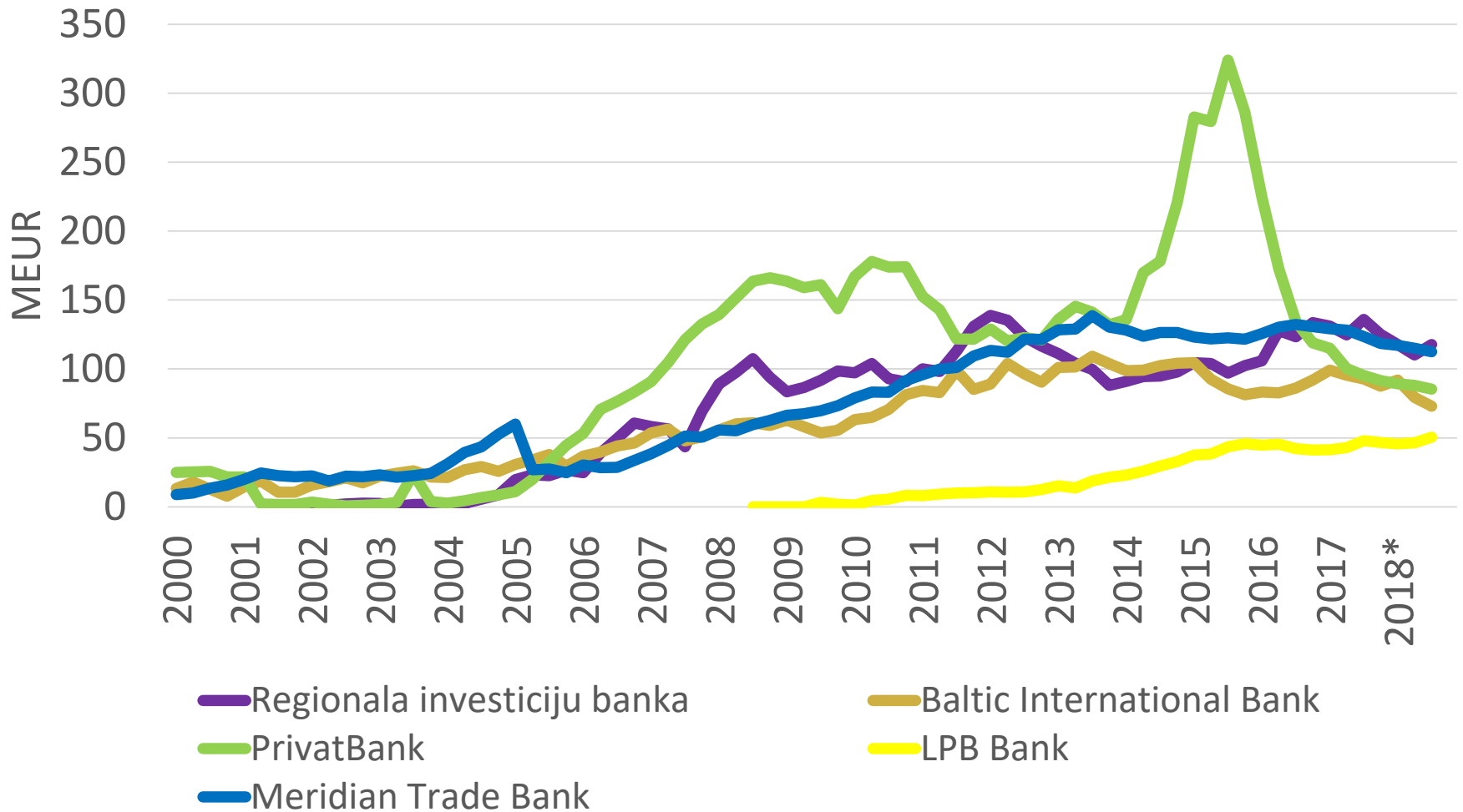
* 9 months 2018

Banks' issued loans 2000-2018* (2)



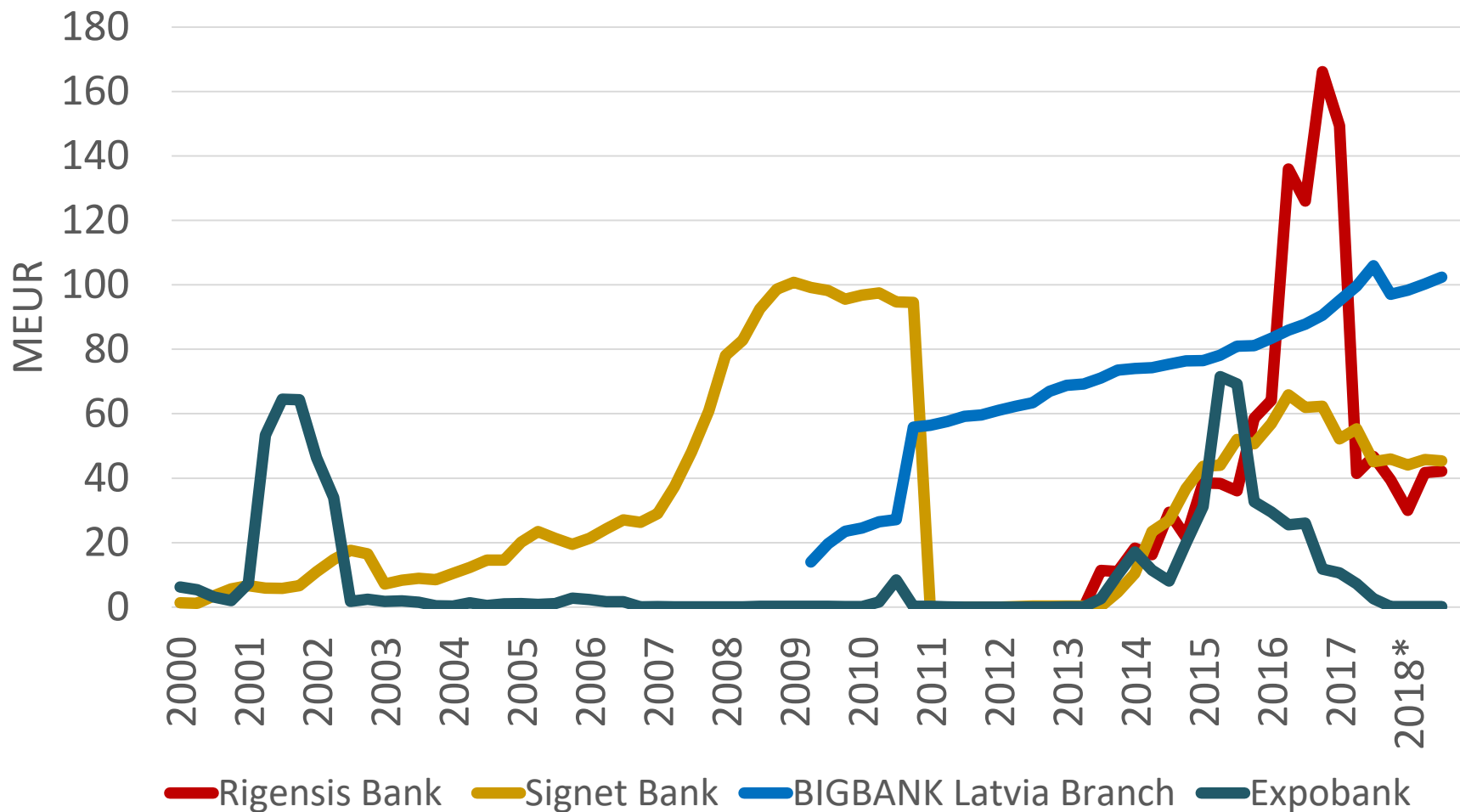
* 9 months 2018

Banks' issued loans 2000-2018* (3)



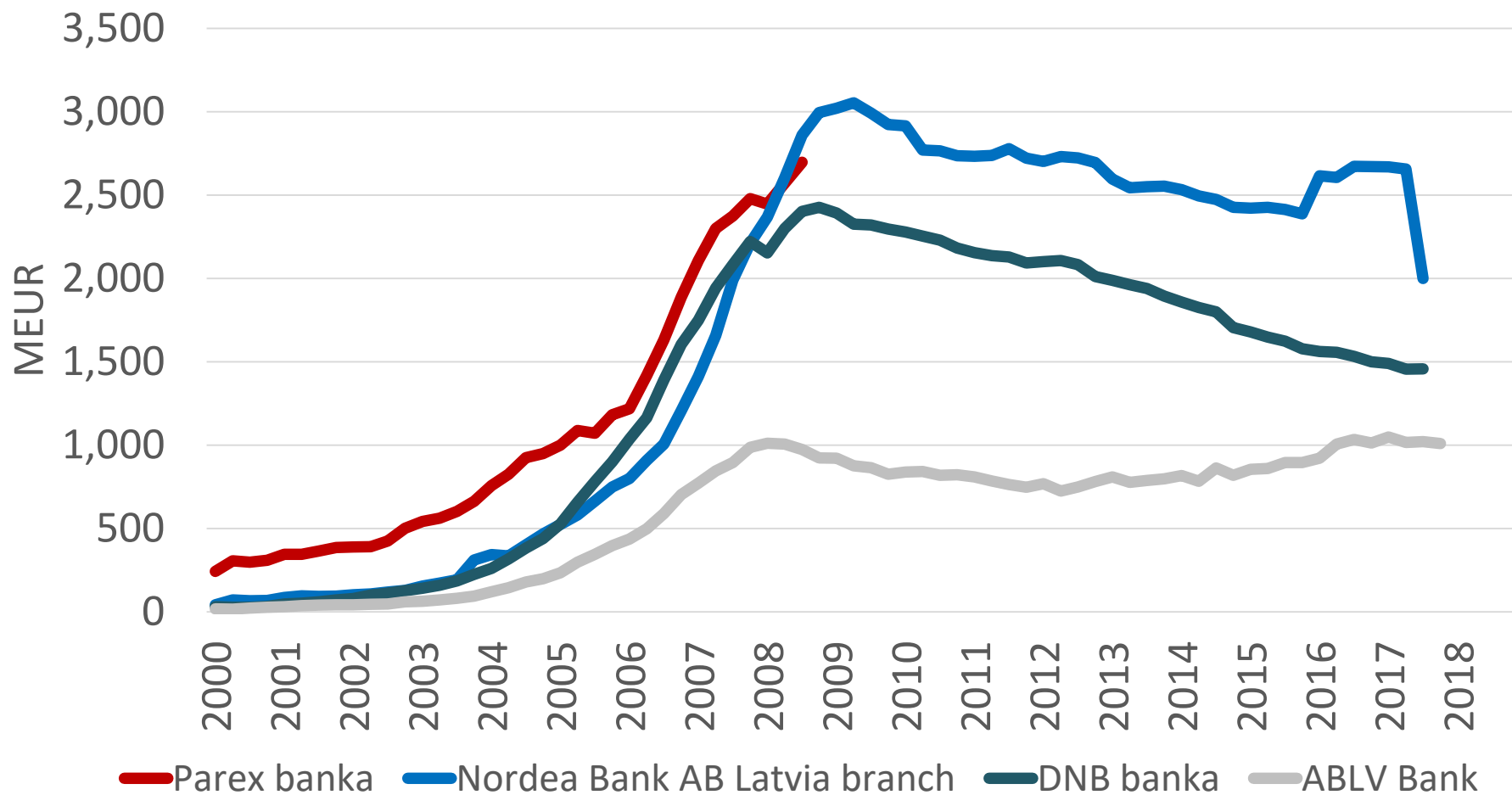
* 9 months 2018

Banks' issued loans 2000-2018* (4)

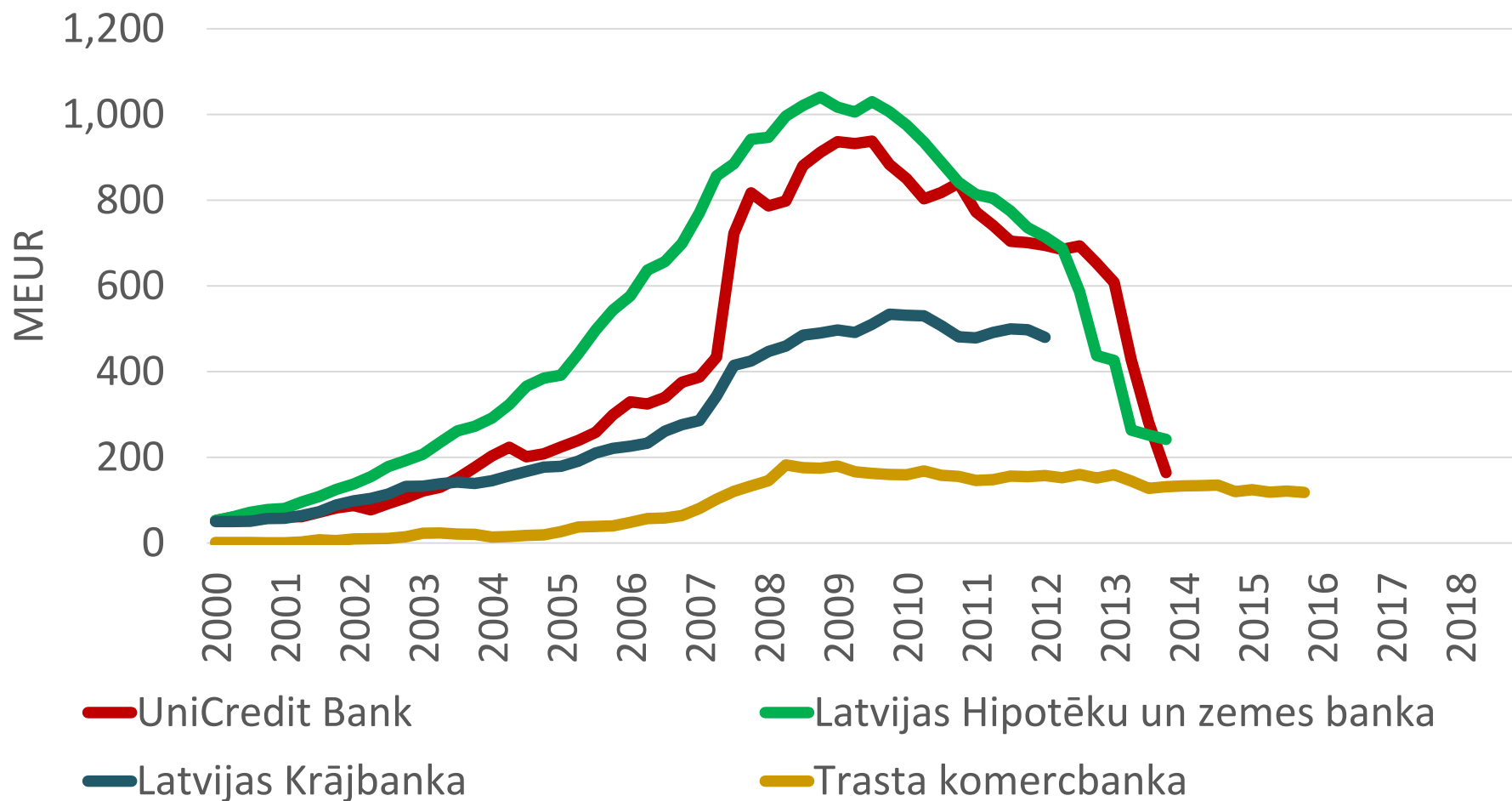


* 9 months 2018

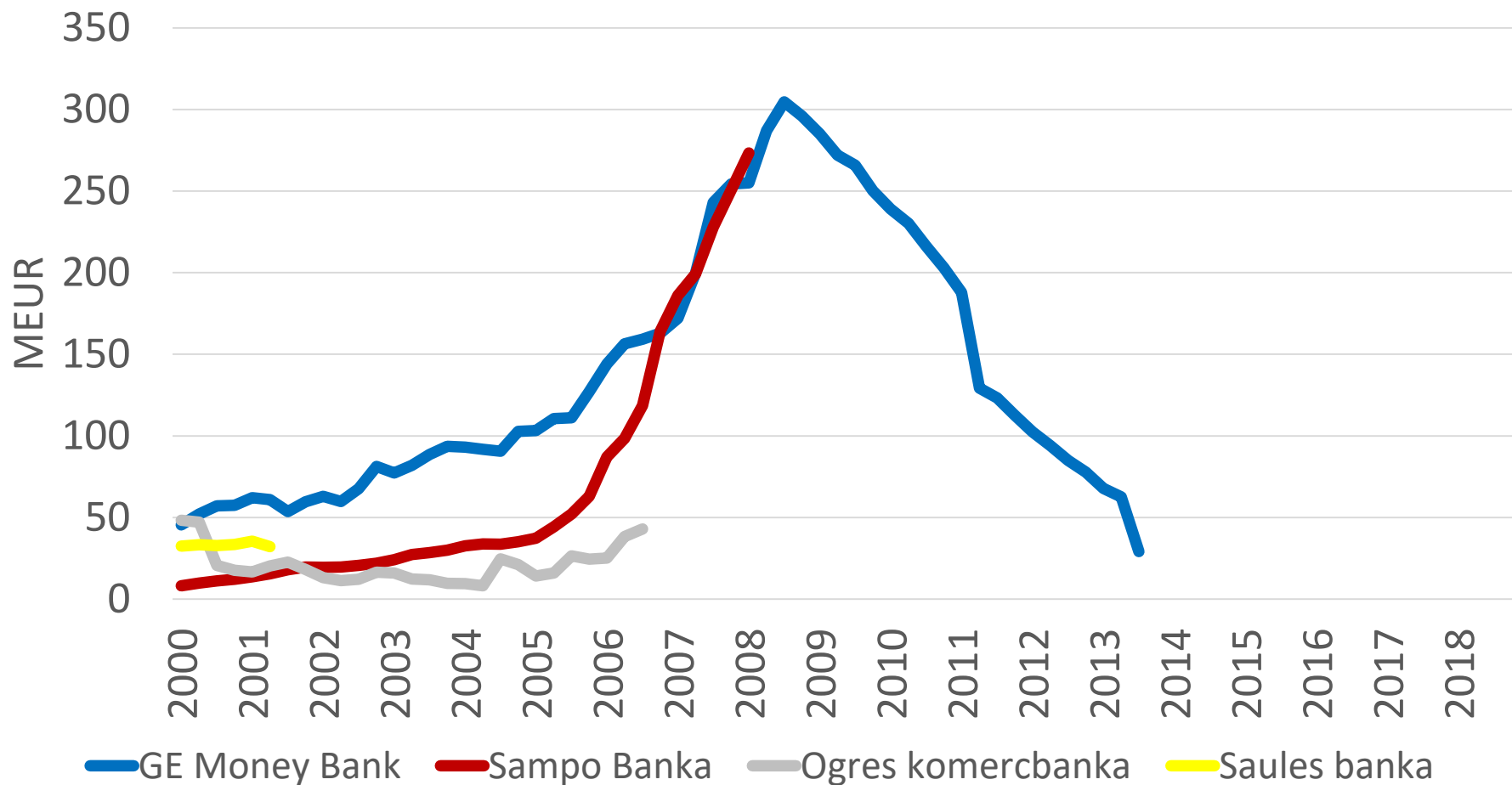
Historic: banks' issued loans 2000-2018 (1)



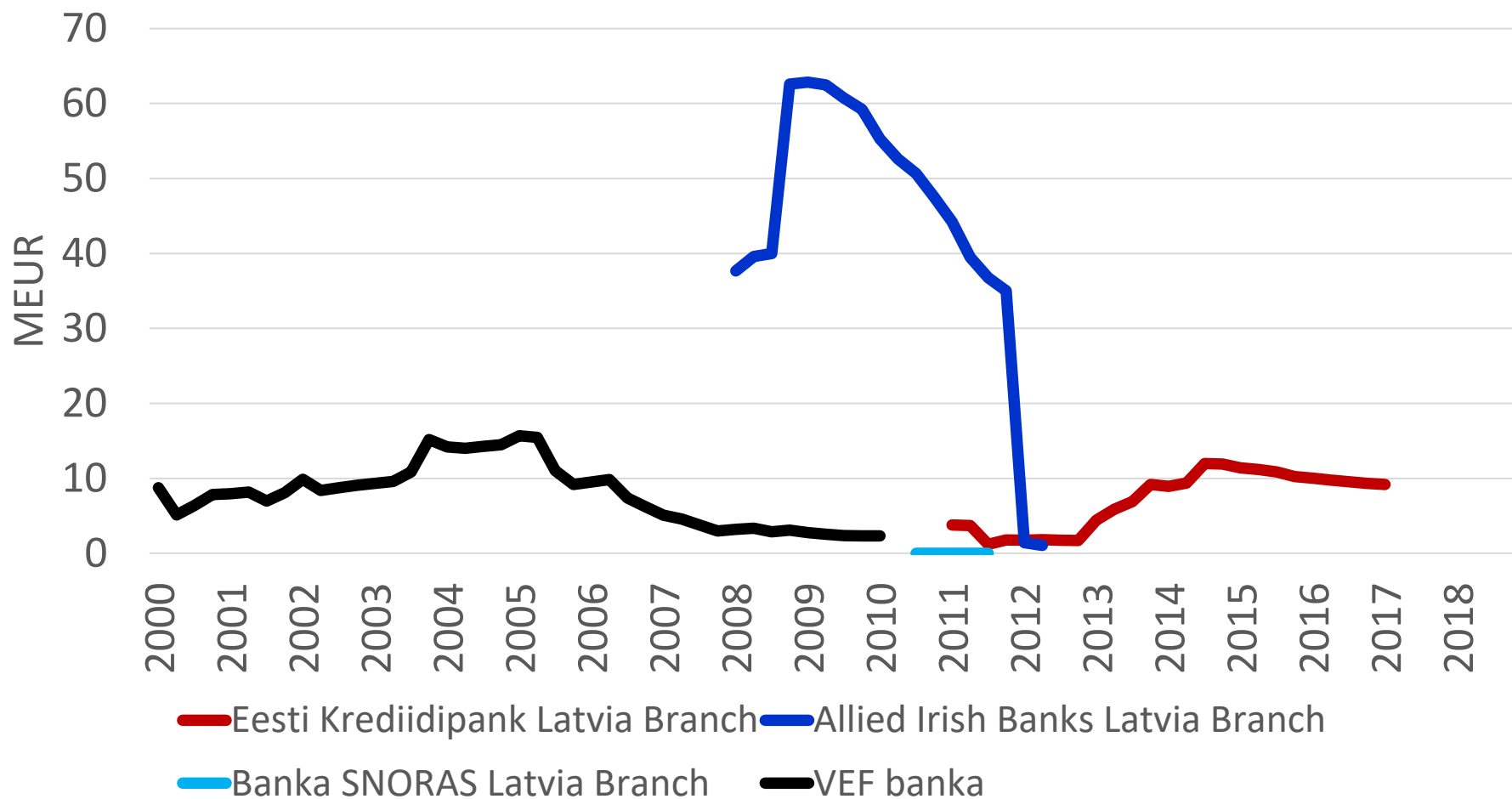
Historic: banks' issued loans 2000-2018 (2)



Historic: banks' issued loans 2000-2018 (3)

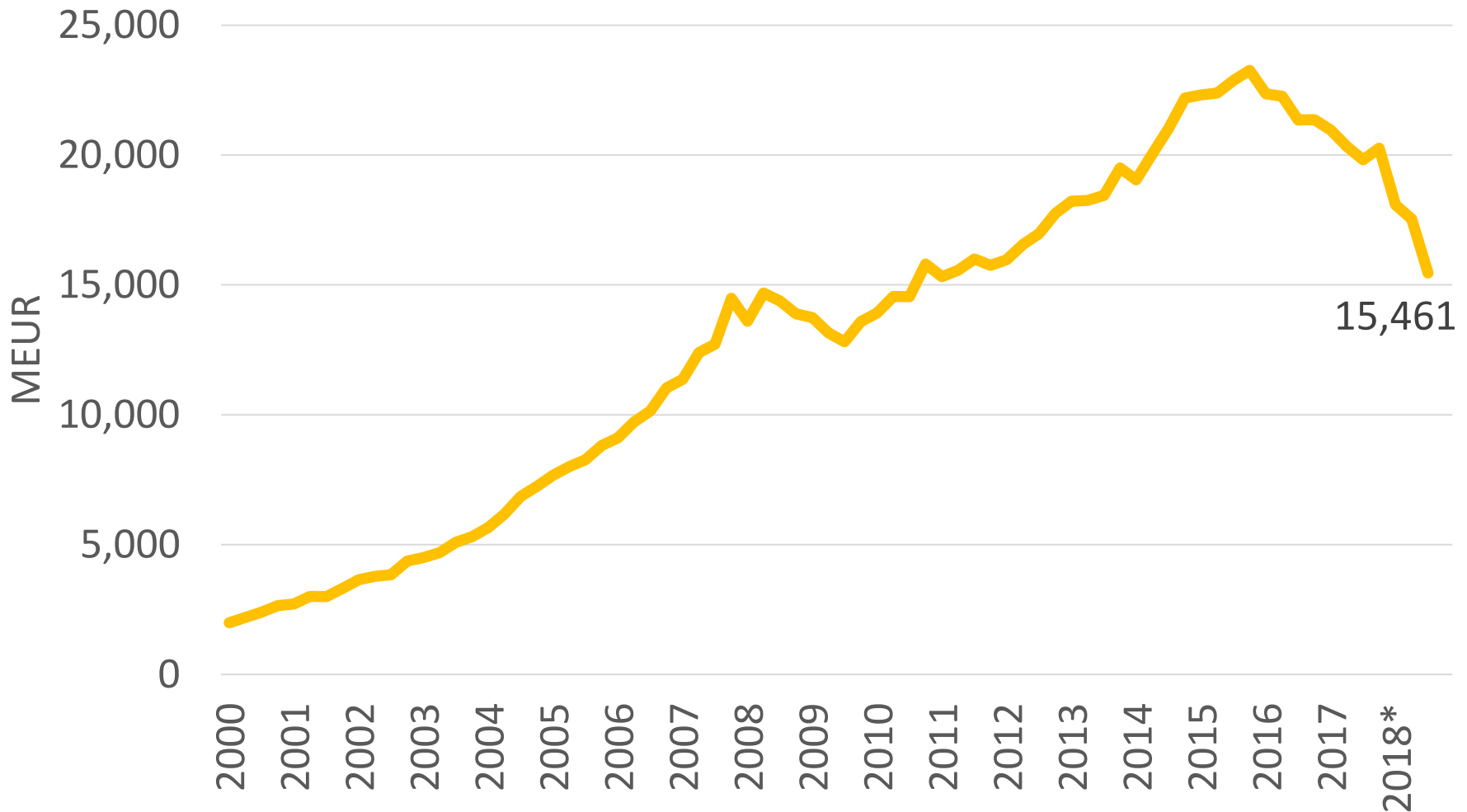


Historic: banks' issued loans 2000-2018 (4)



5. DEPOSITS

Deposits at Latvian banking sector 2000-2018*



* 9 months 2018

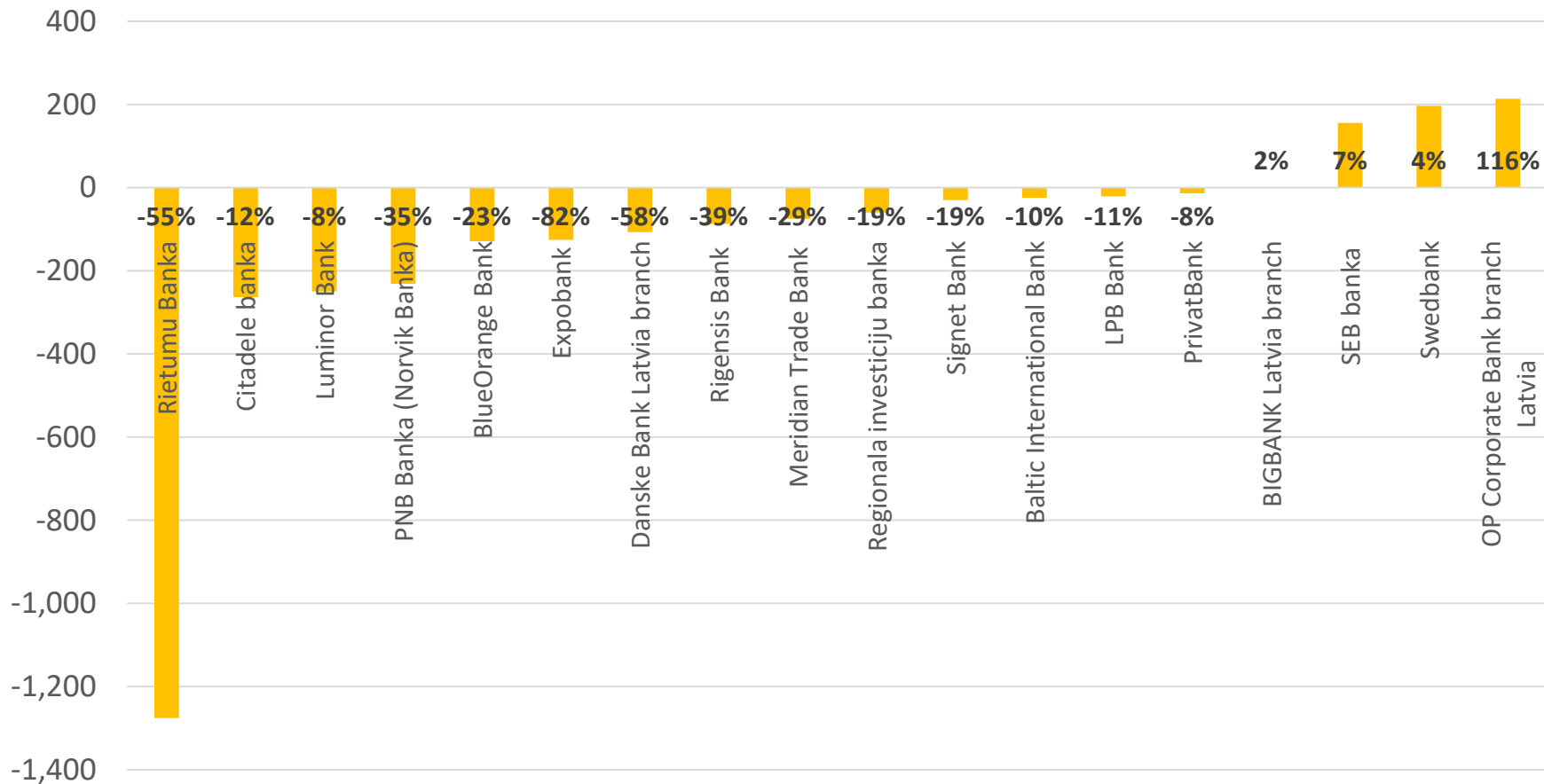
Deposits at Latvian banking sector

- Total deposits at Latvian banking sector were EUR 15.5 billion as of 30.09.2018.; it was the lowest value since 2011;
- Deposits have been decreasing since 2016;
- The peak of deposits was reached at the end of 2015; it was EUR 23.3 billion. Since then the amount has decreased by EUR -7.8 billion or -34%;
- The total amount of deposits declined by EUR -4.8 billion or -24% in 2018;
- Main decrease is observed in the sector of foreign deposits.

Deposits at banks as of 30.09.2018, MEUR

Name	Value	Change in 2018	
Swedbank	4,609.1	196.8	4.5%
Luminor Bank	2,693.1	-249.7	-8.5%
SEB banka	2,537.1	156.1	6.6%
Citadele banka	1,868.6	-263.5	-12.4%
Rietumu Banka	1,041.3	-1,275.9	-55.1%
PNB Banka (Norvik Banka)	438.2	-231.3	-34.5%
BlueOrange Bank	432.6	-128.8	-22.9%
OP Corporate Bank branch Latvia	398.0	213.9	116.2%
Regionala investiciju banka	249.1	-60.0	-19.4%
Baltic International Bank	228.2	-24.4	-9.7%
Meridian Trade Bank	179.8	-74.8	-29.4%
LPB Bank	173.2	-21.1	-10.8%
PrivatBank	154.9	-13.6	-8.1%
Rigensis Bank	137.0	-87.2	-38.9%
Signet Bank	124.2	-29.5	-19.2%
Danske Bank Latvia branch	77.6	-107.3	-58.0%
Expobank	26.9	-125.5	-82.4%
BIGBANK Latvia branch	22.0	0.4	1.8%
Total banking industry	15,461.2	-4,805.3	-23.7%
Altum	0.0	n/a	n/a

Change of deposits 30.09.2018 vs 31.12.2017, MEUR



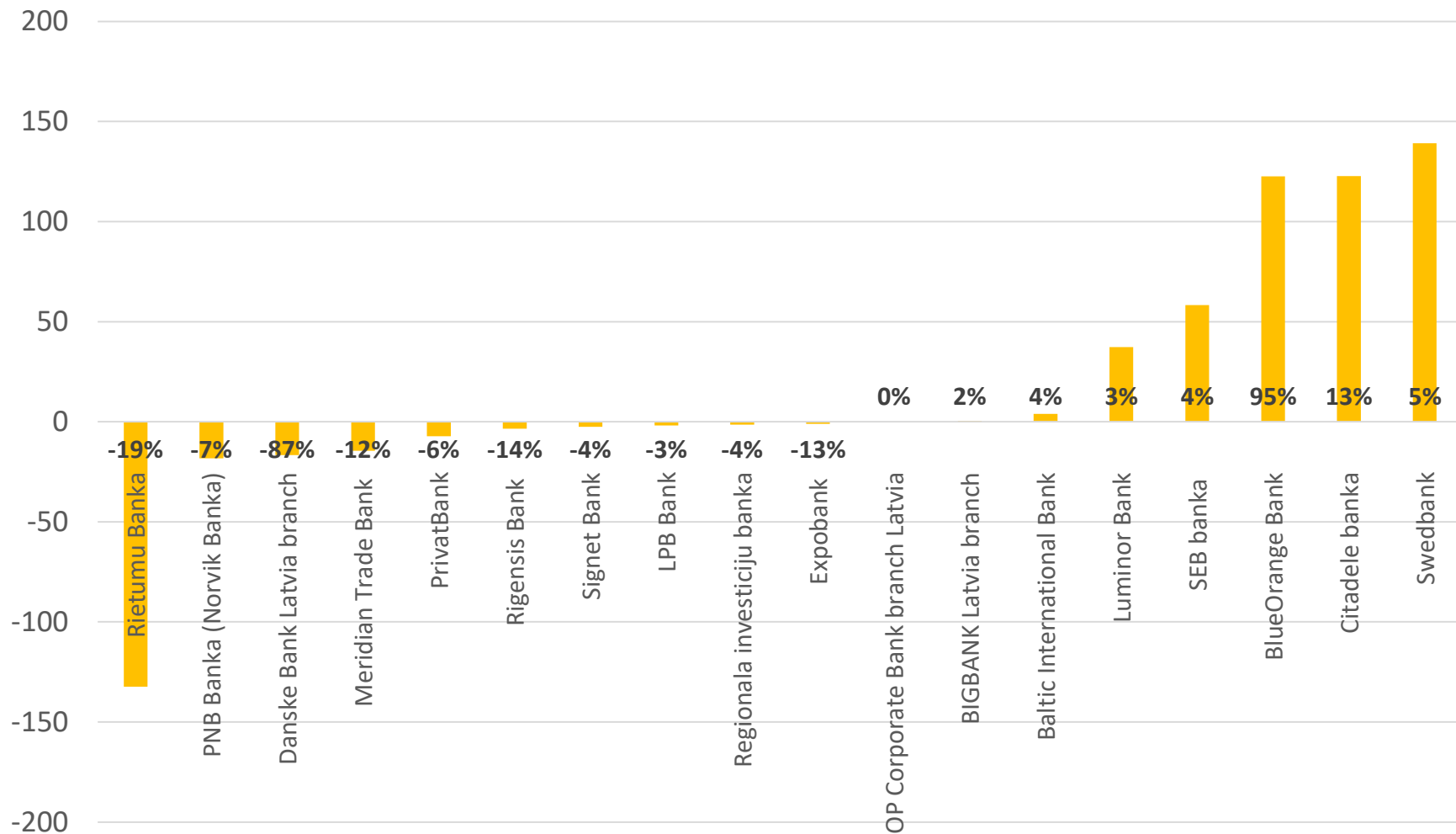
Breakdown of deposits as of 30.09.2018, MEUR

Name	Deposits	Term		Customer	
		Short term	Long term	Private persons	Companies
Swedbank	4,609.1	4,099.2	509.9	2,783.0	1,688.6
Luminor Bank	2,693.1	2,204.5	488.6	1,150.6	1,290.1
SEB banka	2,537.1	2,050.6	486.5	1,440.6	868.7
Citadele banka	1,868.6	1,557.1	311.5	1,067.4	750.3
Rietumu Banka	1,041.3	689.7	351.7	579.7	461.5
PNB Banka (Norvik Banka)	438.2	235.5	202.7	256.5	181.4
BlueOrange Bank	432.6	202.0	230.6	252.0	180.6
OP Corporate Bank branch Latvia	398.0	398.0	0.0	0.0	33.0
Regionala investiciju banka	249.1	205.0	44.1	38.6	210.5
Baltic International Bank	228.2	171.2	56.9	99.7	128.5
Meridian Trade Bank	179.8	130.3	49.5	109.1	66.6
LPB Bank	173.2	139.8	33.4	57.5	115.7
PrivatBank	154.9	61.0	94.0	116.9	37.6
Rigensis Bank	137.0	120.9	16.1	21.9	115.1
Signet Bank	124.2	90.5	33.7	61.5	62.7
Danske Bank Latvia branch	77.6	76.4	1.2	2.6	75.1
Expobank	26.9	26.4	0.4	6.4	20.5
BIGBANK Latvia branch	22.0	0.0	22.0	21.5	0.5
Total banking industry	15,461.2	12,473.6	2,987.6	8,067.1	6,355.4
Altum	0.0	0.0	0.0	0.0	0.0

Deposits of private persons as of 30.09.2018, MEUR

Name	Value	Change in 2018	
Swedbank	2,783.0	139.2	5.3%
SEB banka	1,440.6	58.3	4.2%
Luminor Bank	1,150.6	37.3	3.4%
Citadele banka	1,067.4	122.8	13.0%
Rietumu Banka	579.7	-132.4	-18.6%
PNB Banka (Norvik Banka)	256.5	-18.3	-6.7%
BlueOrange Bank	252.0	122.6	94.8%
PrivatBank	116.9	-7.3	-5.8%
Meridian Trade Bank	109.1	-14.5	-11.8%
Baltic International Bank	99.7	3.9	4.0%
Signet Bank	61.5	-2.5	-3.8%
LPB Bank	57.5	-1.8	-3.1%
Regionala investiciju banka	38.6	-1.5	-3.6%
Rigensis Bank	21.9	-3.5	-13.7%
BIGBANK Latvia branch	21.5	0.5	2.3%
Expobank	6.4	-1.0	-13.4%
Danske Bank Latvia branch	2.6	-16.7	-86.7%
OP Corporate Bank branch Latvia	0.0	0.0	0.0%
Total banking industry	8,067.1	-210.8	-2.5%
Altum	0.0	n/a	n/a

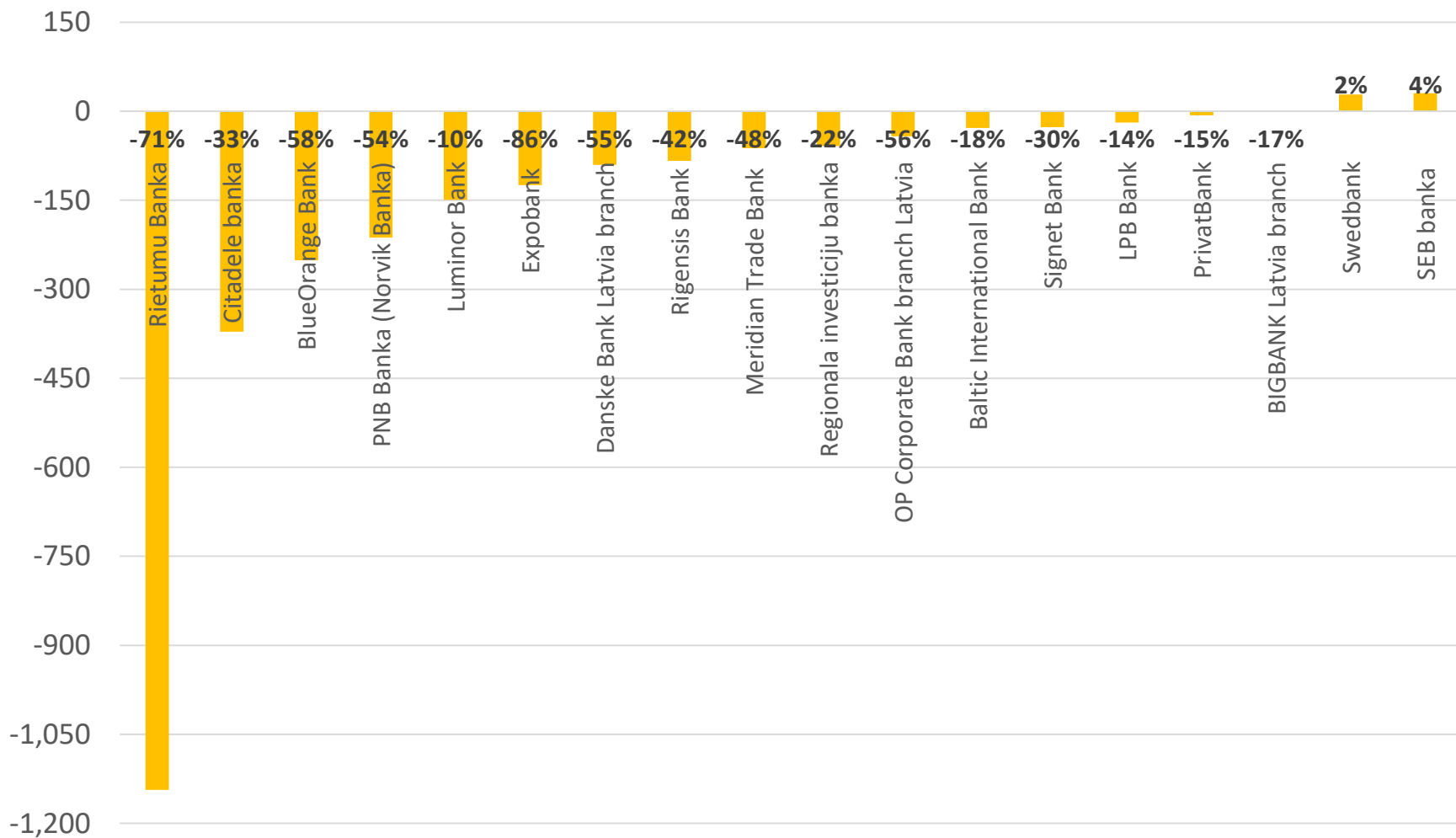
Change of deposits of private persons 30.09.2018 vs 31.12.2017, MEUR



Deposits of companies as of 30.09.2018, MEUR

Name	Value	Change in 2018	
Swedbank	1,688.6	28.0	1.7%
Luminor Bank	1,290.1	-149.7	-10.4%
SEB banka	868.7	30.4	3.6%
Citadele banka	750.3	-371.6	-33.1%
Rietumu Banka	461.5	-1,143.6	-71.2%
Regionala investiciju banka	210.5	-58.5	-21.8%
PNB Banka (Norvik Banka)	181.4	-213.1	-54.0%
BlueOrange Bank	180.6	-251.4	-58.2%
Baltic International Bank	128.5	-28.3	-18.0%
LPB Bank	115.7	-19.2	-14.2%
Rigensis Bank	115.1	-83.7	-42.1%
Danske Bank Latvia branch	75.1	-90.6	-54.7%
Meridian Trade Bank	66.6	-62.1	-48.3%
Signet Bank	62.7	-27.0	-30.1%
PrivatBank	37.6	-6.7	-15.1%
OP Corporate Bank branch Latvia	33.0	-42.1	-56.1%
Expobank	20.5	-124.5	-85.8%
BIGBANK Latvia branch	0.5	-0.1	-16.5%
Total banking industry	6,355.4	-4,797.7	-43.0%
Altum	0.0	n/a	n/a

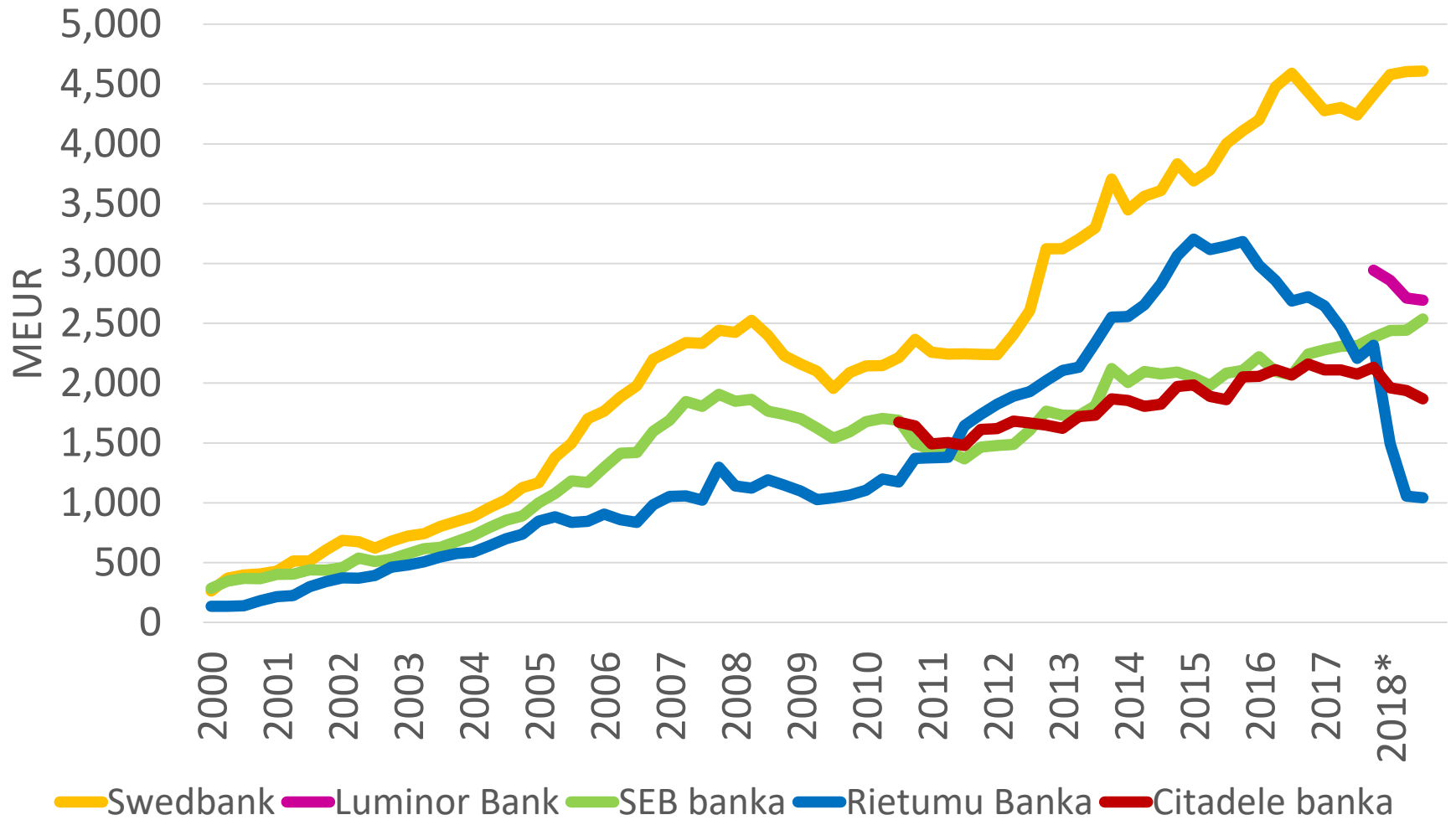
Change of deposits of companies 30.09.2018 vs 31.12.2017, MEUR



Deposits by term as of 30.09.2018, MEUR

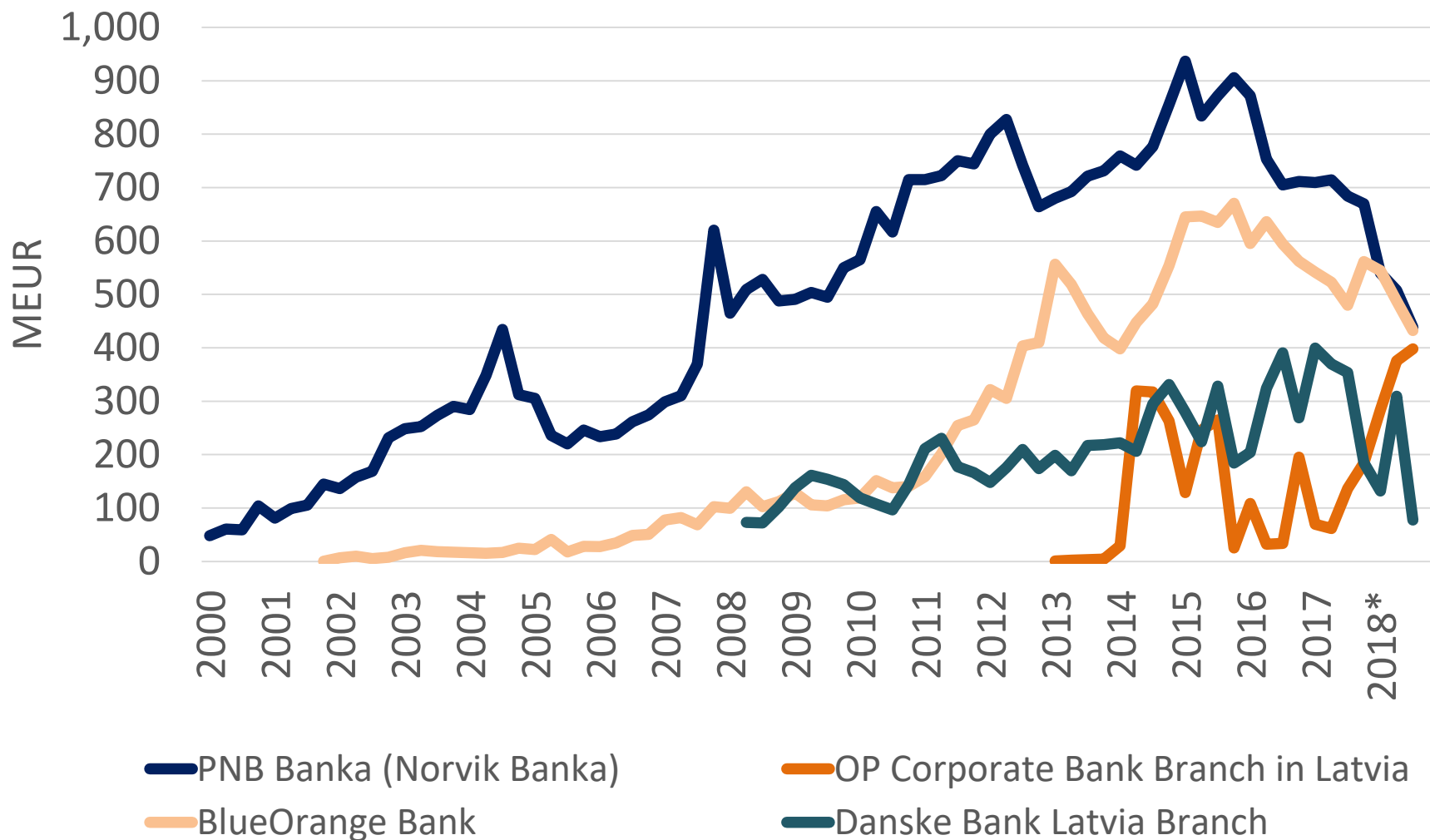
Name	Deposits	Short term		Long term	
		Value	Proportion, %	Value	Proportion, %
Swedbank	4,609.1	4,099.2	88.9%	509.9	11.1%
Luminor Bank	2,693.1	2,204.5	81.9%	488.6	18.1%
SEB banka	2,537.1	2,050.6	80.8%	486.5	19.2%
Citadele banka	1,868.6	1,557.1	83.3%	311.5	16.7%
Rietumu Banka	1,041.3	689.7	66.2%	351.7	33.8%
PNB Banka (Norvik Banka)	438.2	235.5	53.7%	202.7	46.3%
BlueOrange Bank	432.6	202.0	46.7%	230.6	53.3%
OP Corporate Bank branch Latvia	398.0	398.0	100.0%	0.0	0.0%
Regionala investiciju banka	249.1	205.0	82.3%	44.1	17.7%
Baltic International Bank	228.2	171.2	75.0%	56.9	25.0%
Meridian Trade Bank	179.8	130.3	72.5%	49.5	27.5%
LPB Bank	173.2	139.8	80.7%	33.4	19.3%
PrivatBank	154.9	61.0	39.4%	94.0	60.6%
Rigensis Bank	137.0	120.9	88.2%	16.1	11.8%
Signet Bank	124.2	90.5	72.9%	33.7	27.1%
Danske Bank Latvia branch	77.6	76.4	98.5%	1.2	1.5%
Expobank	26.9	26.4	98.3%	0.4	1.7%
BIGBANK Latvia branch	22.0	0.0	0.0%	22.0	100.0%
Total banking industry	15,461.2	12,473.6	80.7%	2,987.6	19.3%
Altum	0.0	0.0	0.0%	0.0	0.0%

Deposits at banks 2000-2018* (1)



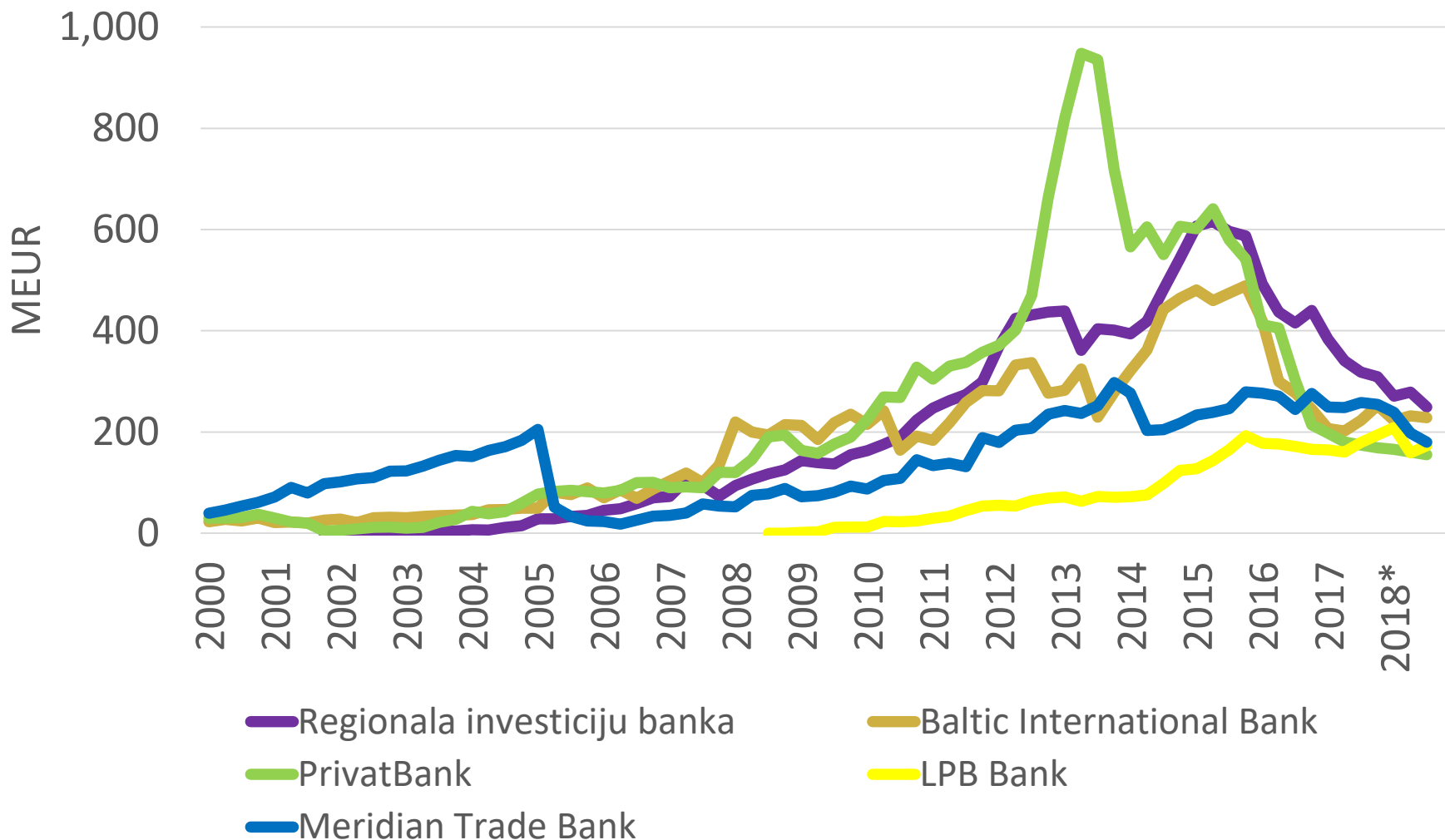
* 9 months 2018

Deposits at banks 2000-2018* (2)



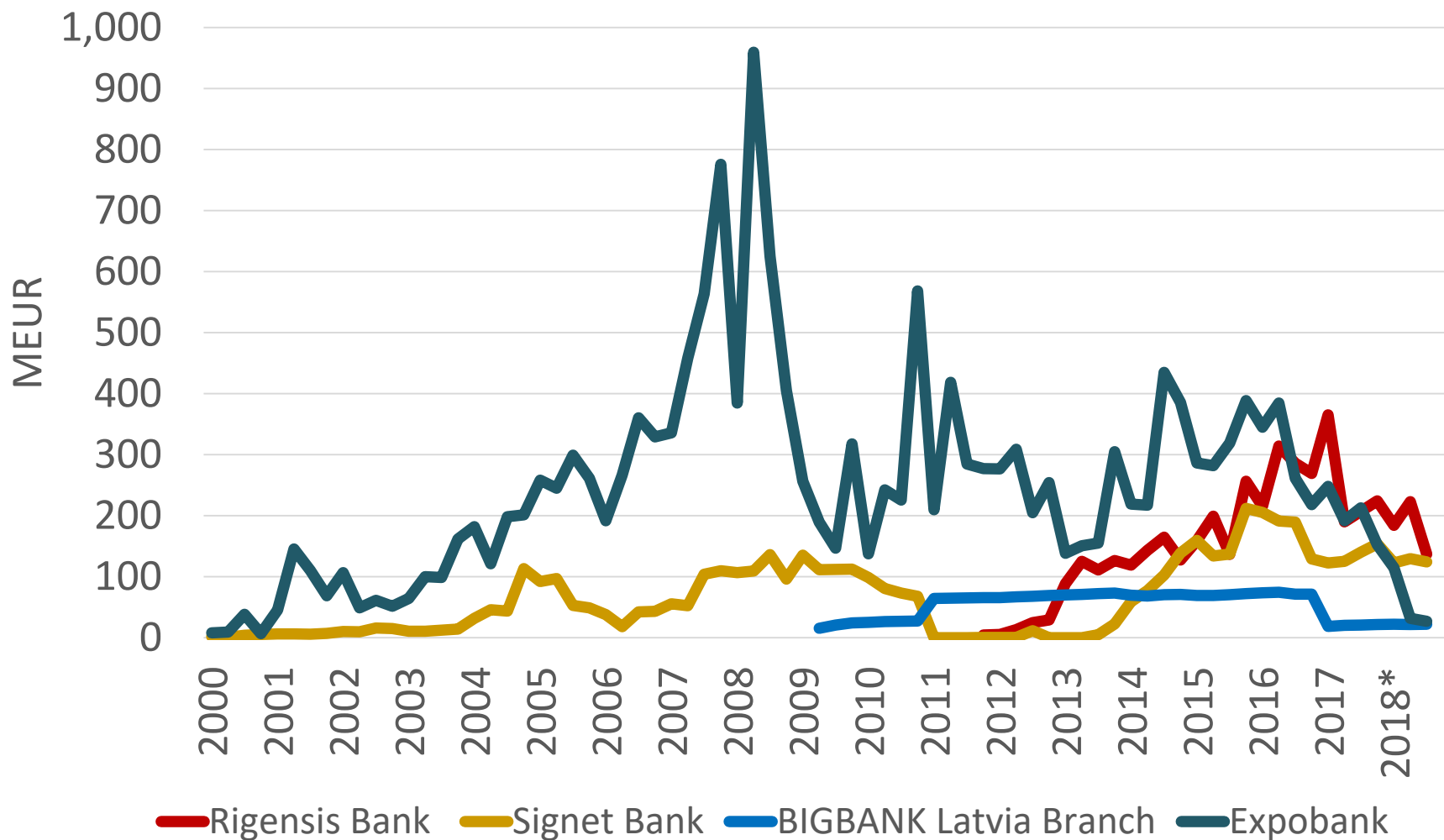
* 9 months 2018

Deposits at banks 2000-2018* (3)



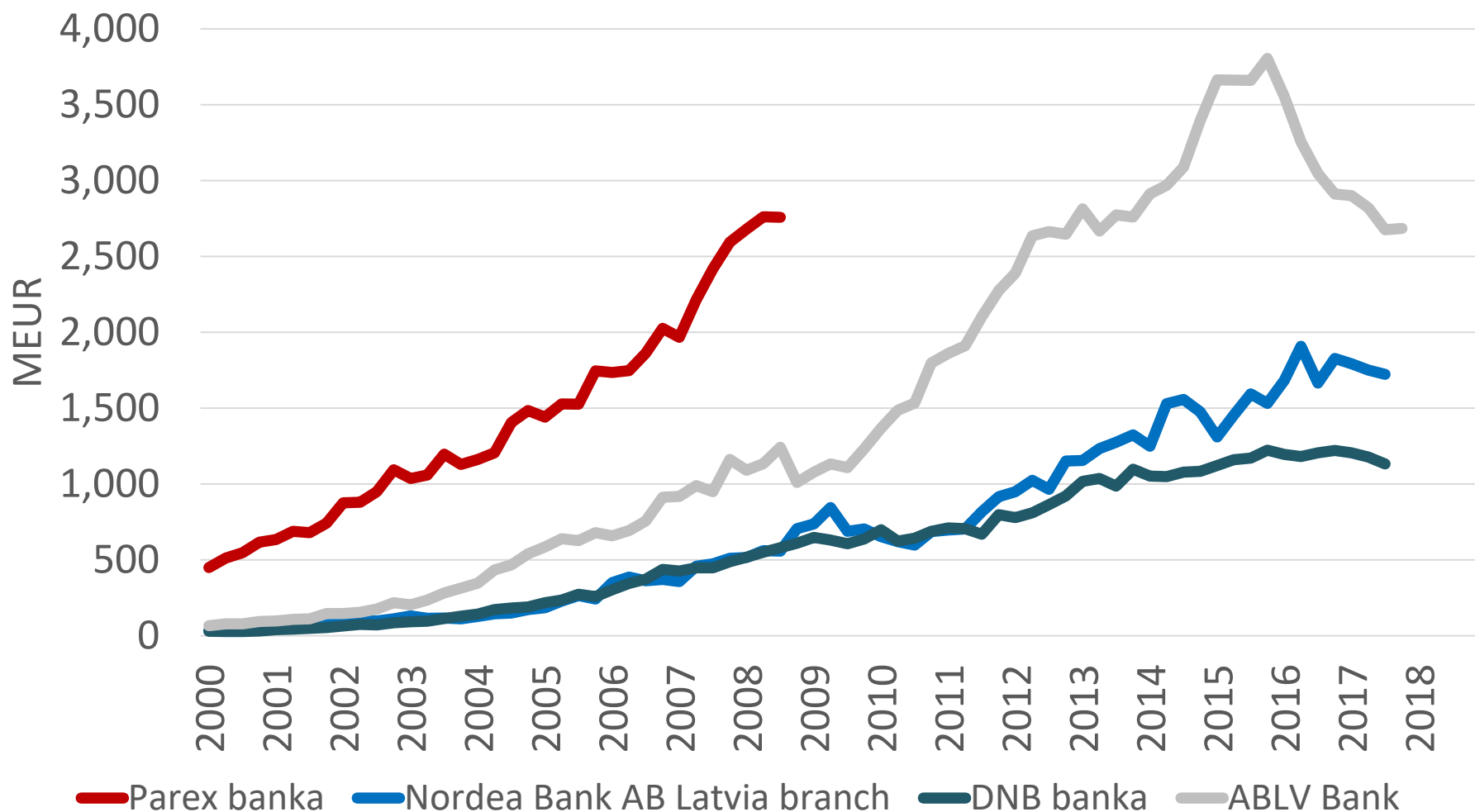
* 9 months 2018

Deposits at banks 2000-2018* (4)

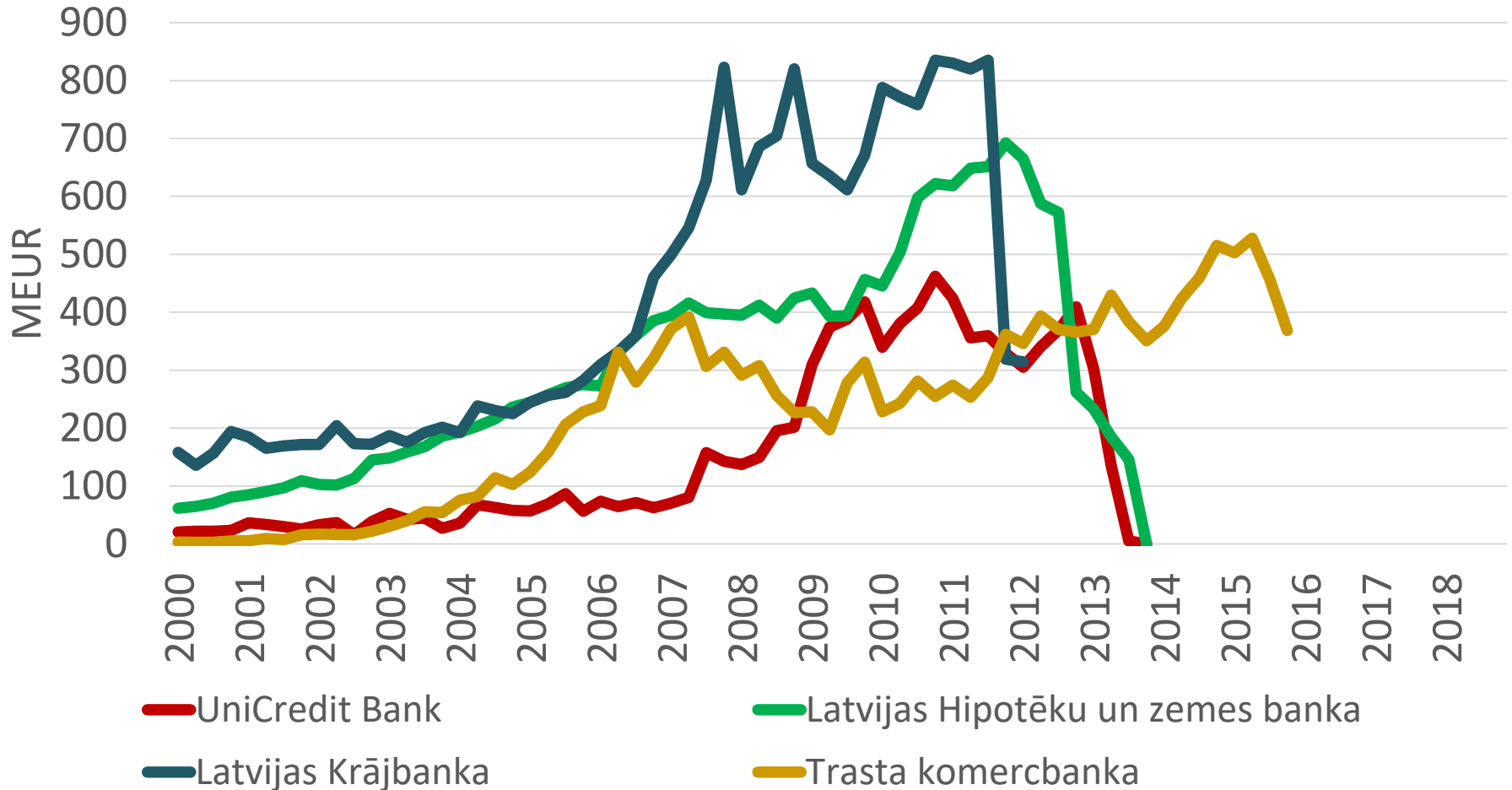


* 9 months 2018

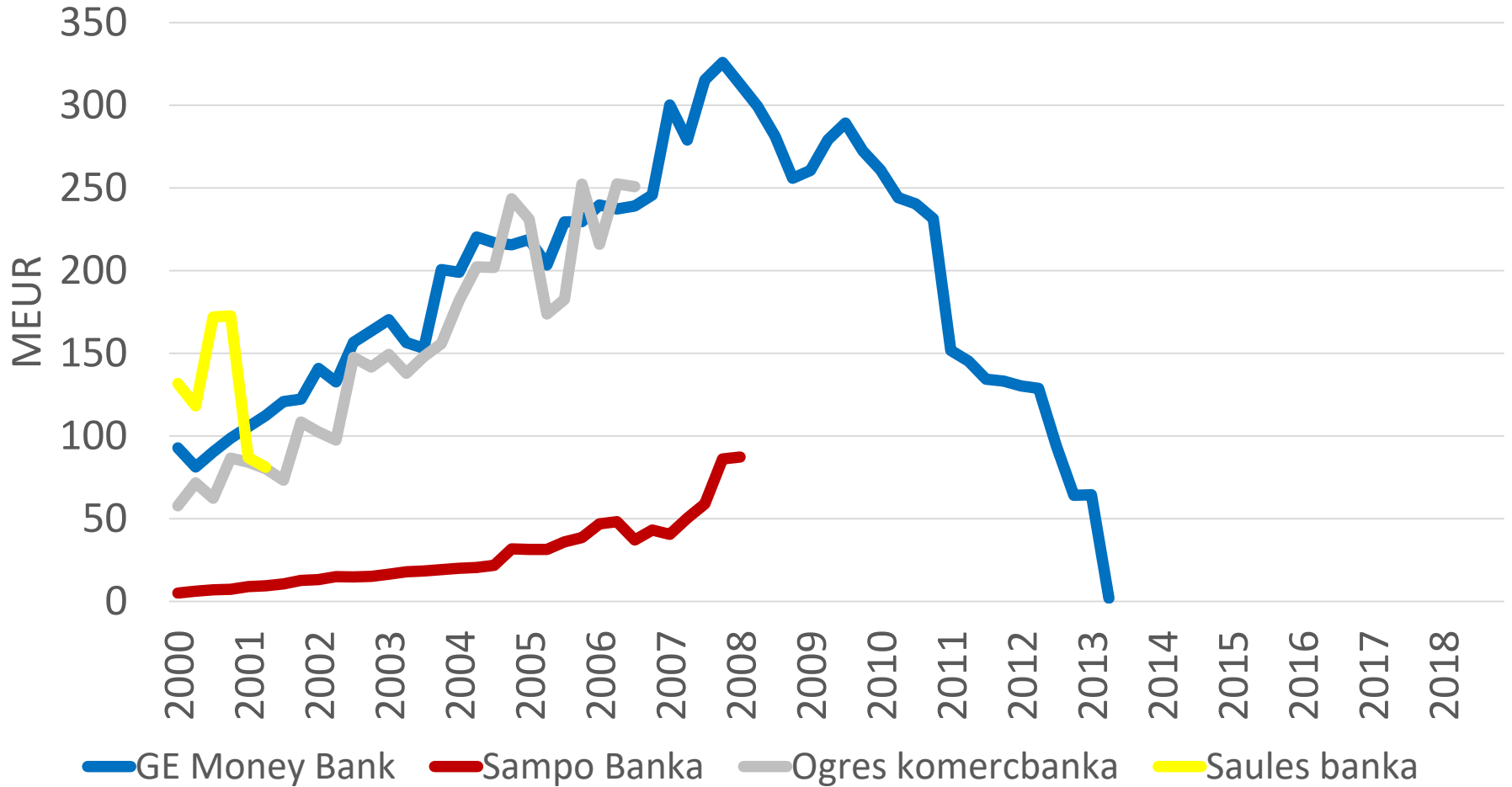
Historic: deposits at banks 2000-2018 (1)



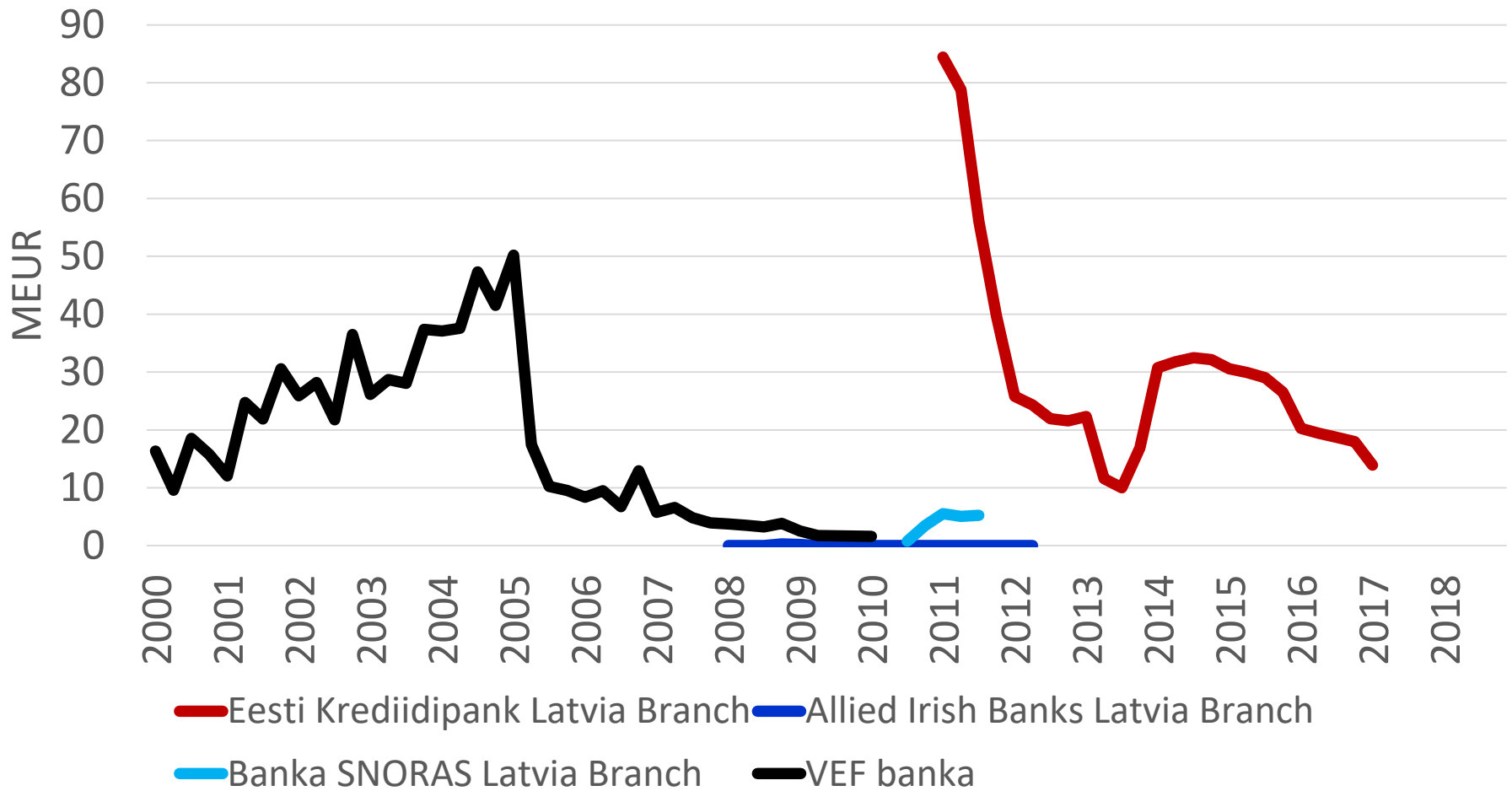
Historic: deposits at banks 2000-2018 (2)



Historic: deposits at banks 2000-2018 (3)



Historic: deposits at banks 2000-2018 (4)



6. FINANCIAL RATIOS

Financial ratios as of 30.09.2018

Name	Capital Adequacy Ratio ¹	Liquidity coverage ratio ²	Return on Equity (ROE) ³	Return on Assets (ROA) ⁴
Baltic International Bank	12.7%	194.0%	-12.7%	-1.1%
BlueOrange Bank	18.5%	171.3%	19.7%	2.0%
Citadele banka	19.9%	243.4%	8.9%	0.9%
Expobank	66.2%	927.0%	3.3%	0.8%
LPB Bank	19.7%	233.9%	25.1%	2.9%
Luminor Bank	16.9%	126.0%	9.9%	1.1%
Meridian Trade Bank	11.7%	565.1%	38.2%	1.8%
PNB Banka (Norvik Banka)	14.8%	299.0%	0.9%	0.1%
PrivatBank	30.0%	637.2%	-10.0%	-1.8%
Regionala investiciju banka	29.6%	229.4%	10.1%	1.1%
Rietumu Banka	34.0%	1219.5%	8.5%	2.0%
Rigensis Bank	34.5%	150.5%	4.4%	1.1%
SEB banka	18.9%	270.0%	11.9%	1.3%
Signet Bank	27.3%	681.8%	6.3%	0.6%
Swedbank	26.6%	342.0%	15.0%	2.1%

1 Total capital ratio, including adjustments; min requirement 8% according to legislation;

2 Minimum requirement 100%;

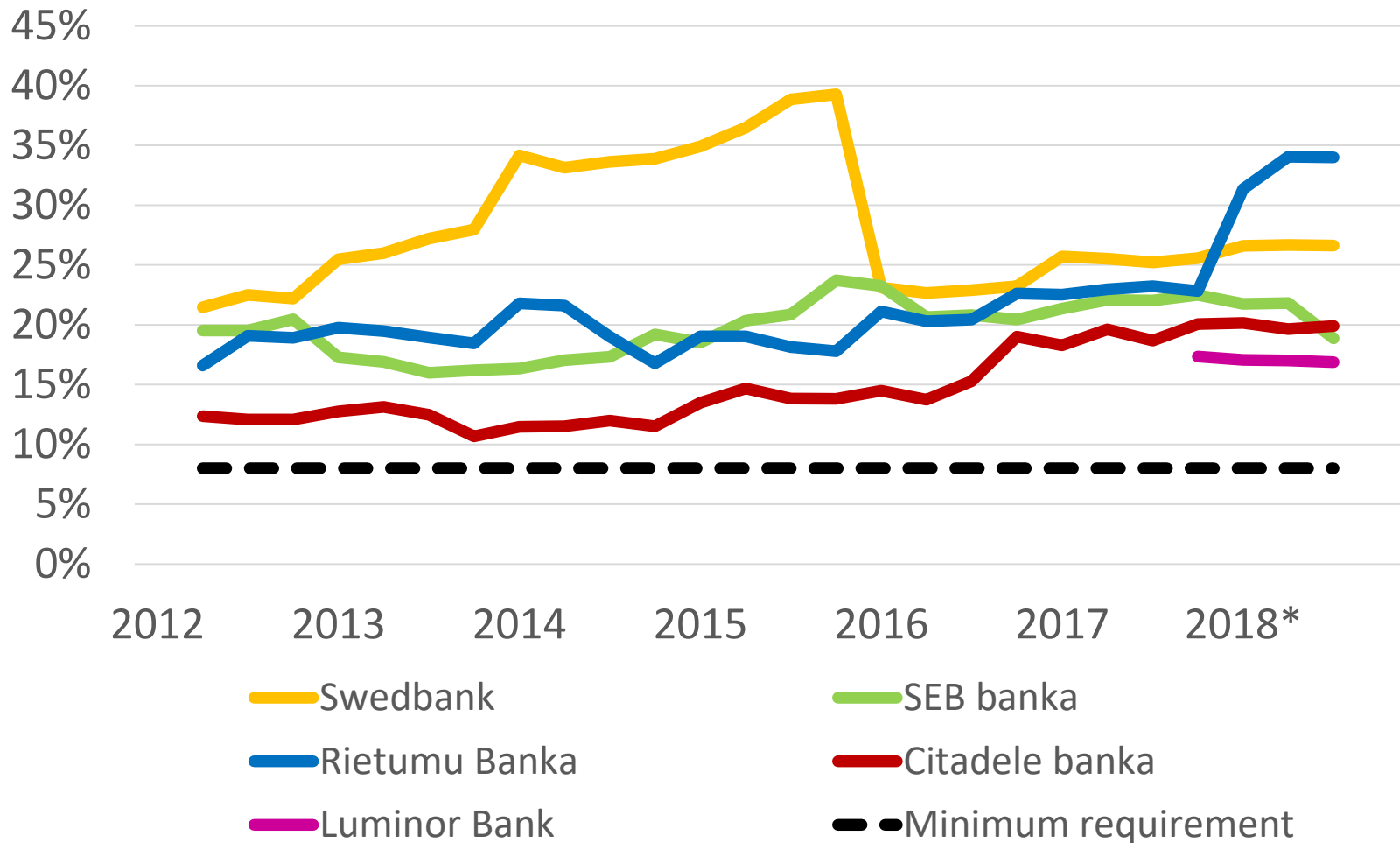
3 Return on equity (ROE) – proportion of annualized profit/loss of a period from average capital and reserves;

4 Return on assets (ROA) – proportion of annualized profit/loss of a period from average assets.

Financial ratios

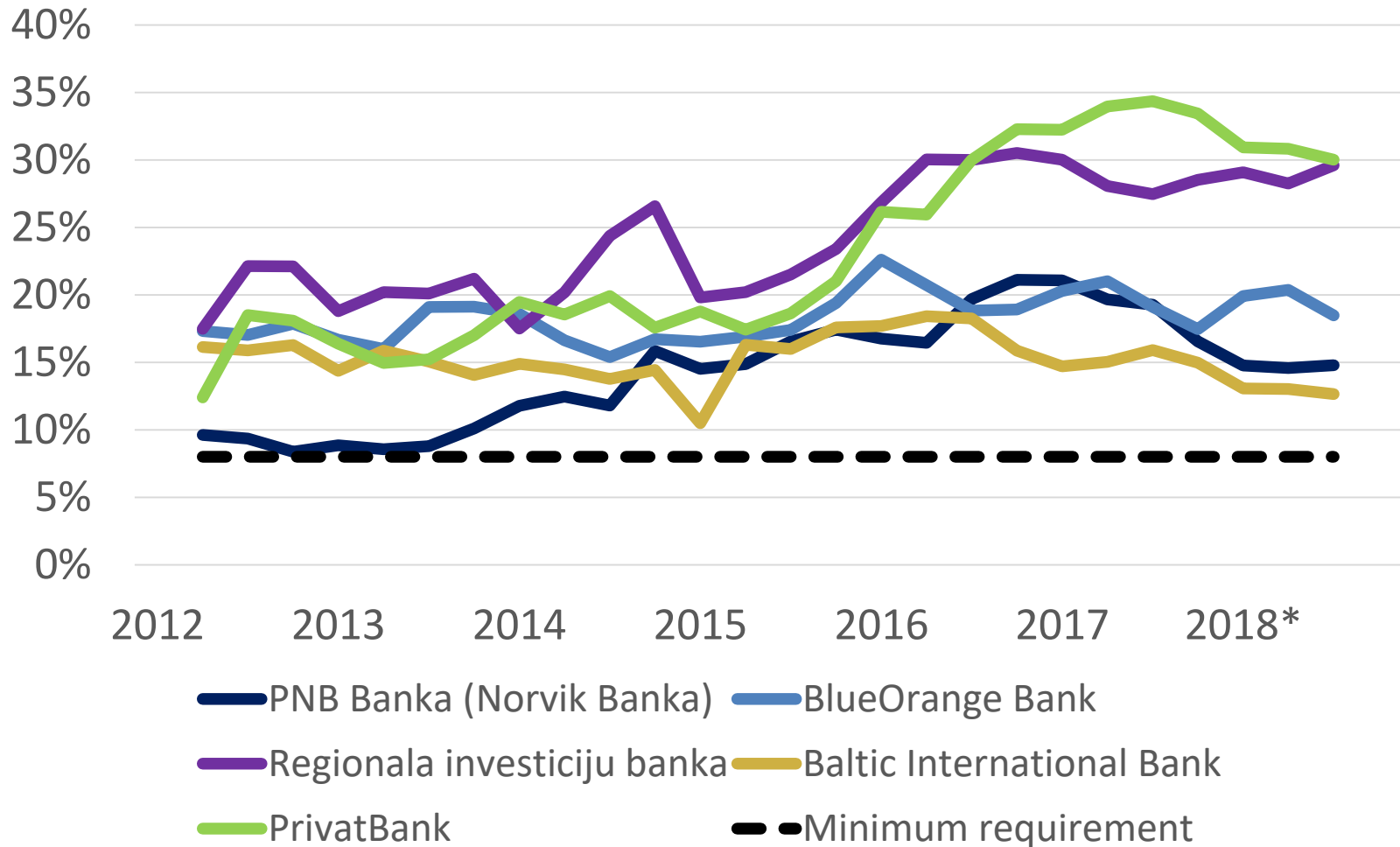
- Capital adequacy and liquidity coverage ratios are stable and meet requirements;
- Average return on equity in the banking sector of Eurozone was 3.8% in 2017 and return on assets was 0.3%.
- Eleven Latvian banks exceed average return on equity and twelve banks exceed average return on assets of banking sector in Eurozone.

Capital adequacy ratio 2012-2018* (1)



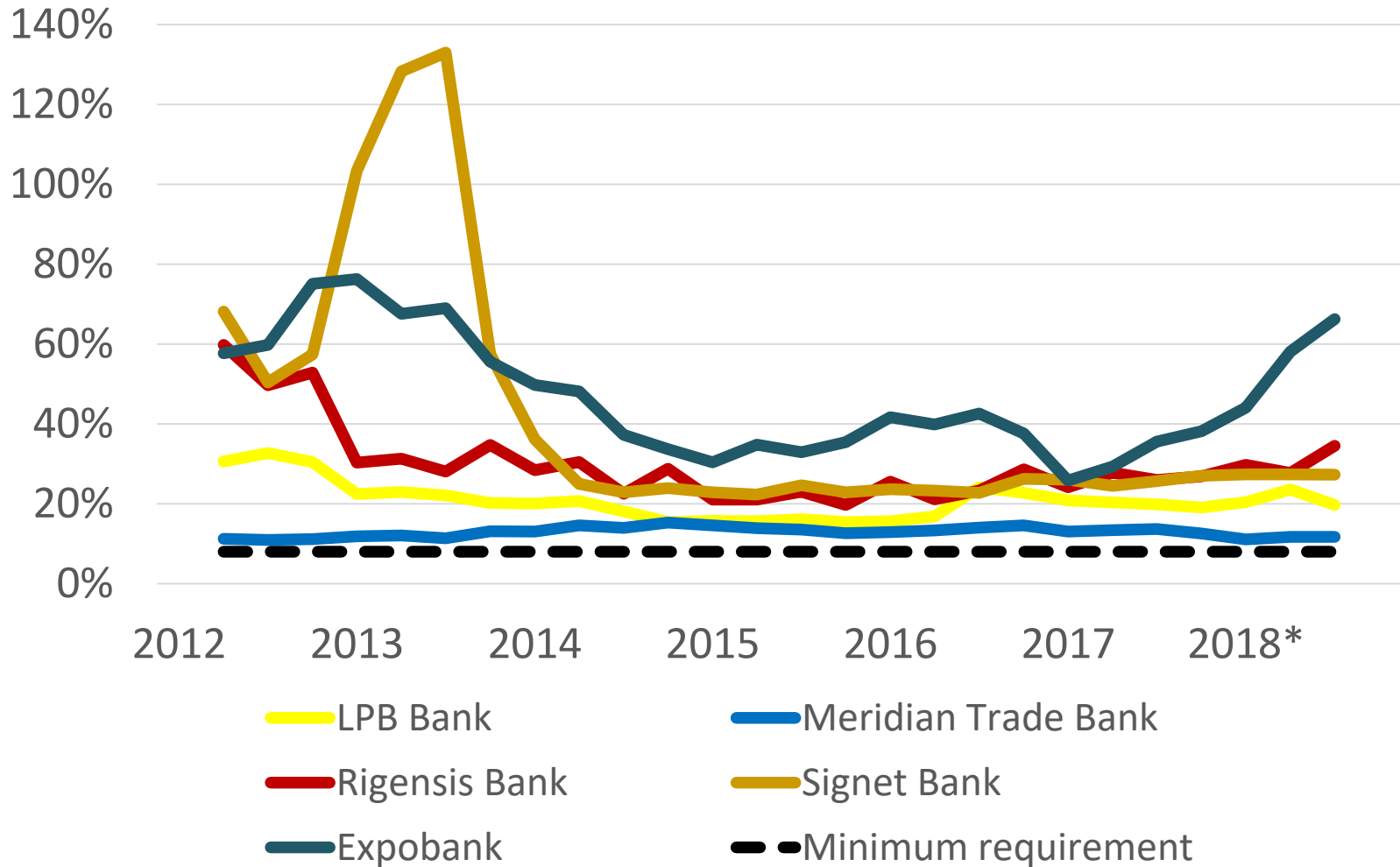
* 9 months 2018

Capital adequacy ratio 2012-2018* (2)



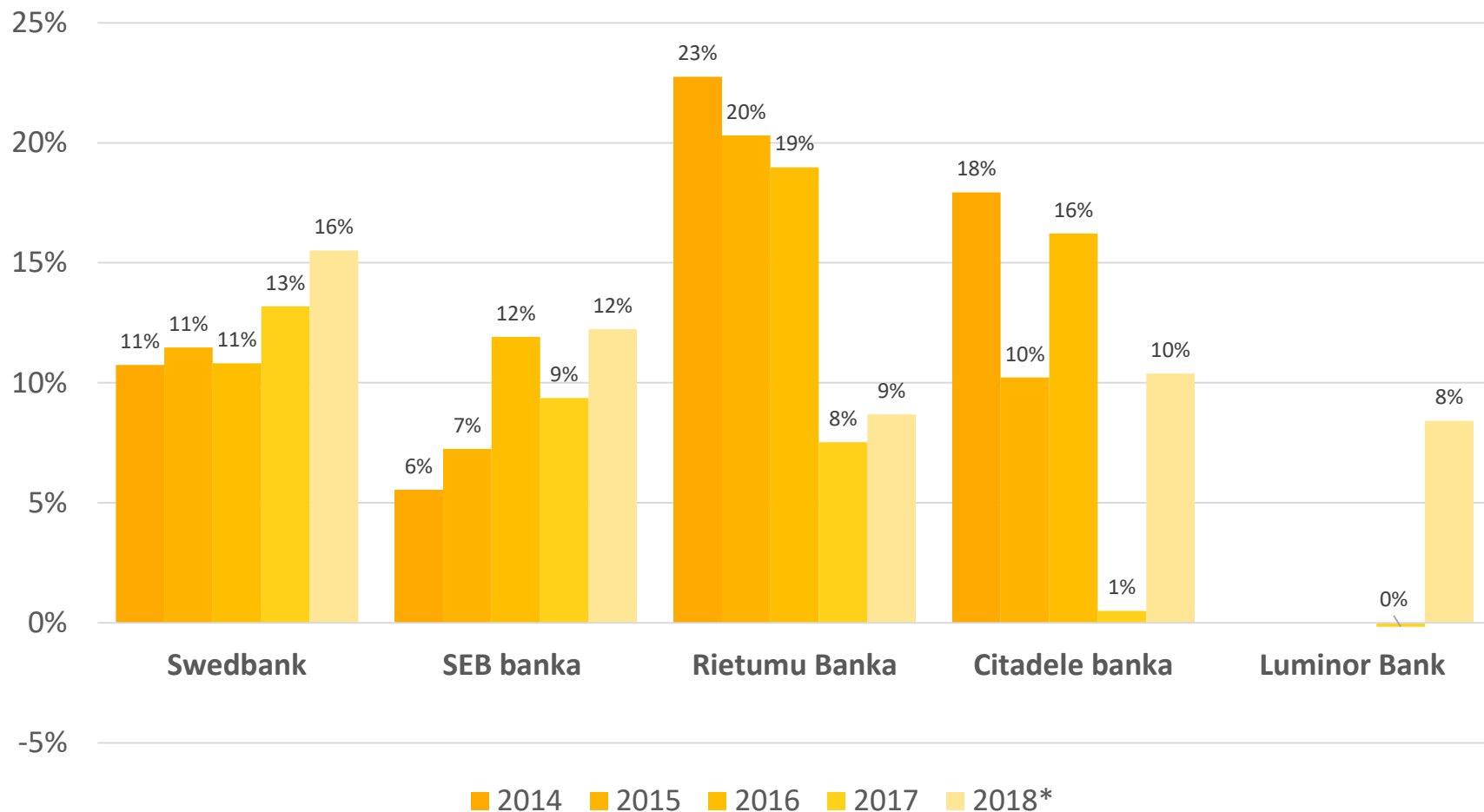
* 9 months 2018

Capital adequacy ratio 2012-2018* (3)



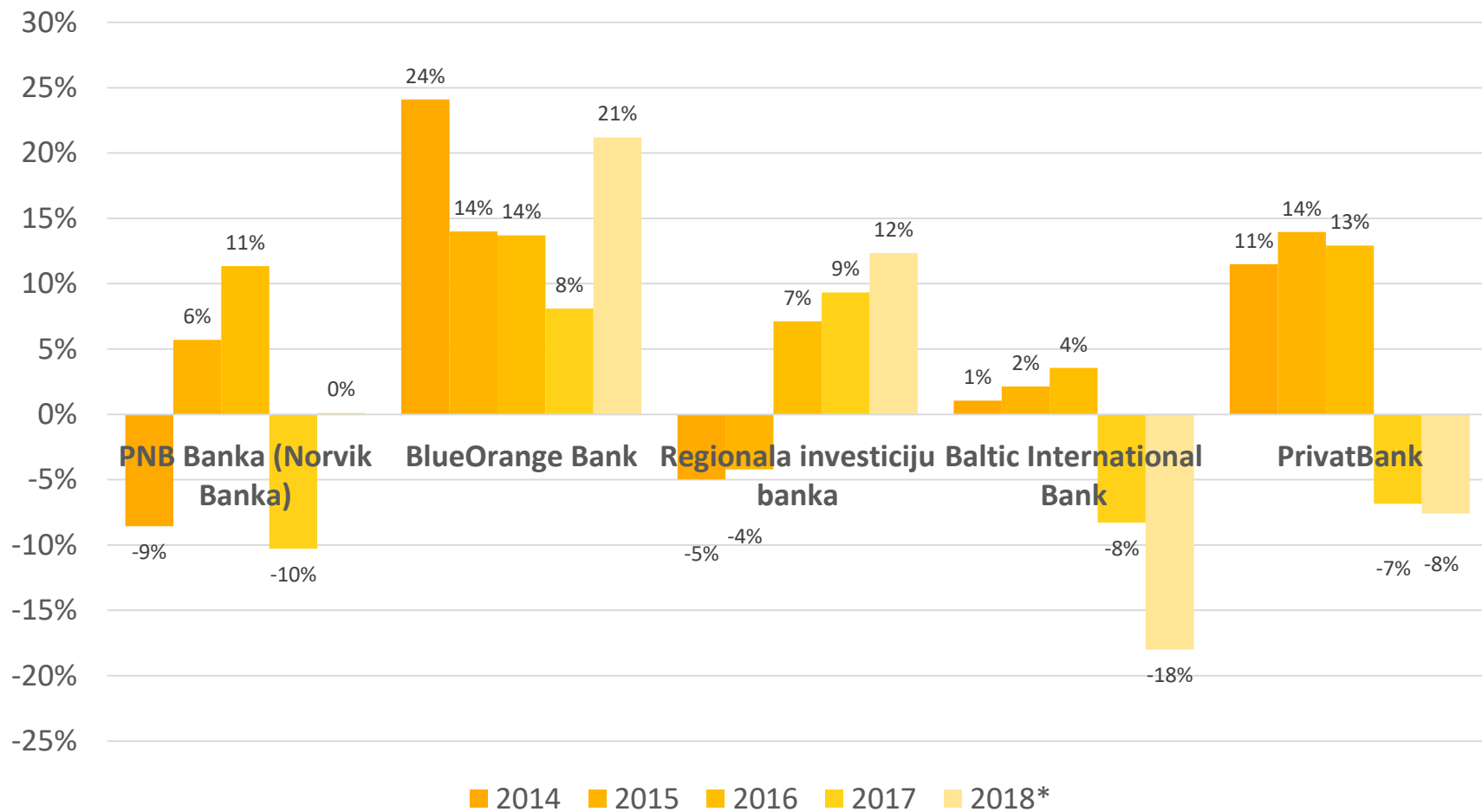
* 9 months 2018

Return on equity 2014-2018* (1)



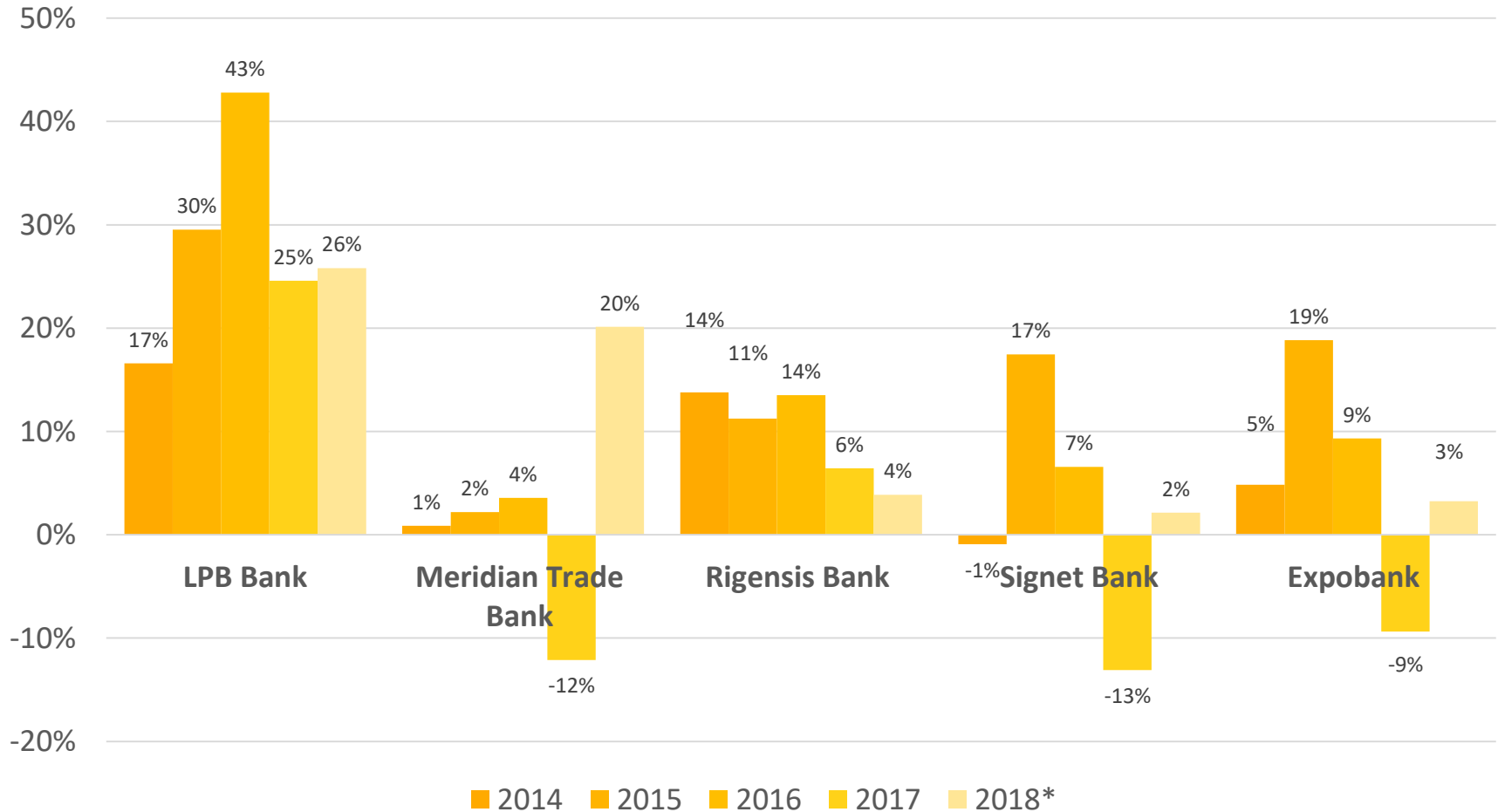
* 9 months 2018

Return on equity 2014-2018* (2)



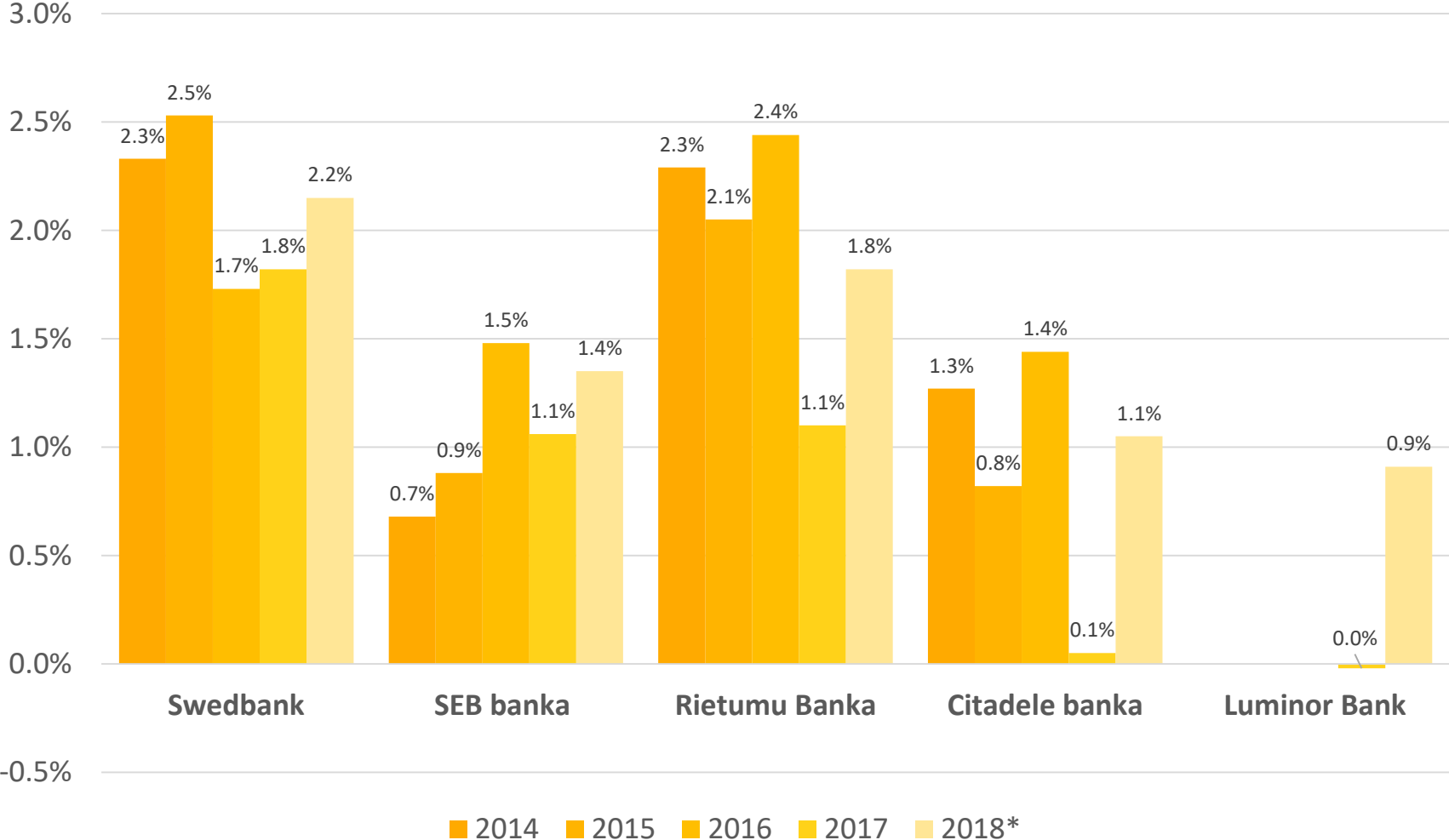
* 9 months 2018

Return on equity 2014-2018* (3)



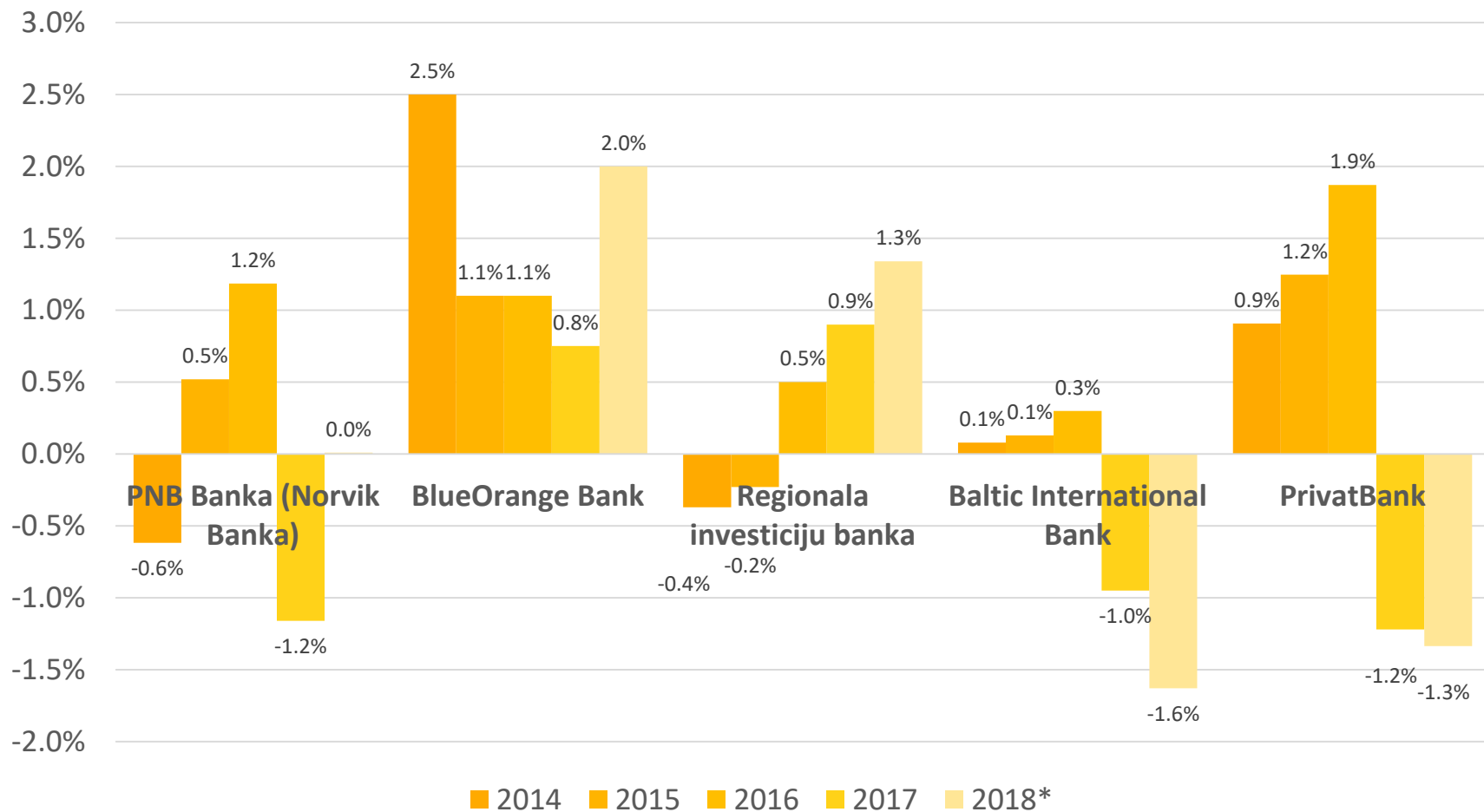
* 9 months 2018

Return on assets 2014-2018* (1)



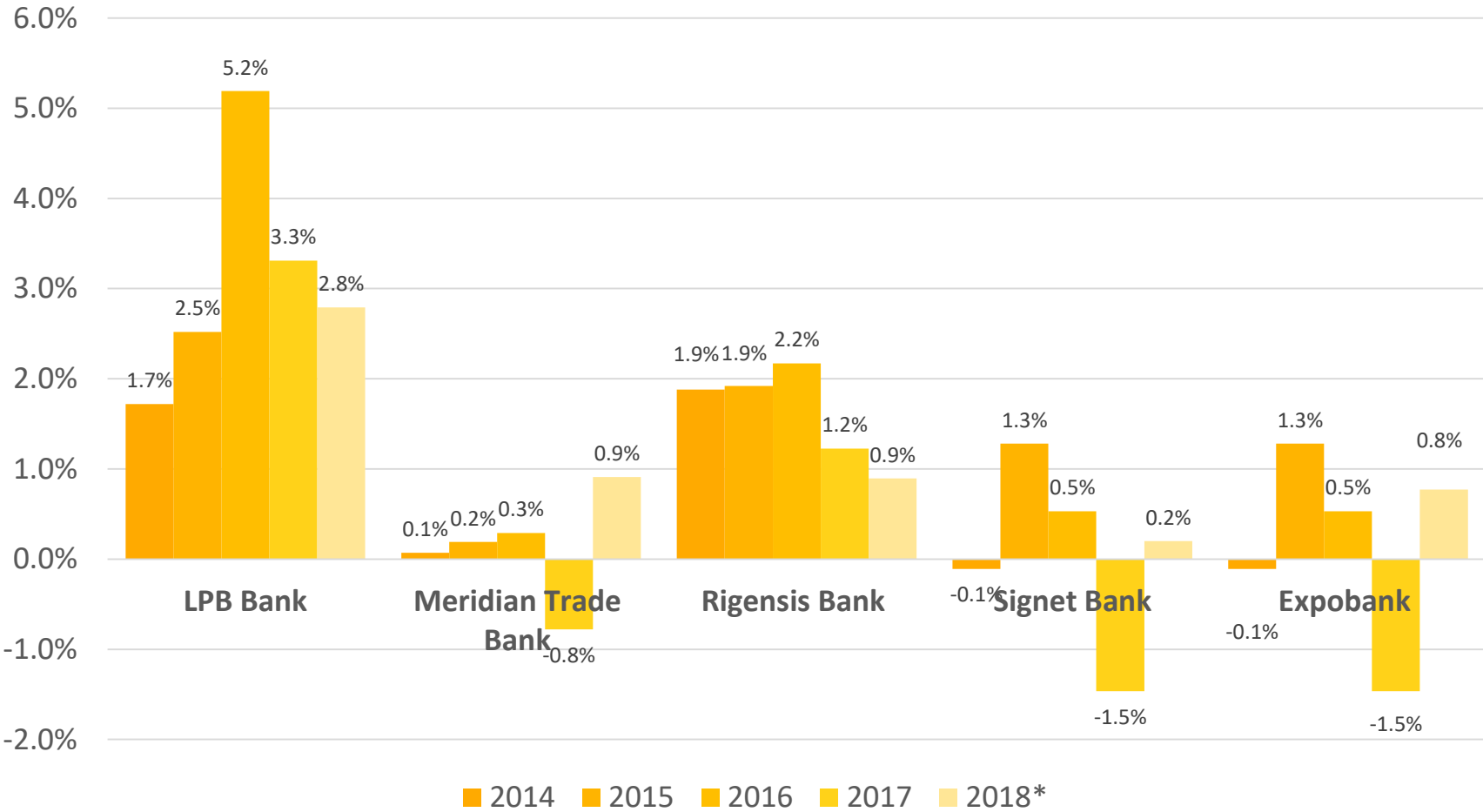
* 9 months 2018

Return on assets 2014-2018* (2)



* 9 months 2018

Return on assets 2014-2018* (3)



* 9 months 2018

METHODOLOGY

- Data source: information from commercial banks, non-audited data;
- Capital of foreign branches is not separated and related ratios are not calculated;
- Profit of foreign branches is not reported;
- Data of Scania Finans Aktiebolag Latvia Branch and Svenska Handelsbanken AB Latvia Branch is not available;
- Altum data available from the 2nd quarter 2018;
- Banking licence of ABLV Bank was cancelled on July 11, 2018; it influenced total banking sector results in the 3rd quarter 2018.

THANK YOU FOR YOUR ATTENTION!

 Doma laukumā 8A, Rīgā, LV-1050

 +371 67284528

 info@financelatvia.eu

 www.financelatvia.eu