

OPERATING RESULTS OF LATVIAN COMMERCIAL BANKS

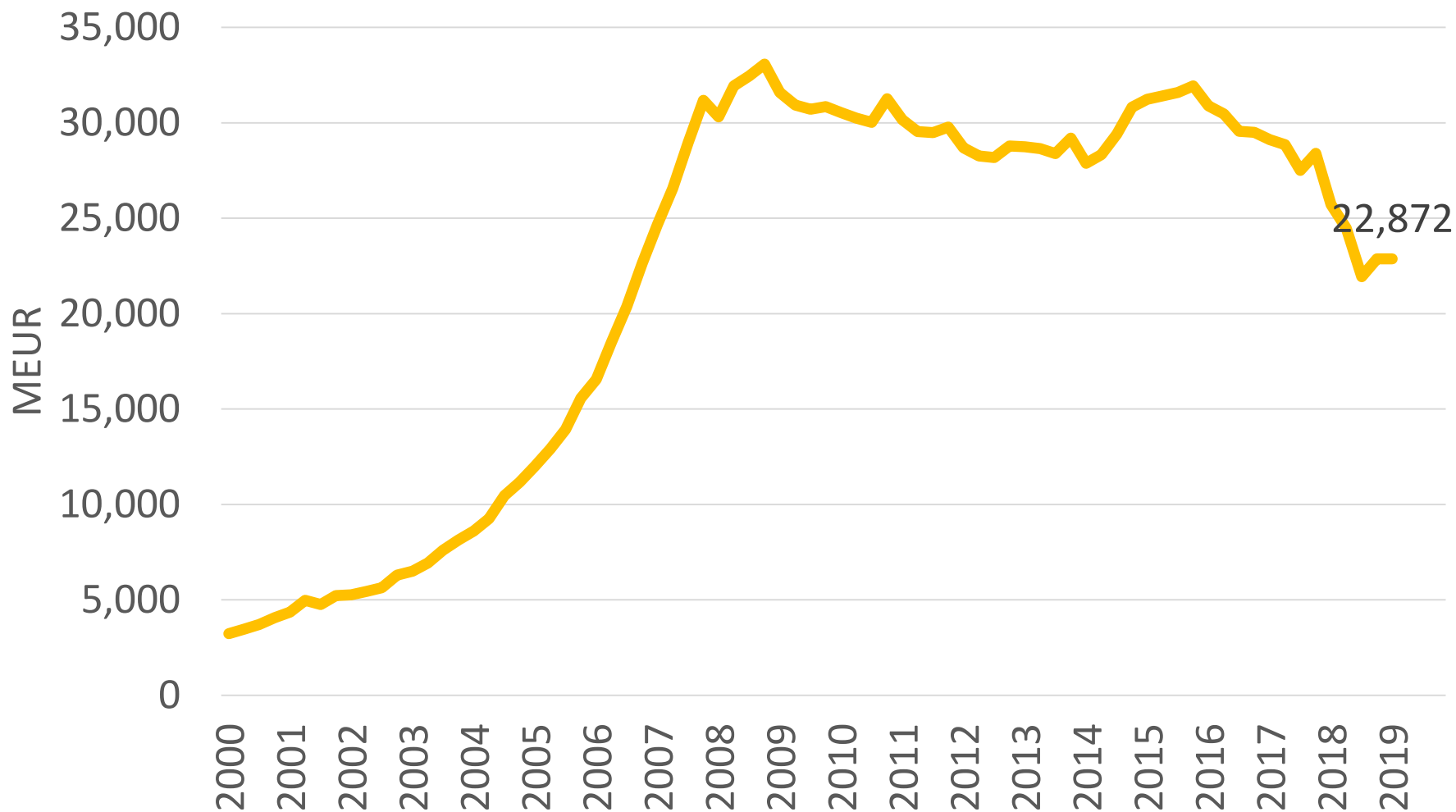
1st quarter 2019

CONTENTS

1. Gross assets
2. Capital
3. Profit
4. Issued loans
5. Deposits
6. Assets under management and administration
7. Financial ratios

1. GROSS ASSETS

Gross assets of Latvian banking sector 2000-2019*



* 1st quarter 2019

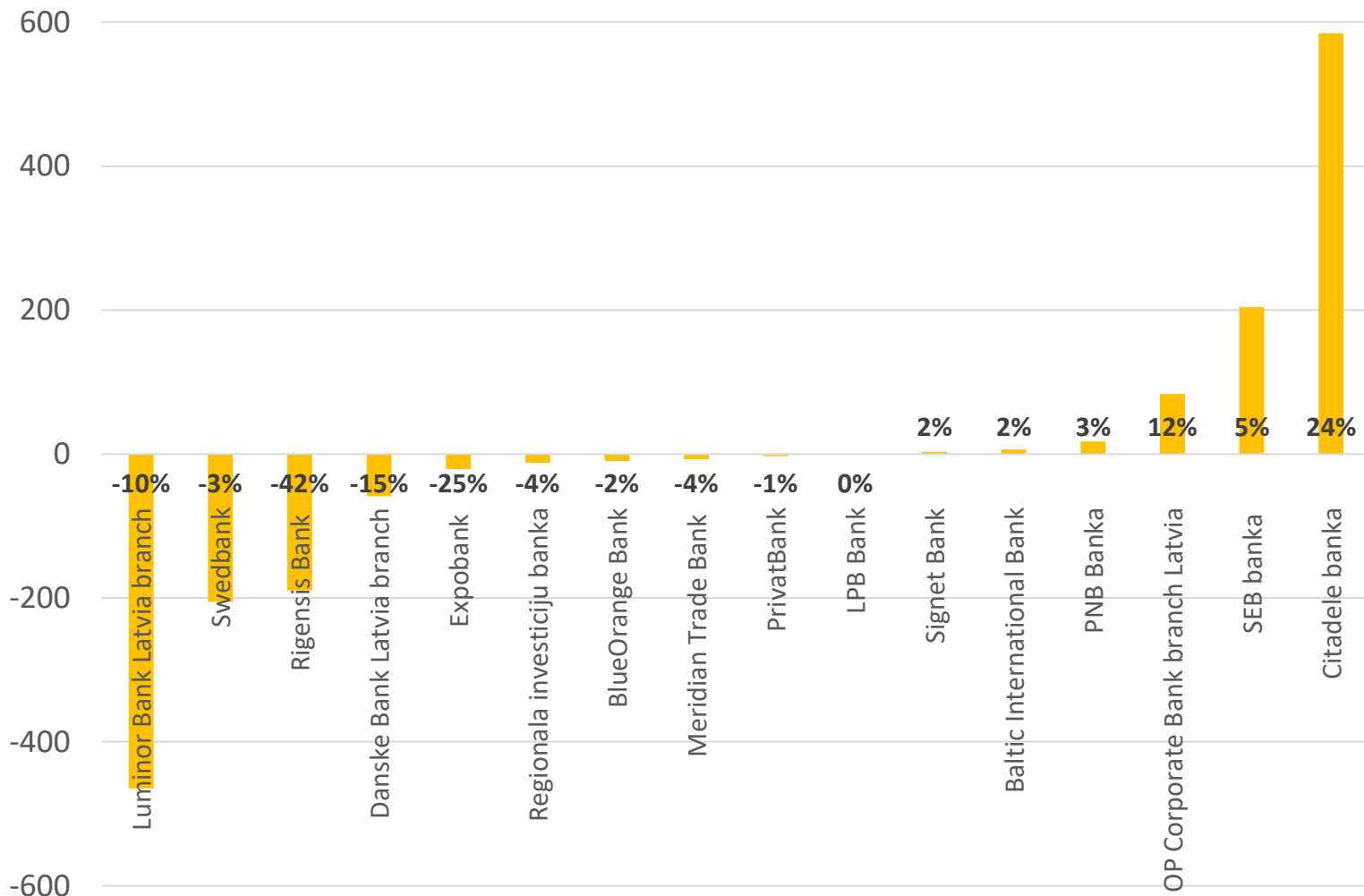
Gross assets of Latvian banking sector

- Total gross assets of Latvian commercial banks were EUR 22.9 billion as of March 31,2019;
- The value of assets has not changed in the 1st quarter 2019;
- Total gross assets decreased by -11% or -2.8 billion EUR in the last 12 months period;
- Total assets' value decreased due to banks' strategic changes, change of business models and optimization of capital expenses and cancellation of ABLV Bank's licence.

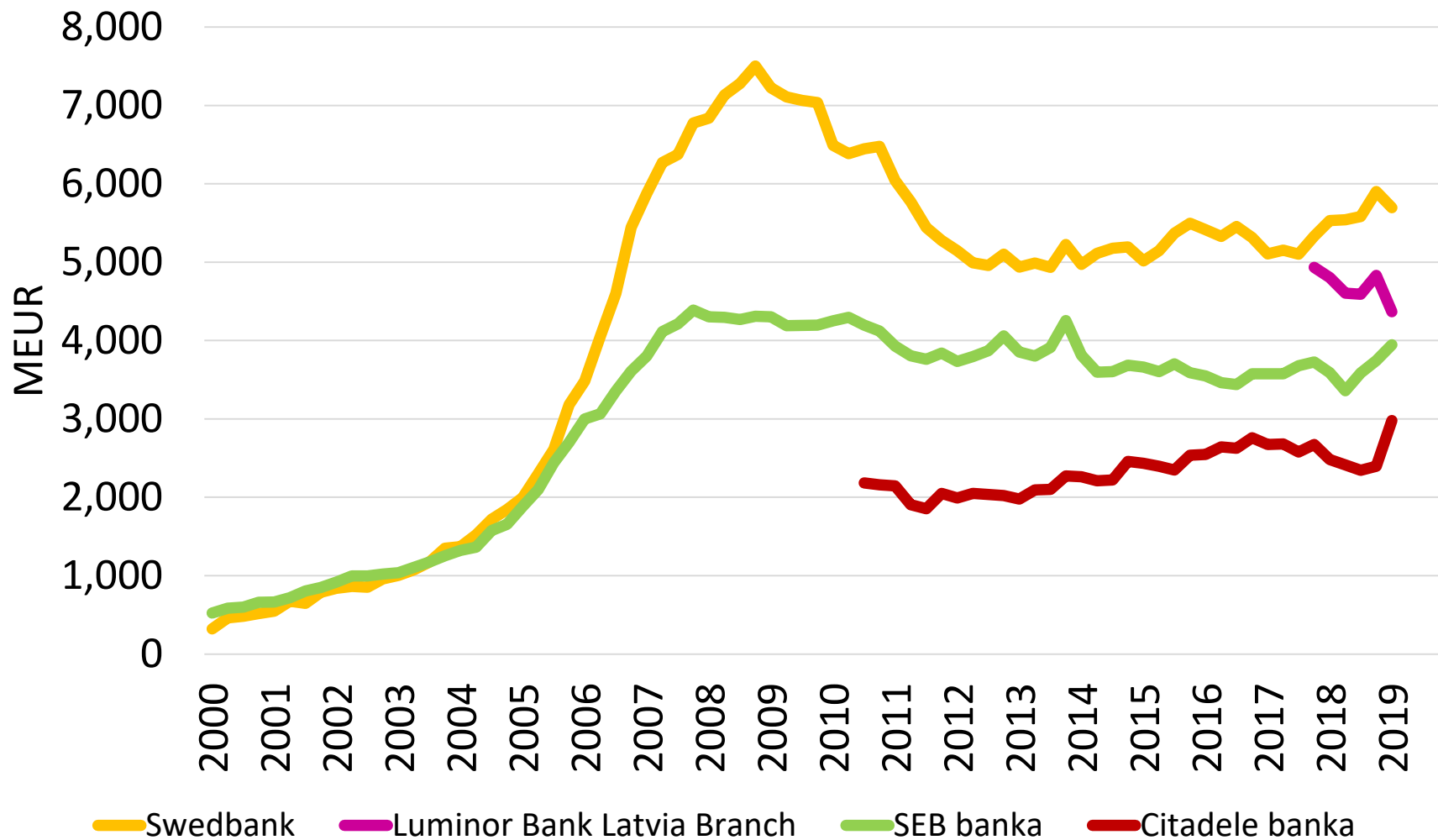
Gross assets as of 31.03.2019., MEUR

Name	Value	Change in 2019	
Swedbank	5,694.3	-205.5	-3.5%
Luminor Bank Latvia branch	4,367.9	-464.5	-9.6%
SEB banka	3,947.7	203.8	5.4%
Citadele banka	2,980.1	584.5	24.4%
OP Corporate Bank branch Latvia	765.1	83.3	12.2%
PNB Banka	636.8	17.2	2.8%
BlueOrange Bank	506.8	-9.9	-1.9%
Danske Bank Latvia branch	321.5	-58.7	-15.4%
Baltic International Bank	307.9	6.2	2.1%
Regionala investiciju banka	293.1	-12.2	-4.0%
Rigensis Bank	266.2	-189.5	-41.6%
PrivatBank	230.3	-2.9	-1.2%
Meridian Trade Bank	204.3	-7.5	-3.5%
LPB Bank	197.8	-0.3	-0.1%
Signet Bank	146.3	3.2	2.2%
Expobank	61.4	-20.8	-25.3%
Total banking industry	22,871.8	1.1	0.0%
Altum	530.5	-11.2	-2.1%

Change of gross assets 31.03.2019. vs 31.12.2018., MEUR

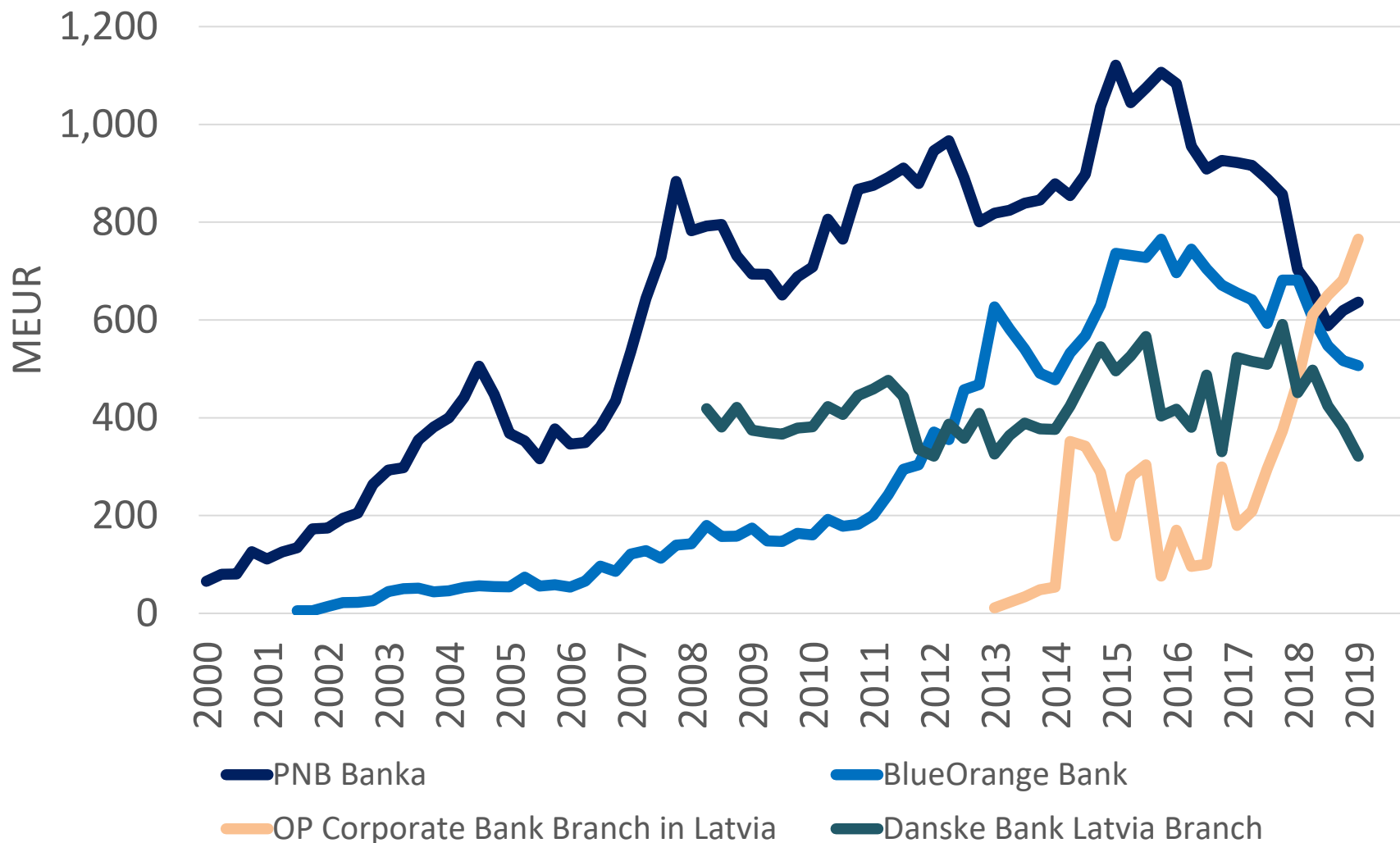


Banks' gross assets 2000-2019* (1)



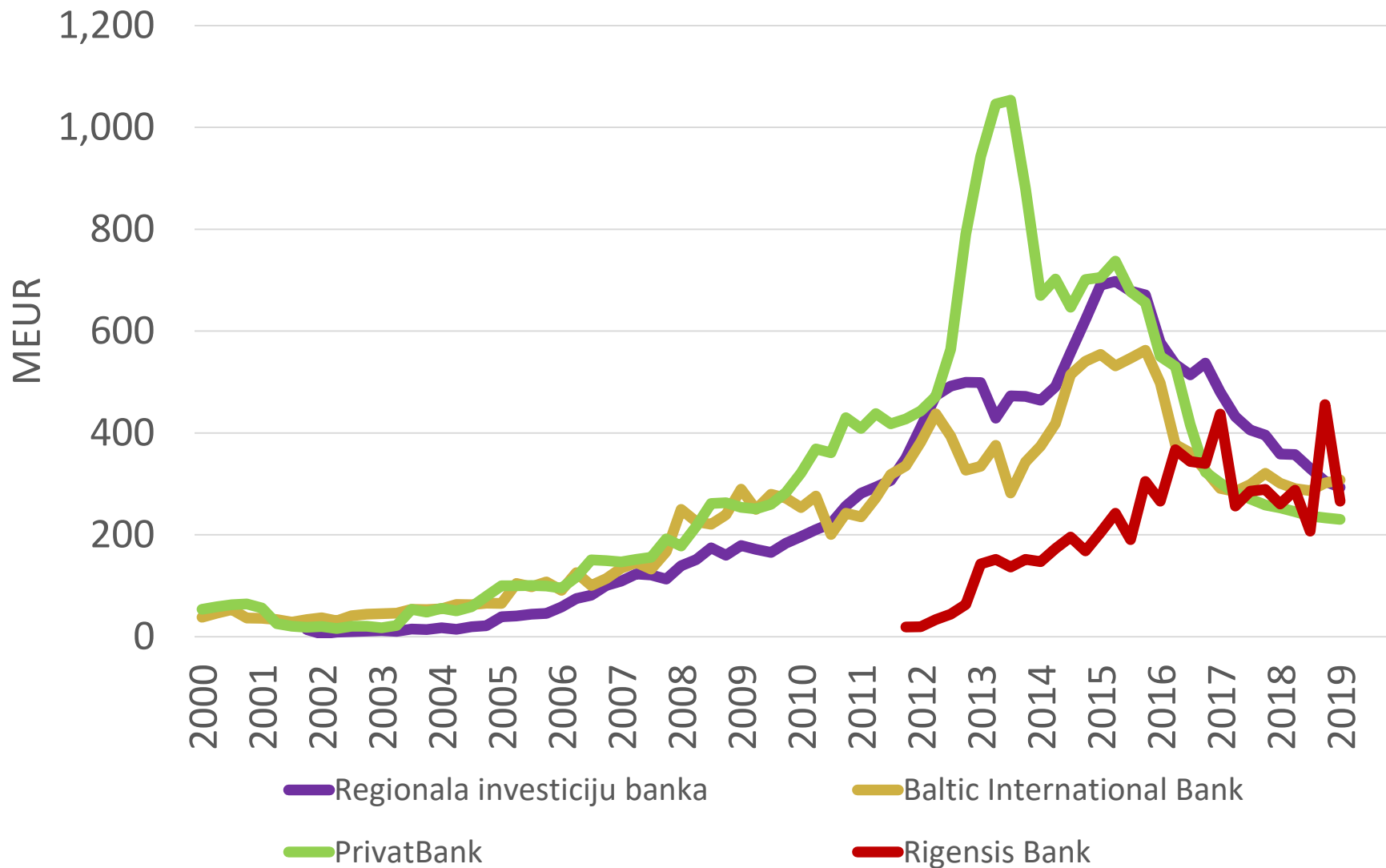
* 1st quarter 2019

Banks' gross assets 2000-2019* (2)



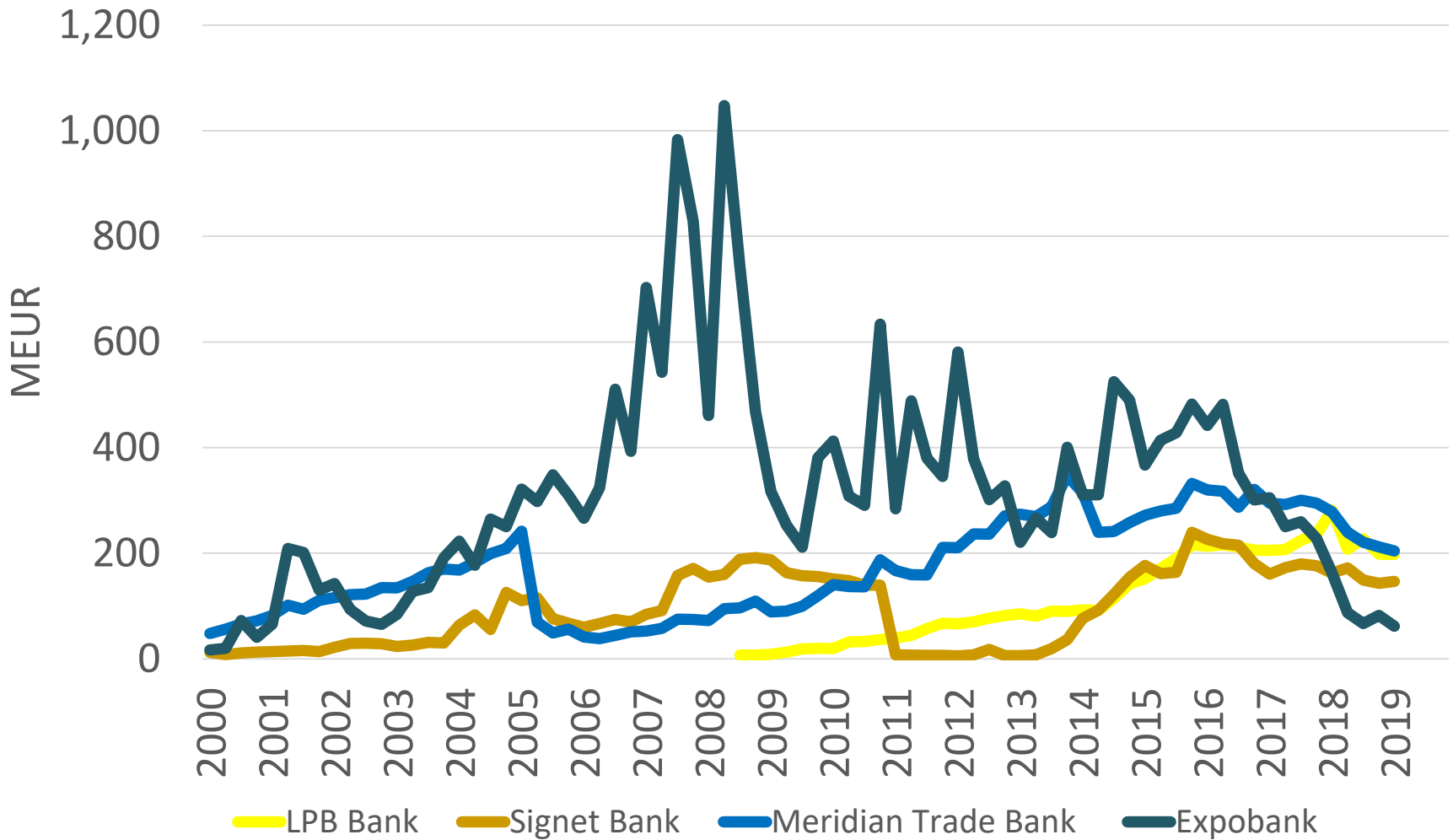
* 1st quarter 2019

Banks' gross assets 2000-2019* (3)



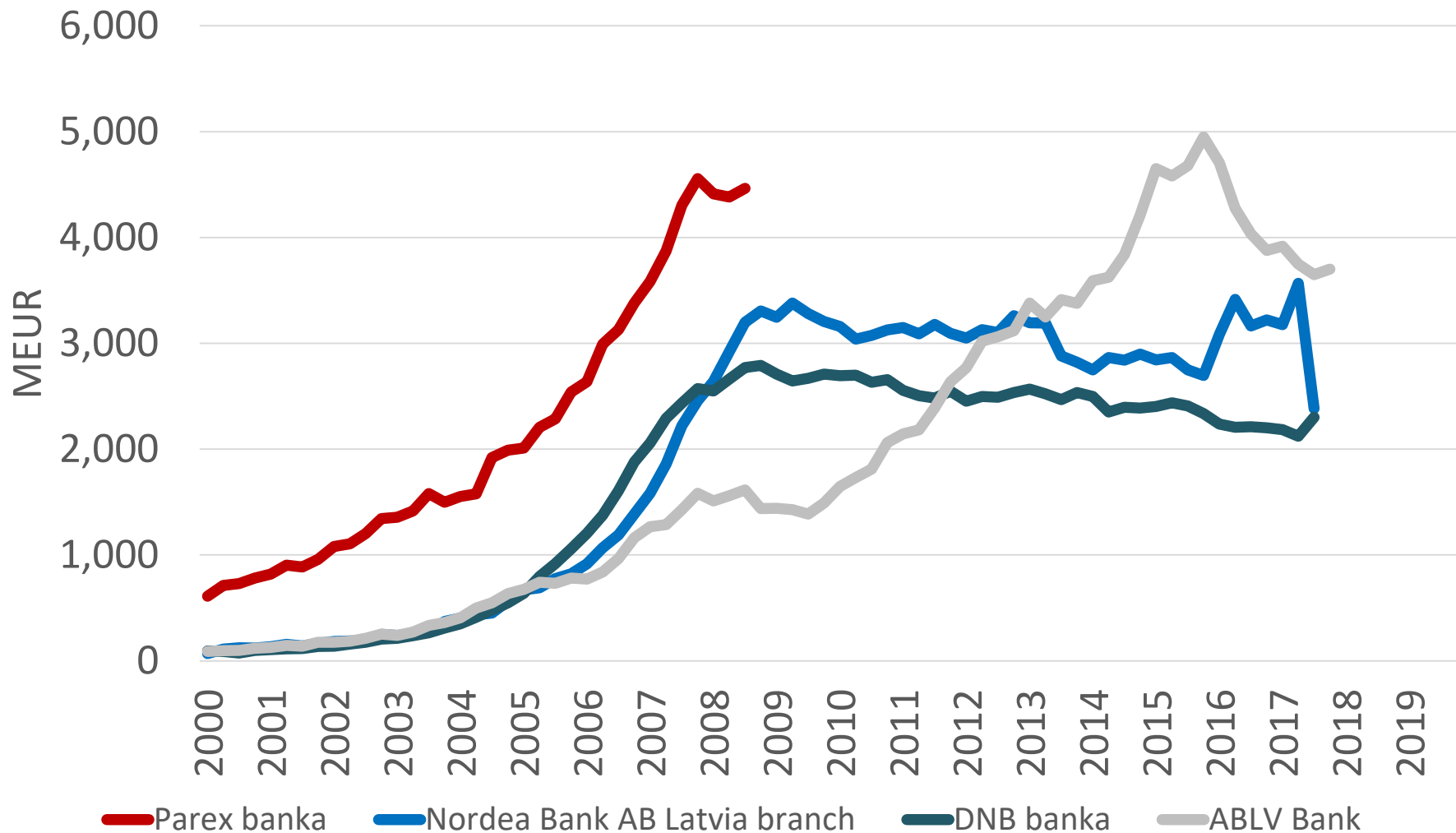
* 1st quarter 2019

Banks' gross assets 2000-2019* (4)



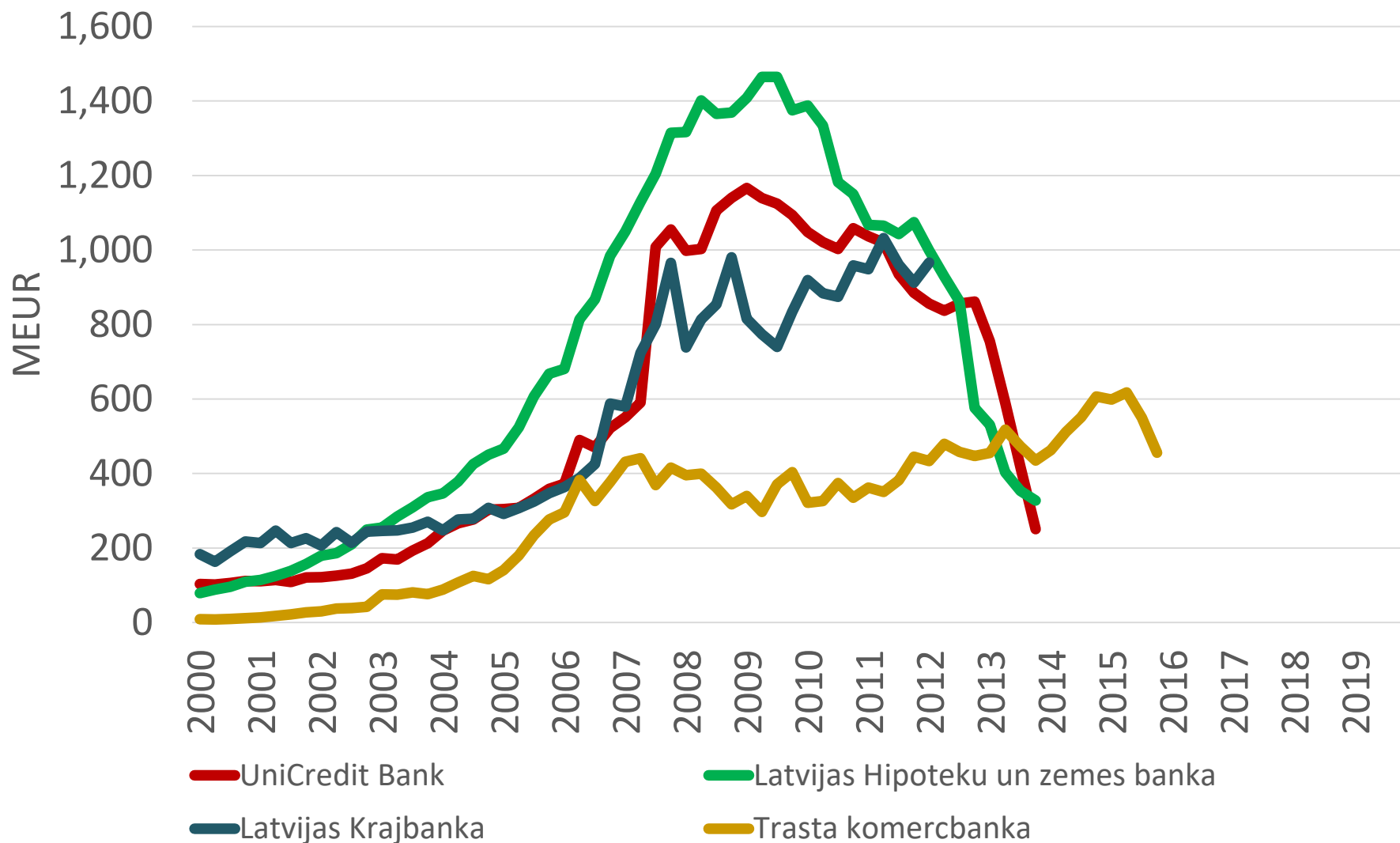
* 1st quarter 2019

Historic: banks' gross assets 2000-2019* (1)



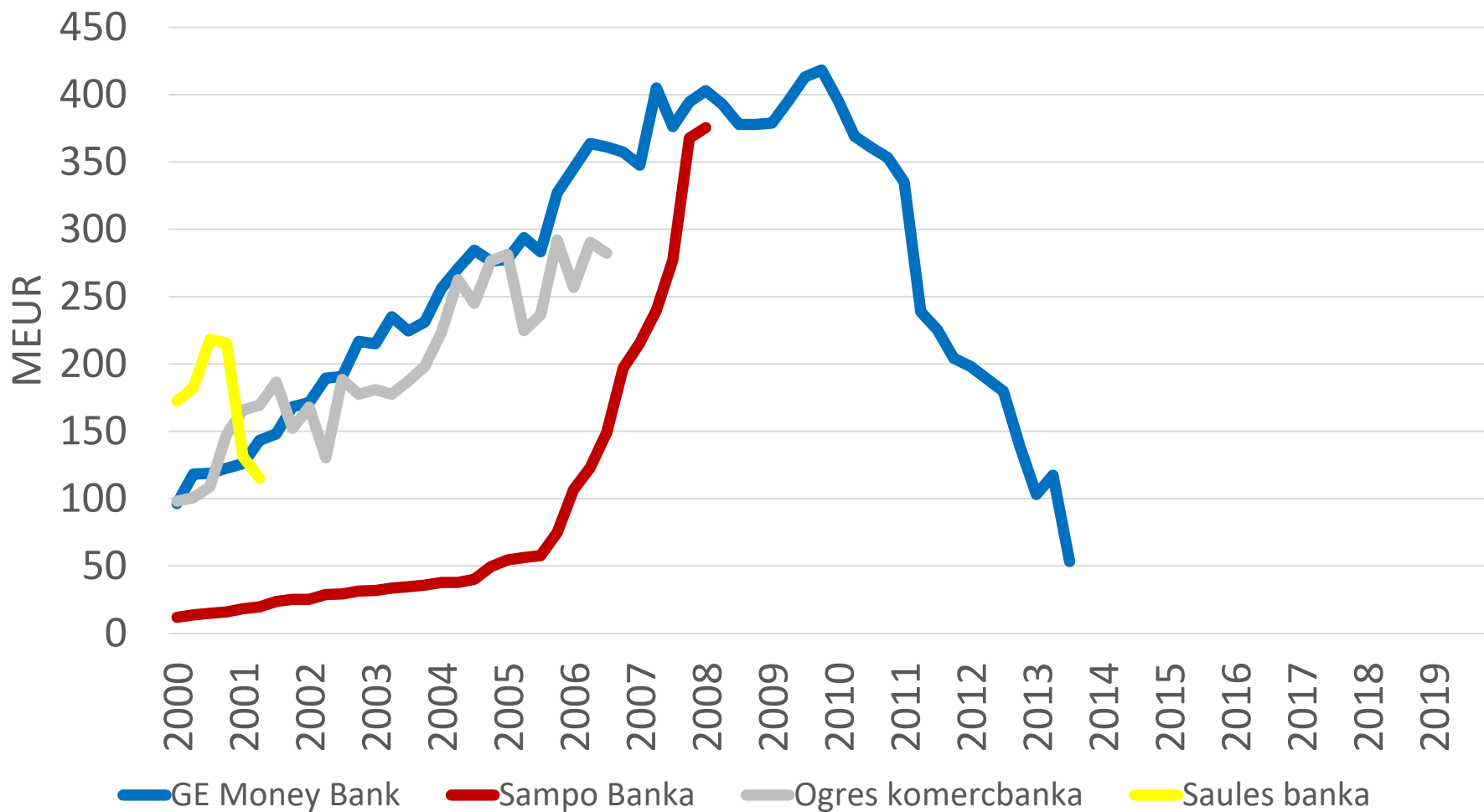
* 1st quarter 2019

Historic: banks' gross assets 2000-2019* (2)



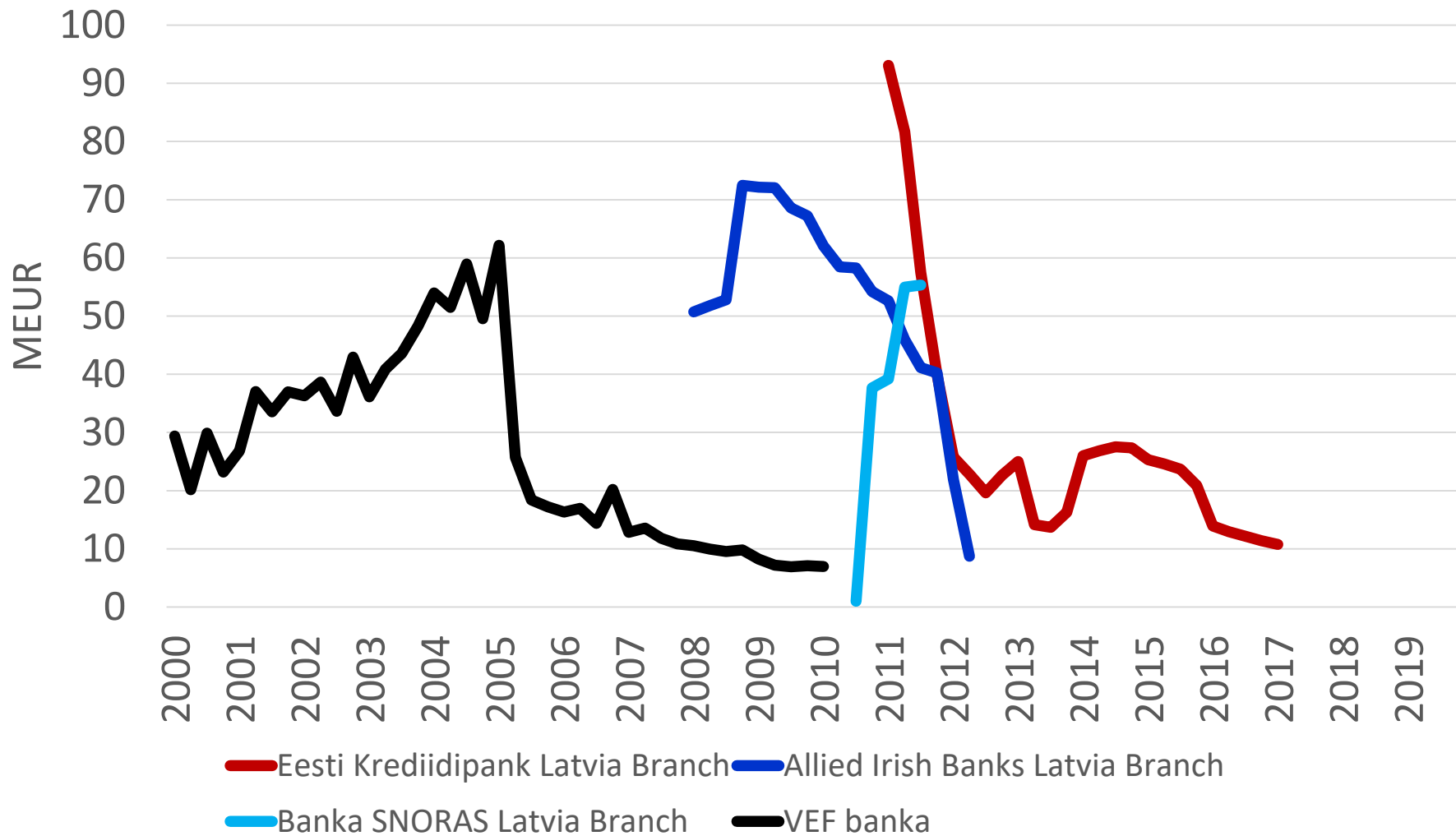
* 1st quarter 2019

Historic: banks' gross assets 2000-2019* (3)



* 1st quarter 2019

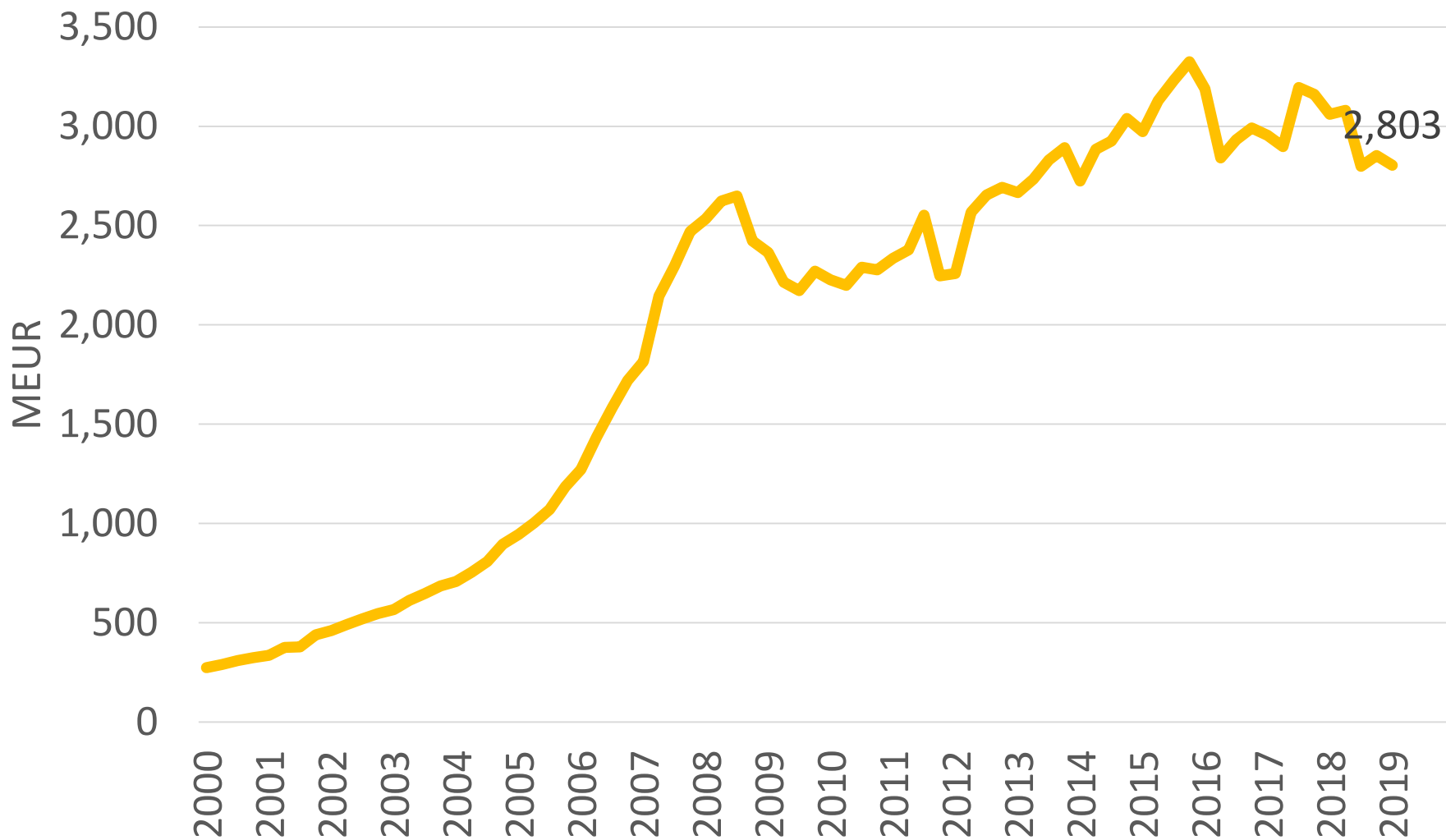
Historic: banks' gross assets 2000-2019* (4)



* 1st quarter 2019

2. CAPITAL

Capital of Latvian banking sector 2000-2019*



* 1st quarter 2019

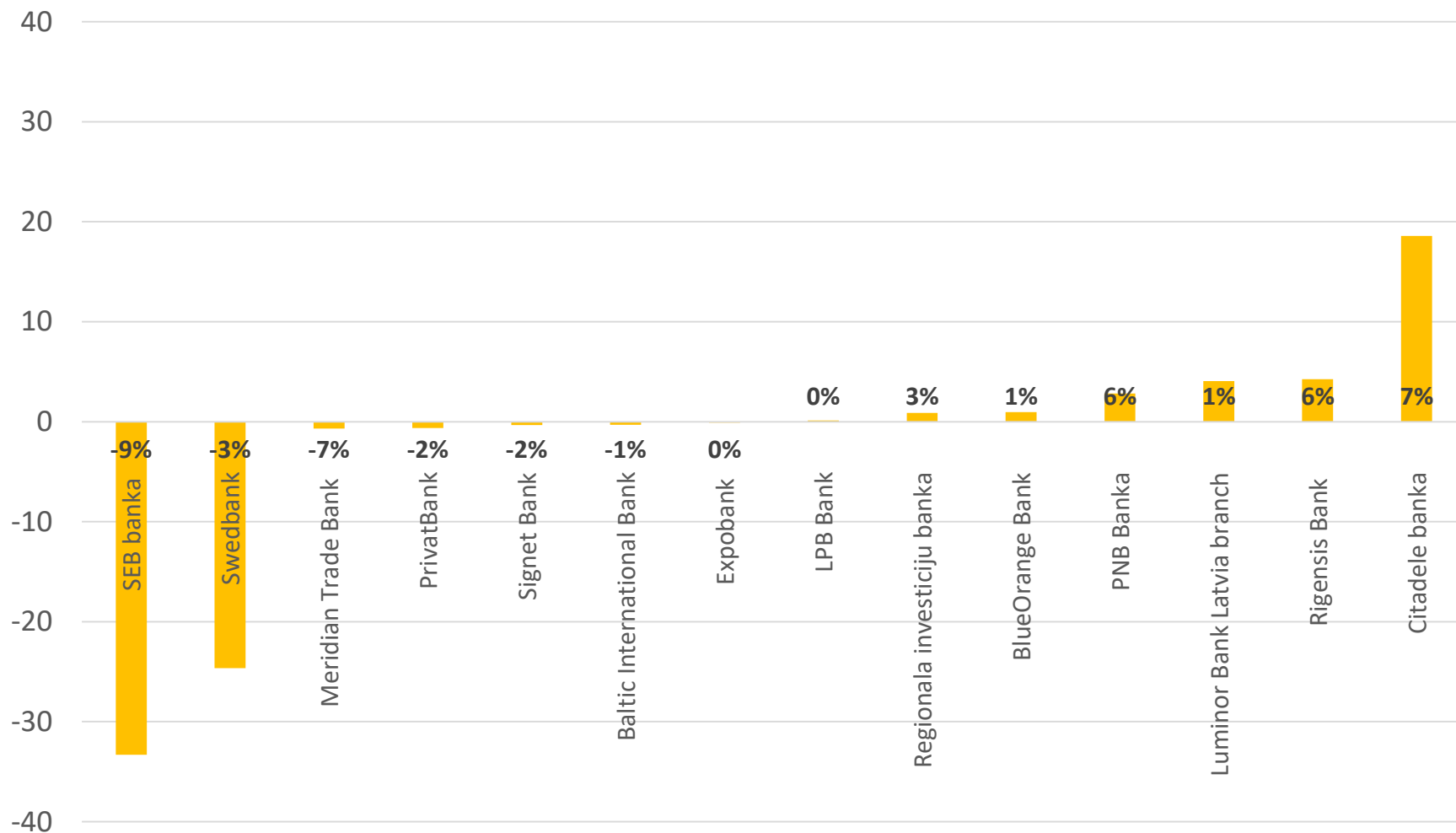
Capital of Latvian banking sector

- Total capital of the Latvian banking sector was EUR 2.8 billion as of March 31, 2019;
- Total capital decreased by -2% or EUR -0.05 billion in the 1st quarter 2019;
- The largest capital value was reached in 2015, it was EUR 3.3 billion. Since then total capital has decreased by EUR -0.5 billion or -16%.
- Total capital decreased due to optimization of capital expenses and cancellation of ABLV Bank's licence.

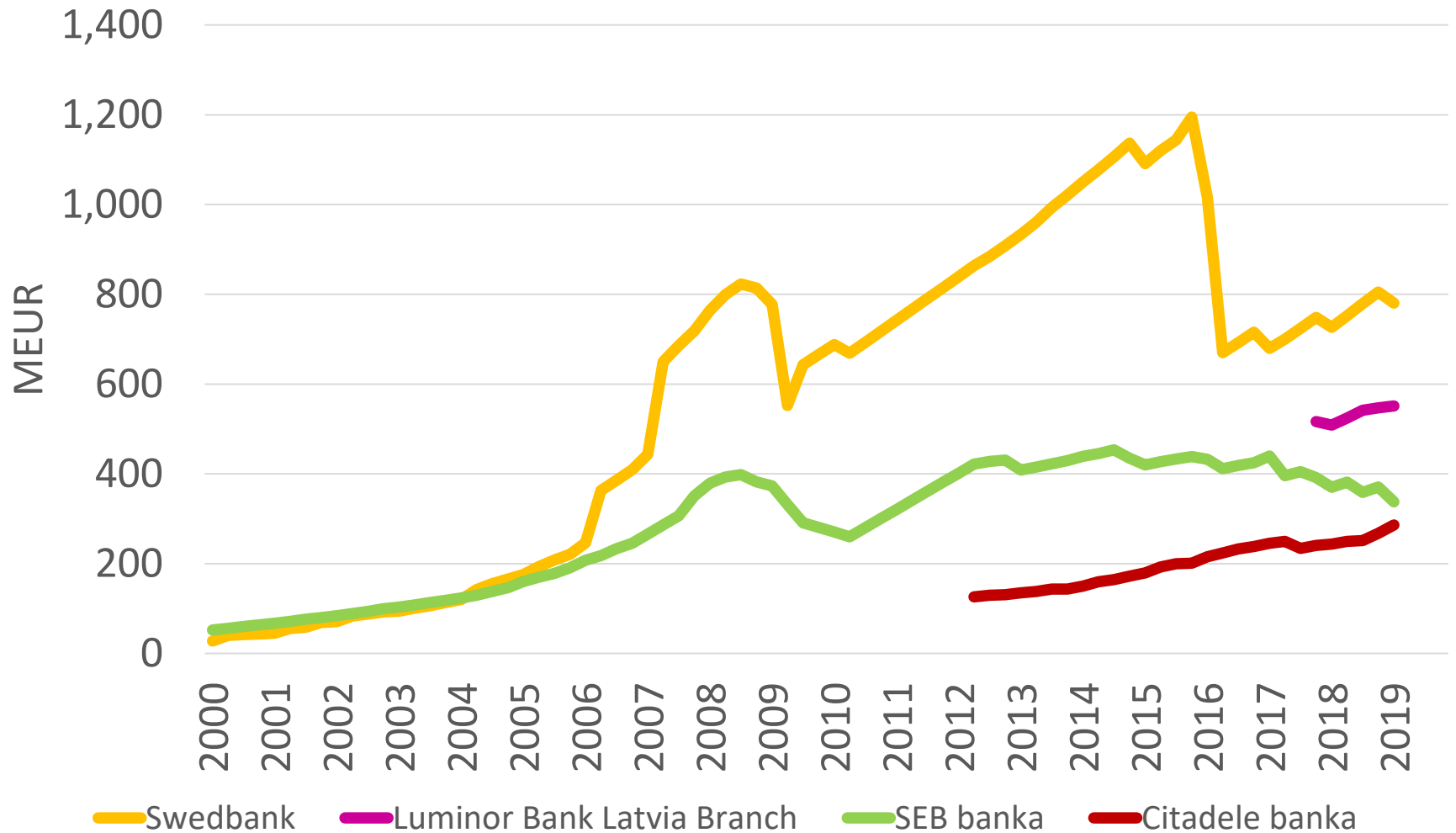
Banks' capital as of 31.03.2019, MEUR

Name	Value	Change in 2019	
Swedbank	780.5	-24.6	-3.1%
Luminor Bank Latvia branch	551.5	4.1	0.7%
SEB banka	337.7	-33.3	-9.0%
Citadele banka	286.0	18.6	6.9%
Rigensis Bank	70.1	4.2	6.4%
BlueOrange Bank	66.9	1.0	1.5%
PNB Banka	52.0	2.8	5.8%
PrivatBank	39.3	-0.6	-1.6%
Expobank	36.8	-0.1	-0.3%
Regionala investiciju banka	33.7	0.9	2.7%
LPB Bank	30.6	0.1	0.4%
Baltic International Bank	24.5	-0.3	-1.3%
Signet Bank	15.8	-0.3	-2.1%
Meridian Trade Bank	9.6	-0.7	-6.8%
Danske Bank Latvia branch	n/a		
OP Corporate Bank branch Latvia	n/a		
Total banking industry	2,803.1	-49.1	-1.7%
Altum	223.6	1.9	0.9%

Change of capital 31.03.2019 vs 31.12.2018, MEUR

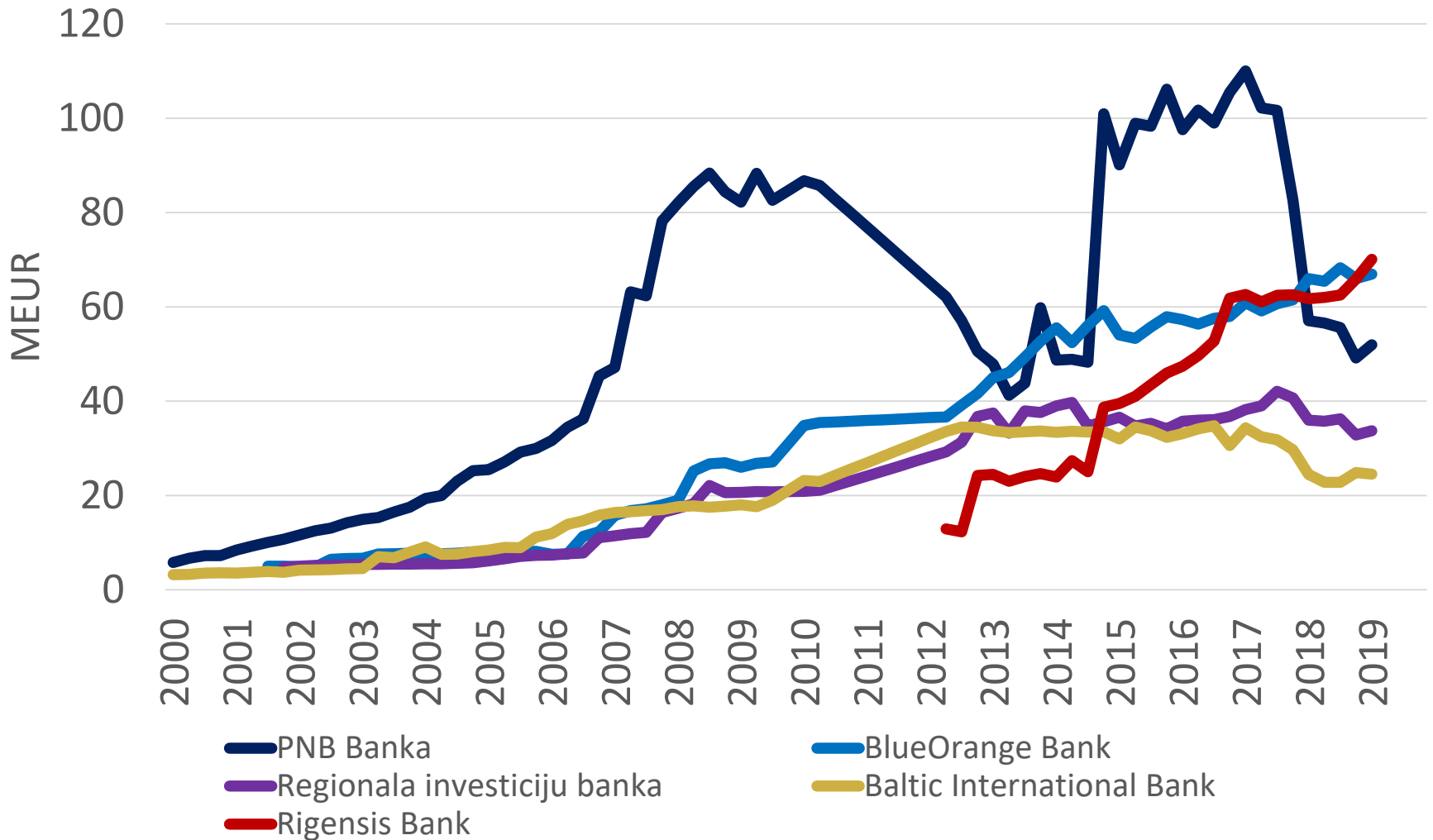


Banks' capital 2000-2019* (1)



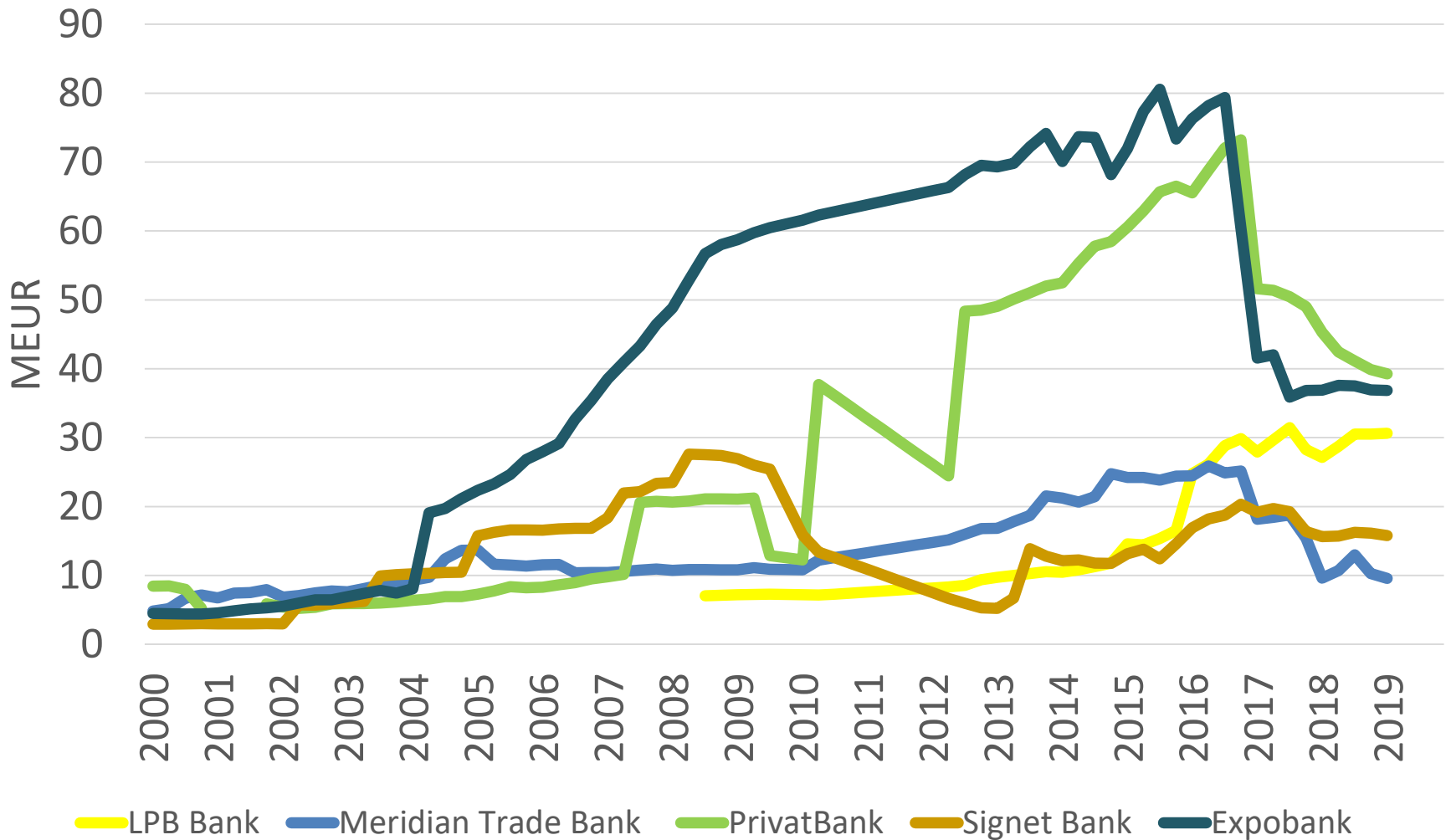
* 1st quarter 2019

Banks' capital 2000-2019* (2)



* 1st quarter 2019

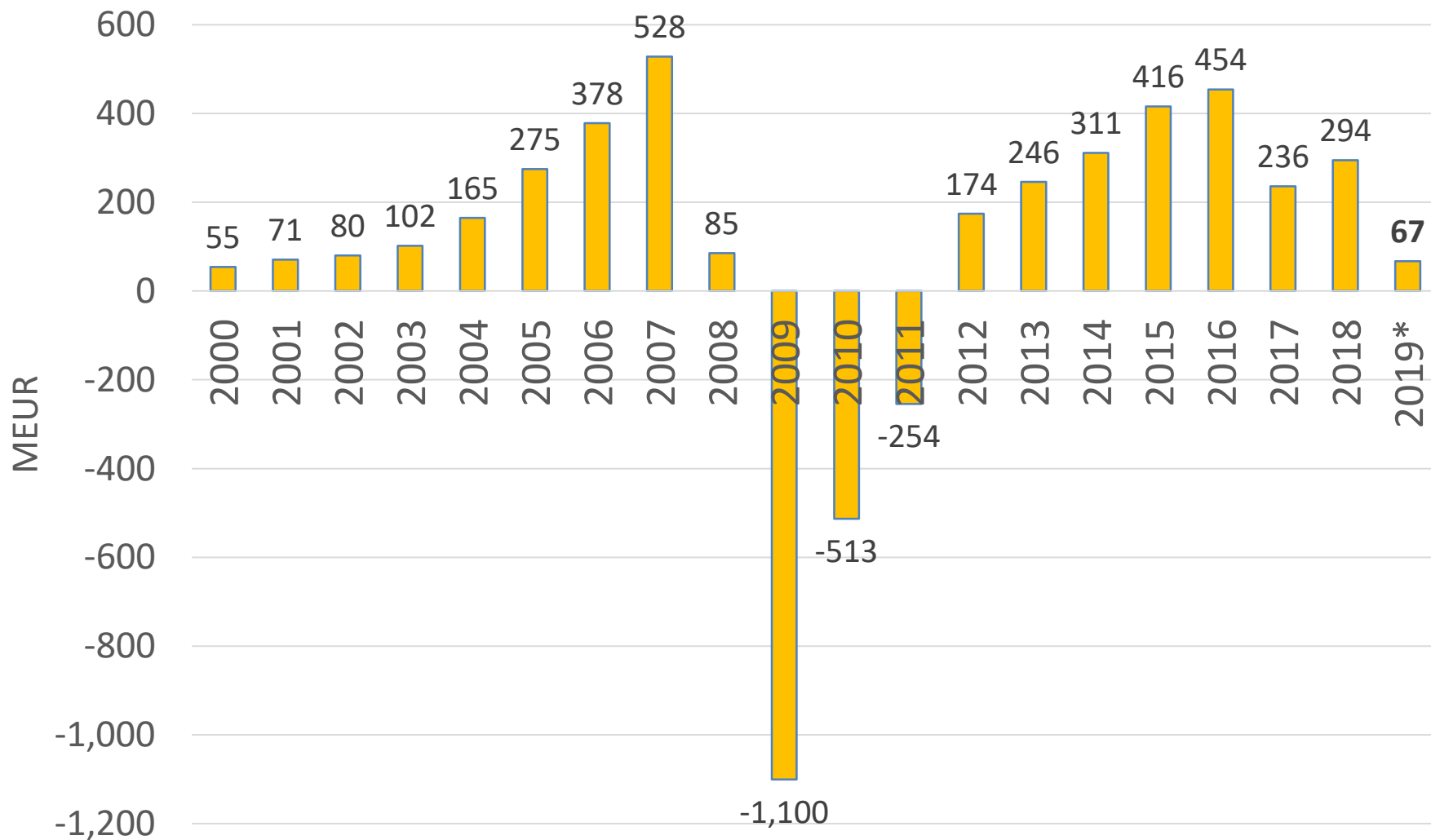
Banks' capital 2000-2019* (3)



* 1st quarter 2019

3. PROFIT

Profit of Latvian banking sector 2000-2019*



* 1st quarter 2019

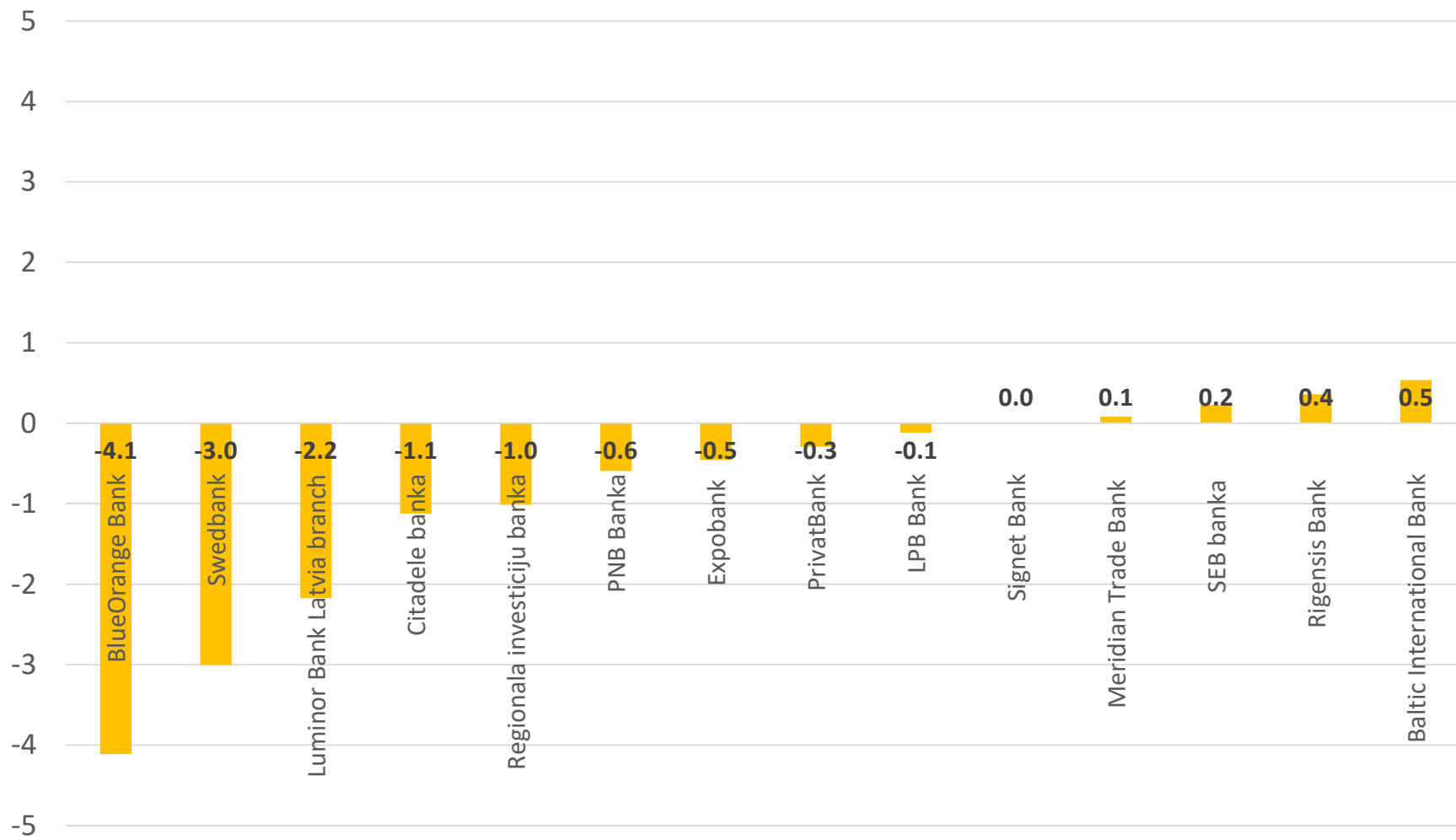
Profit of Latvian banking sector

- Total profit of commercial banks in Latvia was EUR 67 million in the 1st quarter 2019;
- It was by EUR 24 million or 26% smaller compared to the result of the 1st quarter 2018;
- Latvian banking sector is profitable since 2012;
- Accumulated profit of Latvian banking sector is EUR 416 million since 2008 (economic crisis).

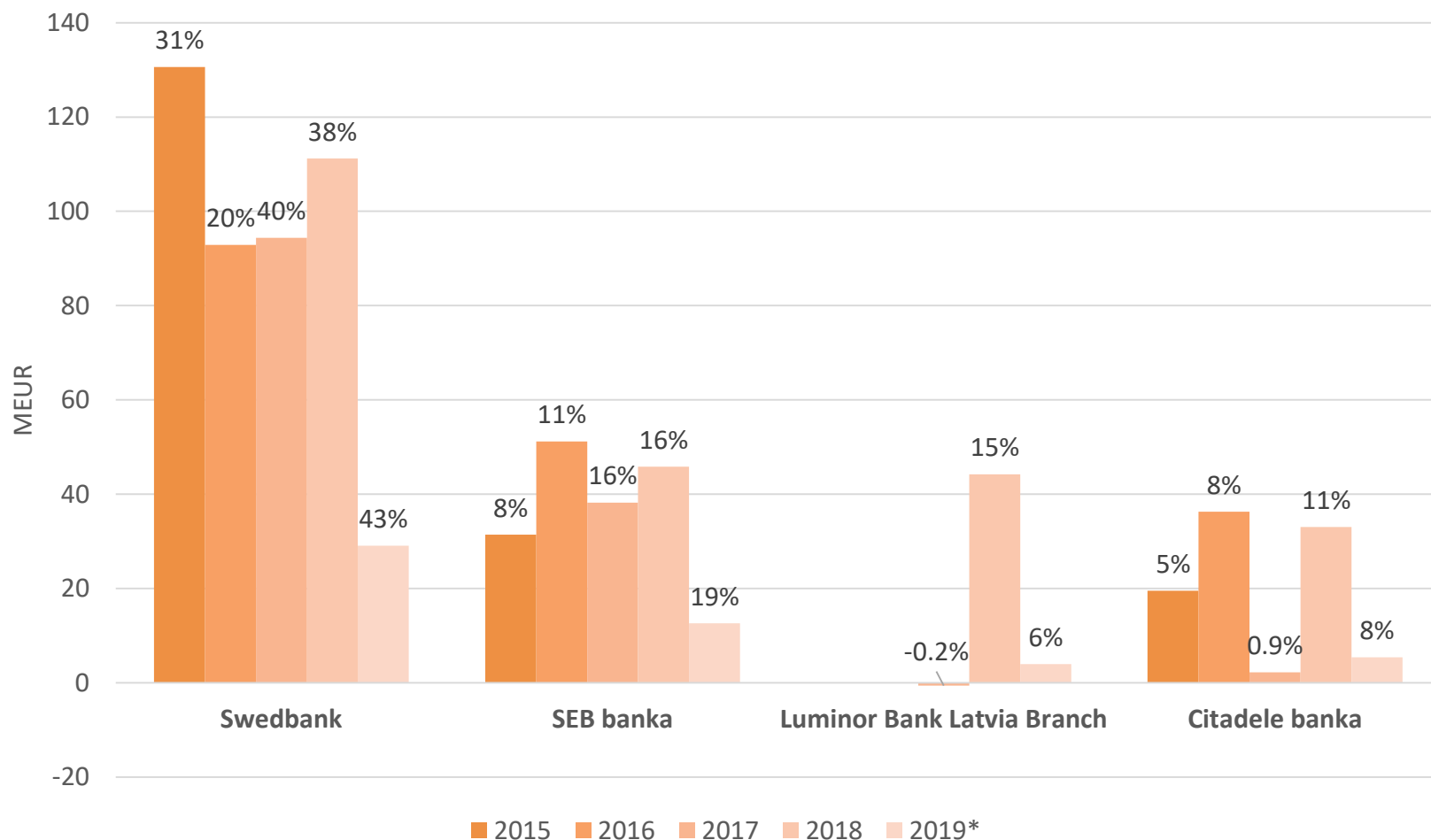
Banks' profit as of 31.03.2019, MEUR

Name	Value	Change vs. 1q 2018	
Swedbank	29.1	-3.0	-9.4%
SEB banka	12.6	0.2	1.8%
Citadele banka	5.4	-1.1	-17.1%
Luminor Bank Latvia branch	4.0	-2.2	-35.3%
BlueOrange Bank	3.2	-4.1	-56.4%
LPB Bank	1.7	-0.1	-6.4%
Regionala investiciju banka	1.4	-1.0	-41.5%
Rigensis Bank	1.0	0.4	56.7%
Meridian Trade Bank	0.3	0.1	45.8%
Signet Bank	0.0	0.0	19.2%
Baltic International Bank	-0.2	0.5	-77.0%
Expobank	-0.2	-0.5	-207.0%
PrivatBank	-0.9	-0.3	47.4%
PNB Banka	-1.5	-0.6	68.5%
Danske Bank Latvia branch	n/a		
OP Corporate Bank branch Latvia	n/a		
Total banking industry	67.0	-23.6	-26.1%
Altum	2.5	n/a	n/a

Change of profit 1q 2019 vs 1q 2018, MEUR

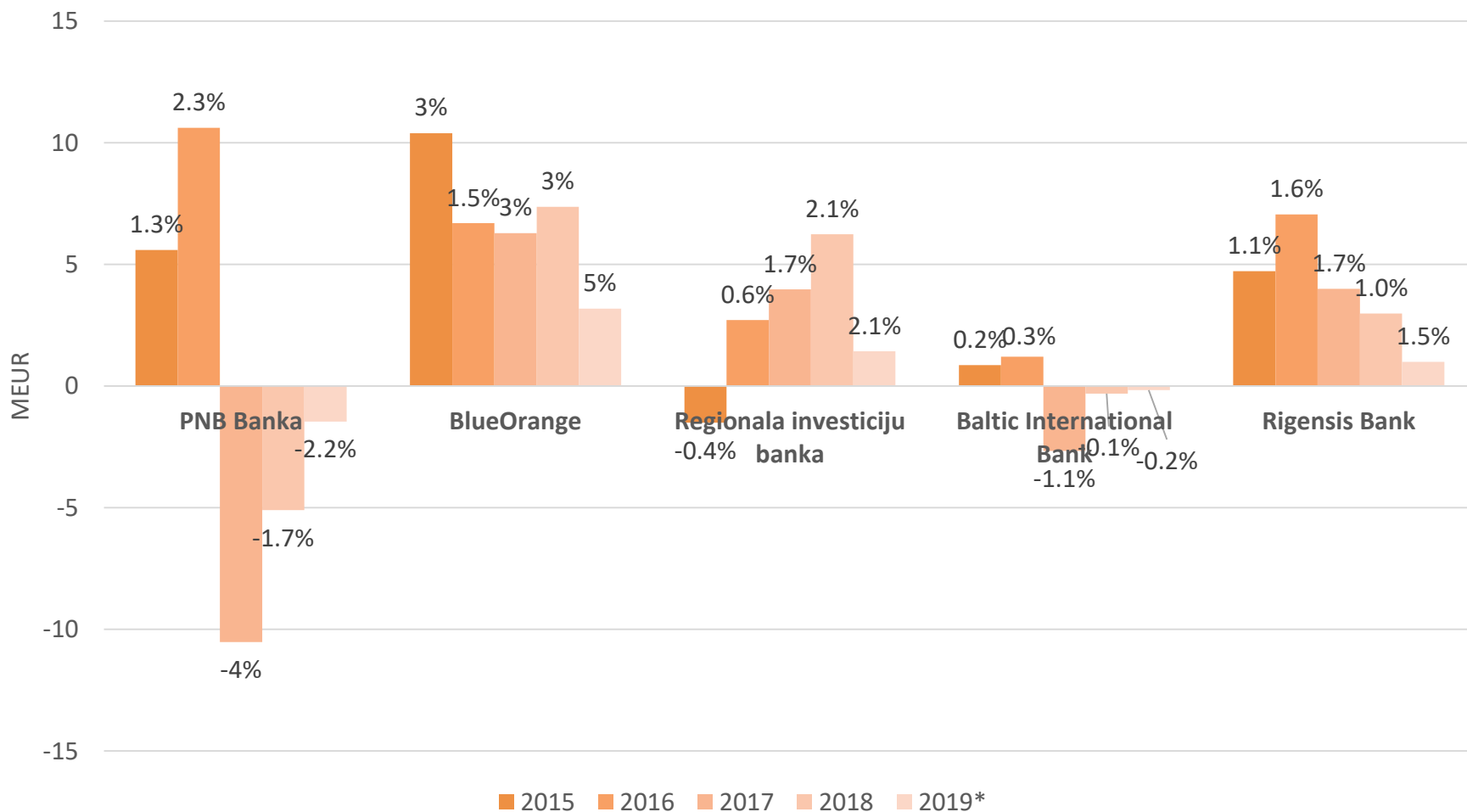


Banks' profit 2015-2019*, MEUR un % from total profit of Latvian banking sector (1)



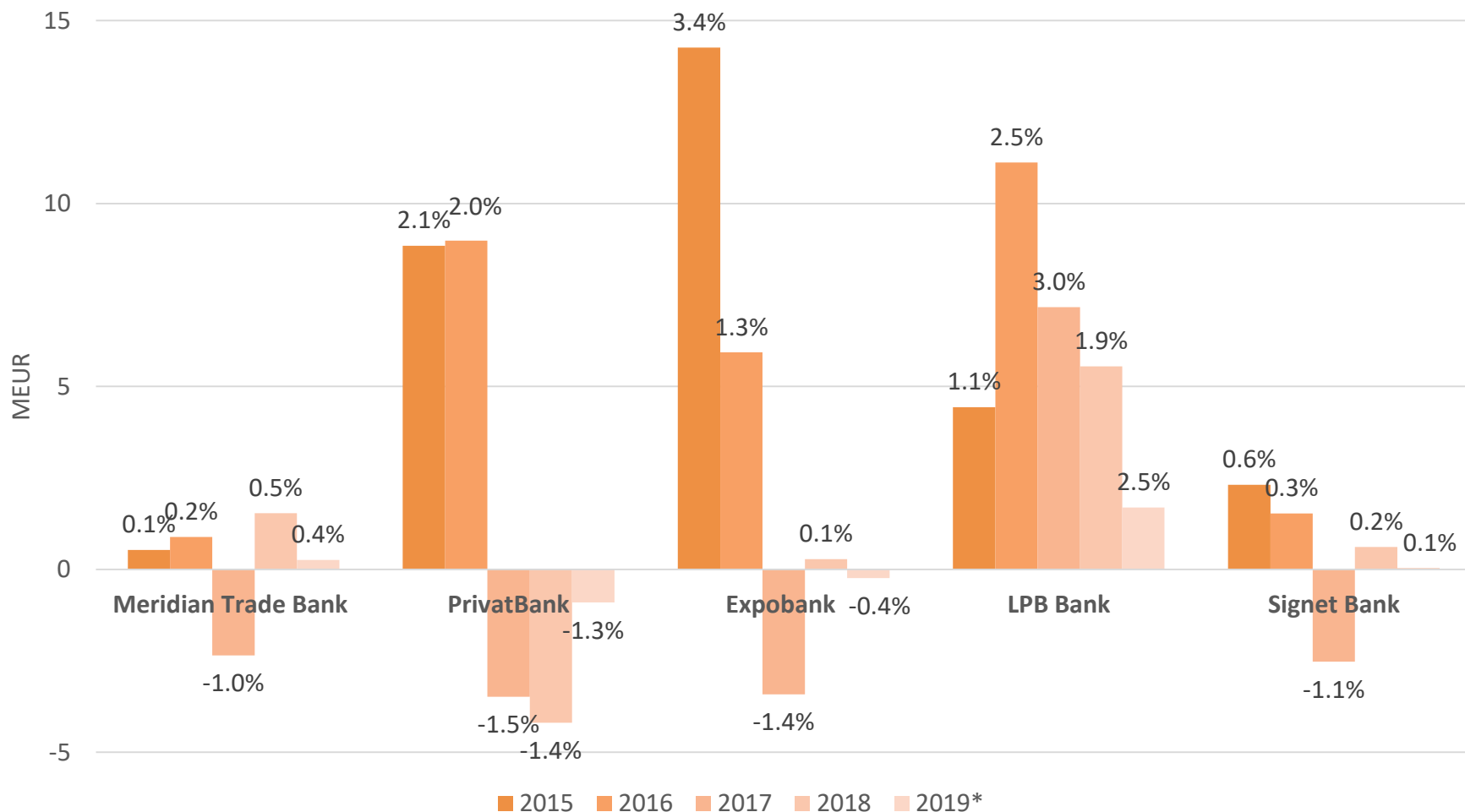
* 1st quarter 2019

Banks' profit 2015-2019*, MEUR un % from total profit of Latvian banking sector (2)



* 1st quarter 2019

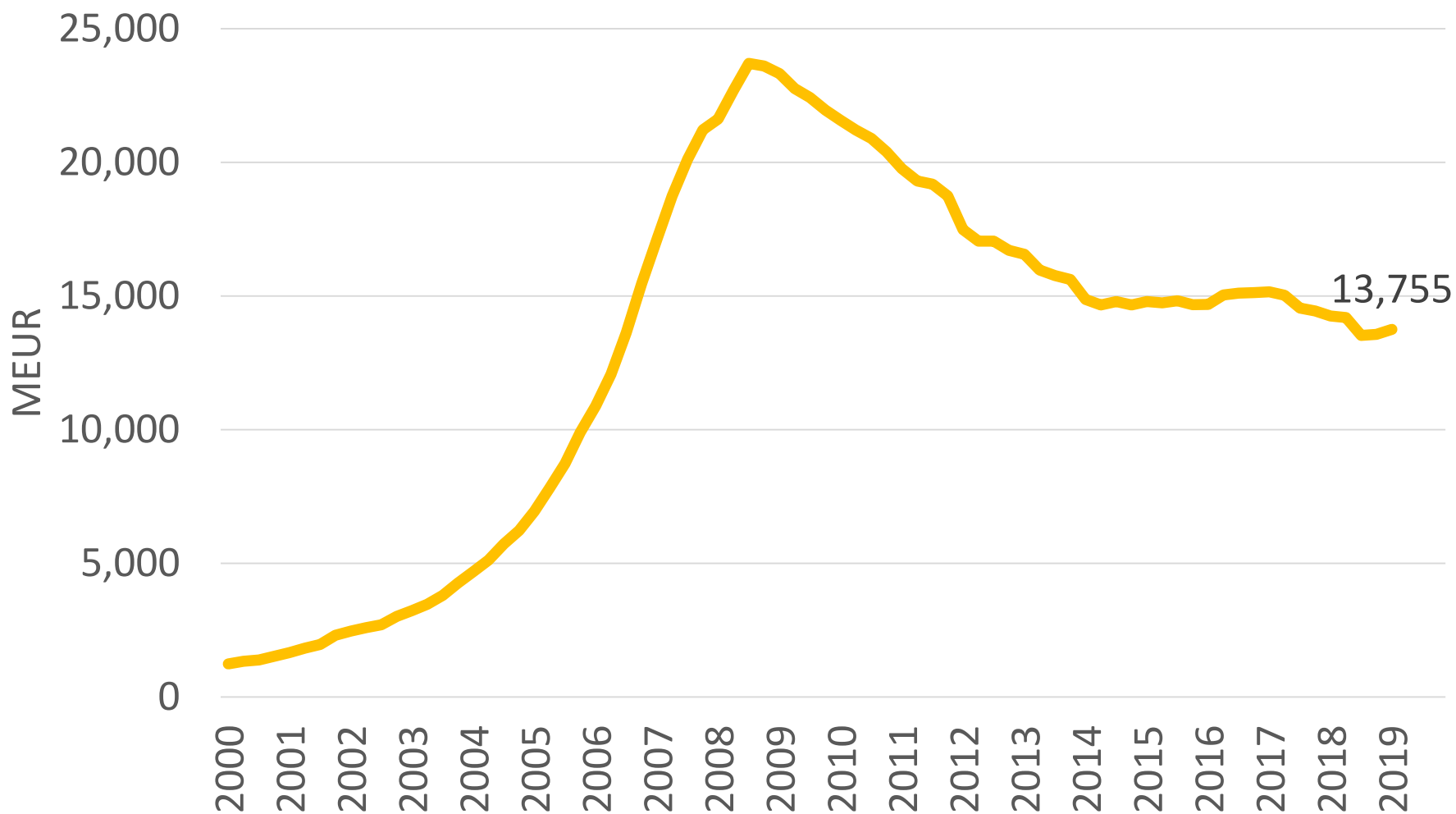
Banks' profit 2015-2019*, MEUR un % from total profit of Latvian banking sector (3)



* 1st quarter 2019

4. ISSUED LOANS

Portfolio of issued loans at Latvian banking sector 2000-2019*



* 1st quarter 2019

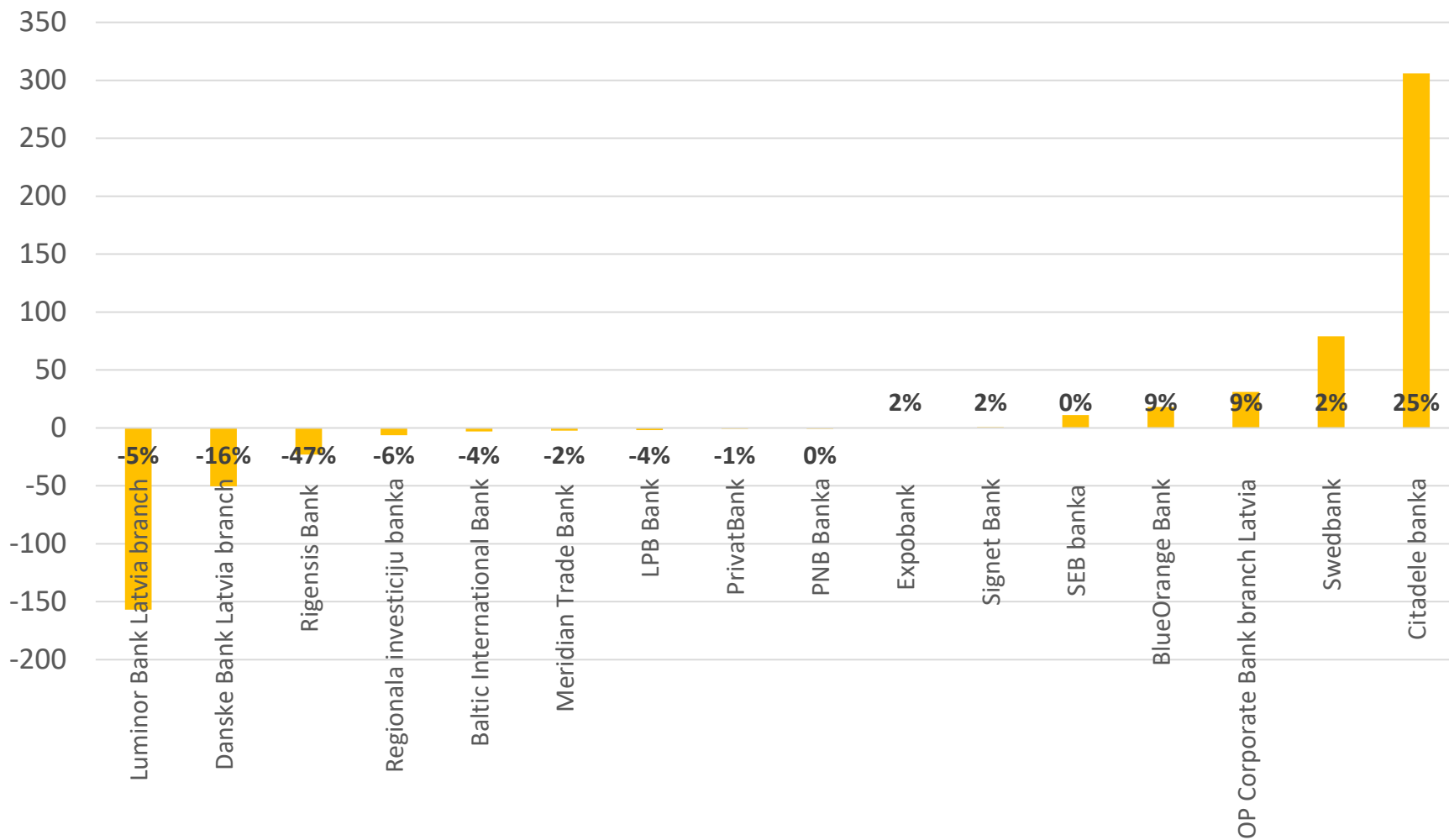
Loans at Latvian banking sector

- The portfolio of issued loans by Latvian banking sector was EUR 13.8 billion as of March 31, 2019;
- Total loan portfolio has increased by 1% or EUR 0.2 billion in the 1st quarter 2019;
- The portfolio decreased by -4% or EUR -0.5 billion in the last 12 months period;
- Seven banks had loan portfolio increase up to 25% in 2019, their total increase was 0.4 billion EUR.

Banks' issued loans as of 31.03.2019, MEUR

Name	Value	Change in 2019	
Swedbank	3,433.9	79.0	2.4%
Luminor Bank Latvia branch	3,307.9	-156.9	-4.5%
SEB banka	2,993.5	11.1	0.4%
Citadele banka	1,540.0	306.1	24.8%
OP Corporate Bank branch Latvia	364.7	31.0	9.3%
Danske Bank Latvia branch	263.0	-50.3	-16.1%
BlueOrange Bank	218.2	18.0	9.0%
PNB Banka	208.6	-0.7	-0.3%
Meridian Trade Bank	107.4	-2.3	-2.1%
Regionala investiciju banka	103.5	-6.3	-5.7%
PrivatBank	82.5	-0.8	-1.0%
Baltic International Bank	68.9	-3.1	-4.3%
LPB Bank	52.0	-1.9	-3.5%
Signet Bank	38.7	0.6	1.6%
Rigensis Bank	25.9	-23.1	-47.2%
Expobank	0.2	0.0	2.3%
Total banking industry	13,755.1	188.4	1.4%
Altum	219.0	2.8	1.3%

Change of loans portfolio 31.03.2019 vs 31.12.2018, MEUR



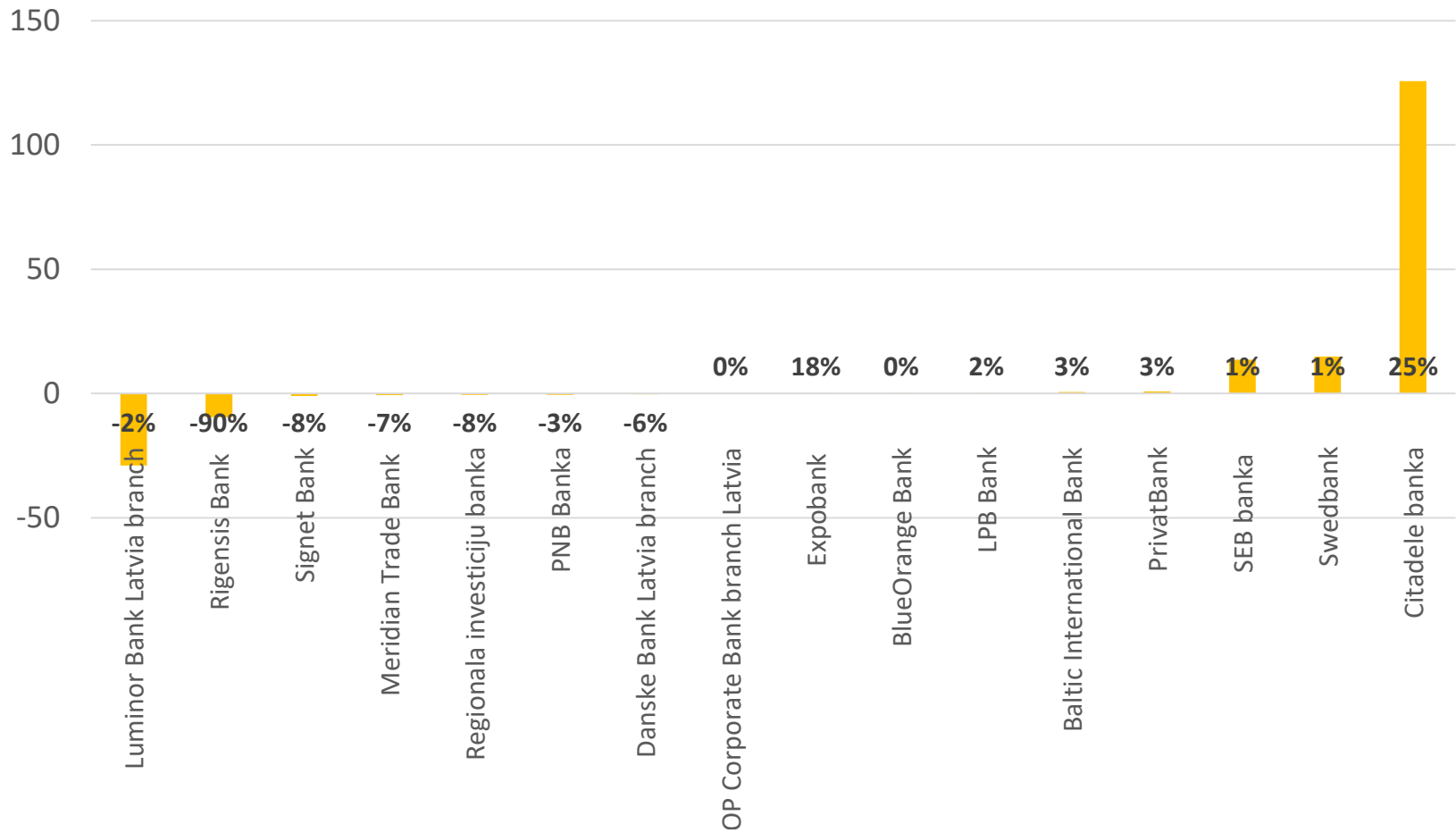
Breakdown of loans as of 31.03.2019, MEUR

Name	Loans	Private persons		Companies
		Total	incl. property loans to residents	
Swedbank	3,433.9	1,743.3	1,524.3	1,648.7
Luminor Bank Latvia branch	3,307.9	1,663.5	1,521.2	1,640.1
SEB banka	2,993.5	979.3	806.9	1,986.7
Citadele banka	1,540.0	624.1	225.0	914.8
OP Corporate Bank branch Latvia	364.7	0.0	0.0	350.7
Danske Bank Latvia branch	263.0	4.8	3.7	258.2
BlueOrange Bank	218.2	17.0	6.4	201.2
PNB Banka	208.6	14.4	2.5	194.2
Meridian Trade Bank	107.4	9.9	4.4	97.6
Regionala investiciju banka	103.5	5.9	0.0	97.6
PrivatBank	82.5	25.9	9.9	56.6
Baltic International Bank	68.9	20.4	1.2	48.5
LPB Bank	52.0	9.0	6.3	43.0
Signet Bank	38.7	11.6	0.0	27.2
Rigensis Bank	25.9	1.1	0.2	24.8
Expobank	0.2	0.0	0.0	0.2
Total banking industry	13,755.1	5,338.3	4,112.1	8,327.8
Altum	216.2	25.7	7.8	189.6

Loans to private persons as of 31.03.2019, MEUR

Name	Value	Change in 2019	
Swedbank	1,743.3	14.8	0.9%
Luminor Bank Latvia branch	1,663.5	-29.0	-1.7%
SEB banka	979.3	13.5	1.4%
Citadele banka	624.1	125.6	25.2%
PrivatBank	25.9	0.8	3.1%
Baltic International Bank	20.4	0.6	3.0%
BlueOrange Bank	17.0	0.1	0.5%
PNB Banka	14.4	-0.5	-3.4%
Signet Bank	11.6	-1.1	-8.5%
Meridian Trade Bank	9.9	-0.7	-6.7%
LPB Bank	9.0	0.1	1.5%
Regionala investiciju banka	5.9	-0.5	-8.2%
Danske Bank Latvia branch	4.8	-0.3	-6.3%
Rigensis Bank	1.1	-9.5	-89.9%
Expobank	0.0	0.0	18.1%
OP Corporate Bank branch Latvia	0.0	0.0	0.0%
Total banking industry	5,338.3	104.8	2.0%
Altum	25.6	-0.1	-0.3%

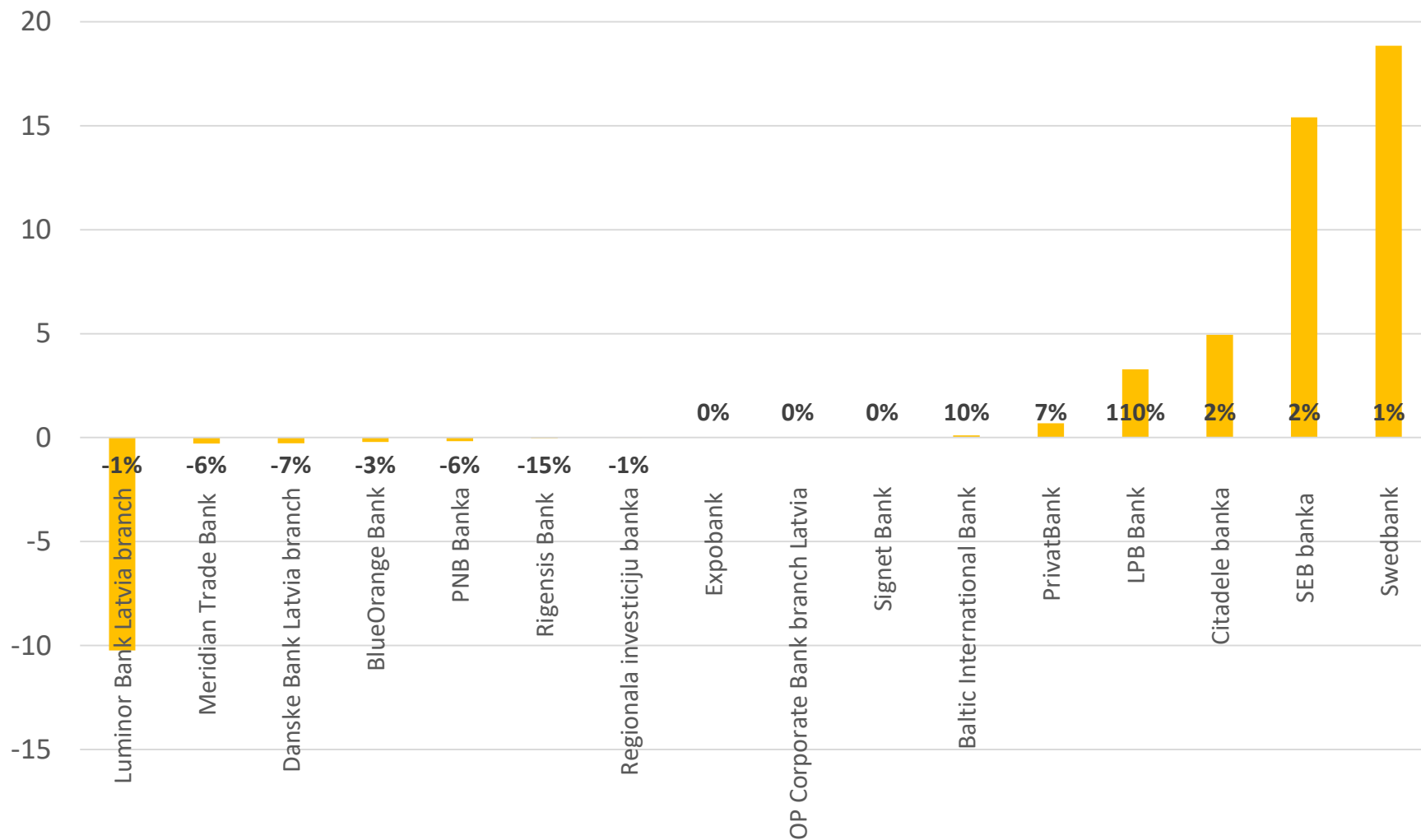
Change of loans to private persons 31.03.2019 vs 31.12.2018, MEUR



Property loans to residents as of 31.03.2019, MEUR

Name	Value	Change in 2019	
Swedbank	1,524.3	18.8	1.3%
Luminor Bank Latvia branch	1,521.2	-10.2	-0.7%
SEB banka	806.9	15.4	1.9%
Citadele banka	225.0	4.9	2.2%
PrivatBank	9.9	0.7	7.5%
BlueOrange Bank	6.4	-0.2	-3.2%
LPB Bank	6.3	3.3	109.7%
Meridian Trade Bank	4.4	-0.3	-6.0%
Danske Bank Latvia branch	3.7	-0.3	-7.1%
PNB Banka	2.5	-0.2	-6.4%
Baltic International Bank	1.2	0.1	10.2%
Rigensis Bank	0.2	0.0	-15.1%
Regionala investiciju banka	0.0	0.0	-1.2%
Signet Bank	0.0	0.0	0.0%
Expobank	0.0	0.0	0.0%
OP Corporate Bank branch Latvia	0.0	0.0	0.0%
Total banking industry	4,112.1	28.7	0.7%
Altum	7.5	-0.3	-4.0%

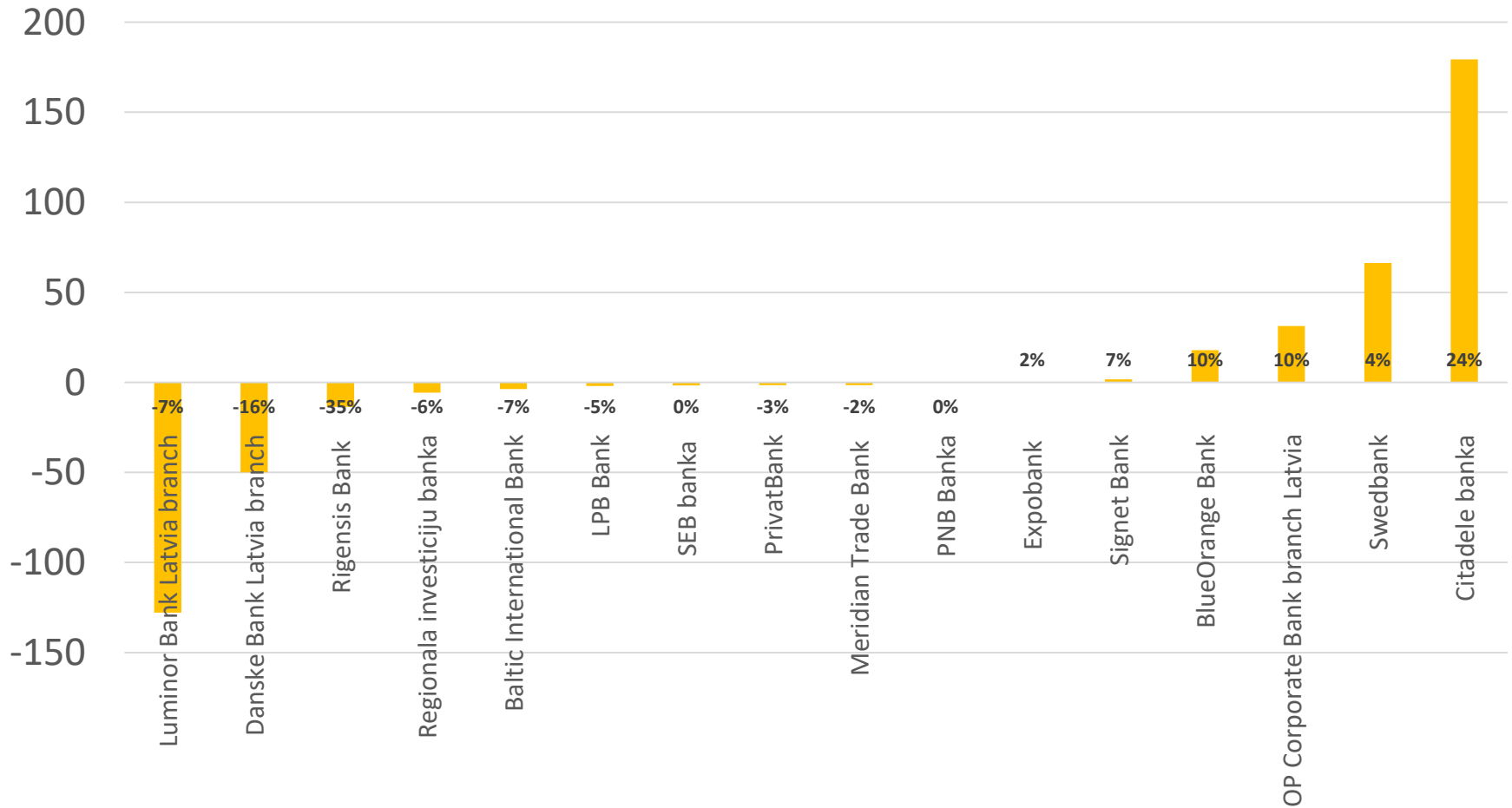
Change of property loans to residents 31.03.2019 vs 31.12.2018, MEUR



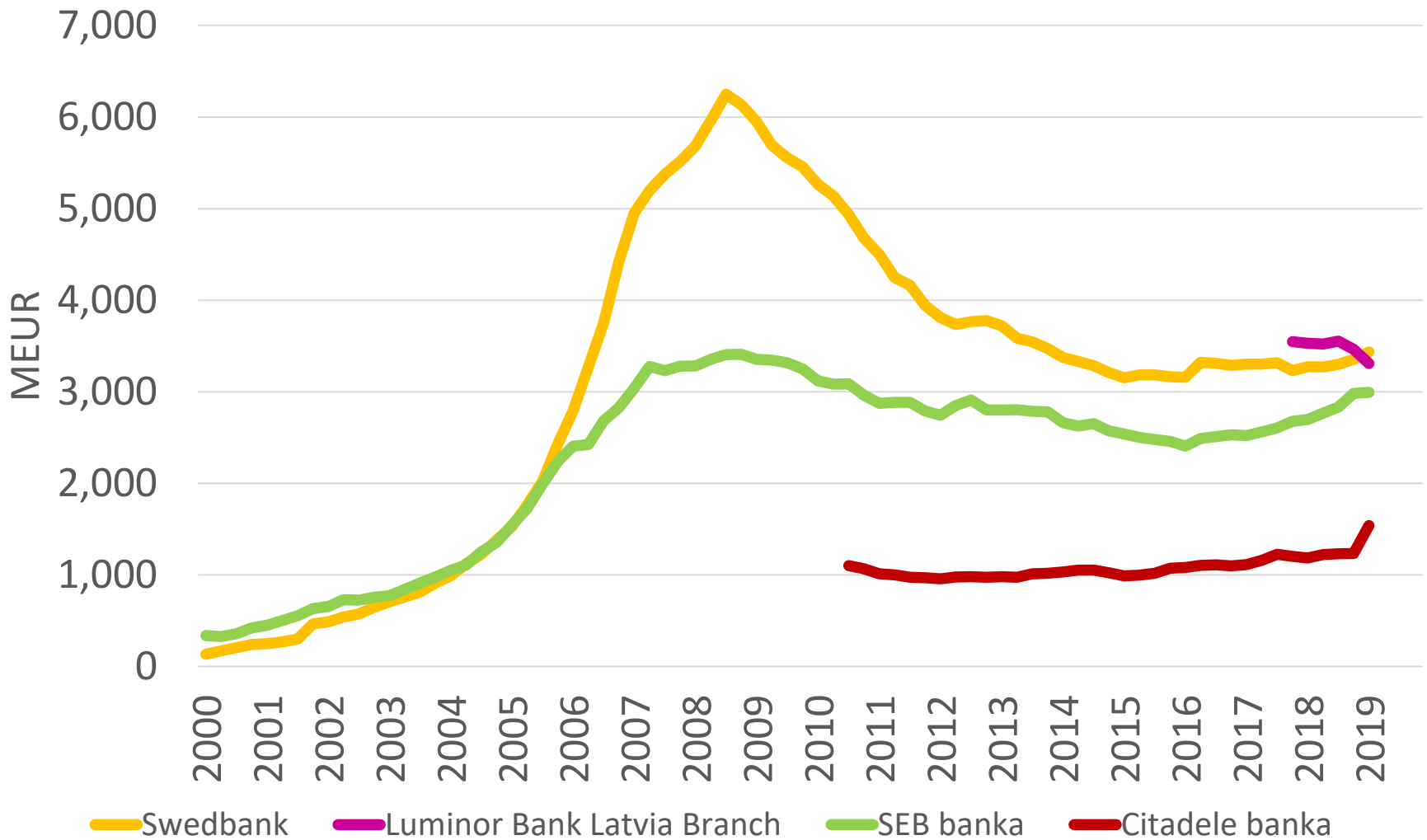
Loans to companies as of 31.03.2019, MEUR

Name	Value	Change in 2019	
SEB banka	1,986.7	-1.6	-0.1%
Swedbank	1,648.7	66.3	4.2%
Luminor Bank Latvia branch	1,640.1	-127.9	-7.2%
Citadele banka	914.8	179.3	24.4%
OP Corporate Bank branch Latvia	350.7	31.3	9.8%
Danske Bank Latvia branch	258.2	-50.0	-16.2%
BlueOrange Bank	201.2	17.9	9.8%
PNB Banka	194.2	-0.2	-0.1%
Regionala investiciju banka	97.6	-5.8	-5.6%
Meridian Trade Bank	97.6	-1.5	-1.6%
PrivatBank	56.6	-1.6	-2.7%
Baltic International Bank	48.5	-3.7	-7.1%
LPB Bank	43.0	-2.0	-4.5%
Signet Bank	27.2	1.7	6.6%
Rigensis Bank	24.8	-13.6	-35.4%
Expobank	0.2	0.0	2.0%
Total banking industry	8,327.8	85.7	1.0%
Altum	192.6	2.9	1.6%

Change of loans to companies 31.03.2019 vs 31.12.2018, MEUR

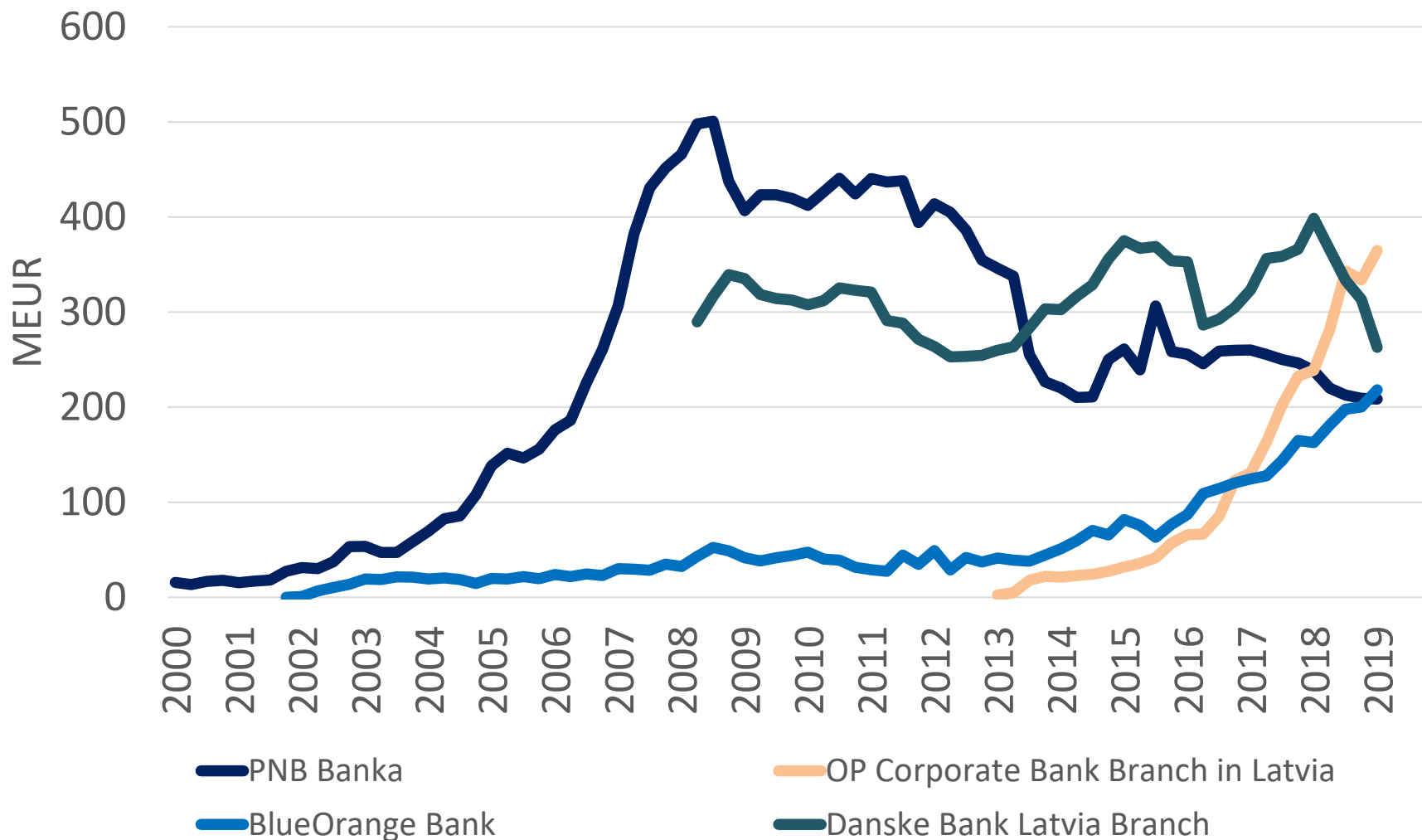


Banks' issued loans 2000-2019* (1)



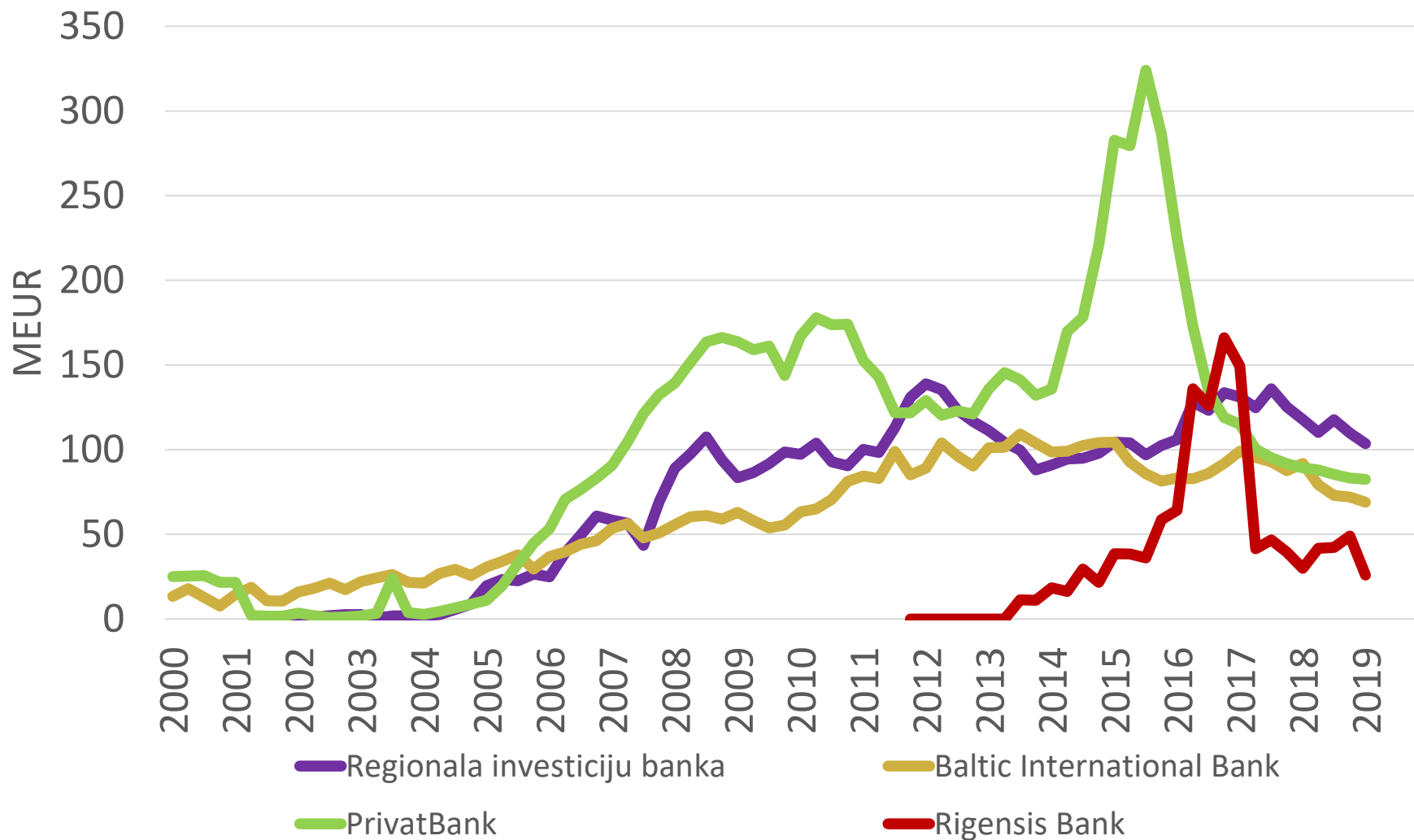
* 1st quarter 2019

Banks' issued loans 2000-2019* (2)



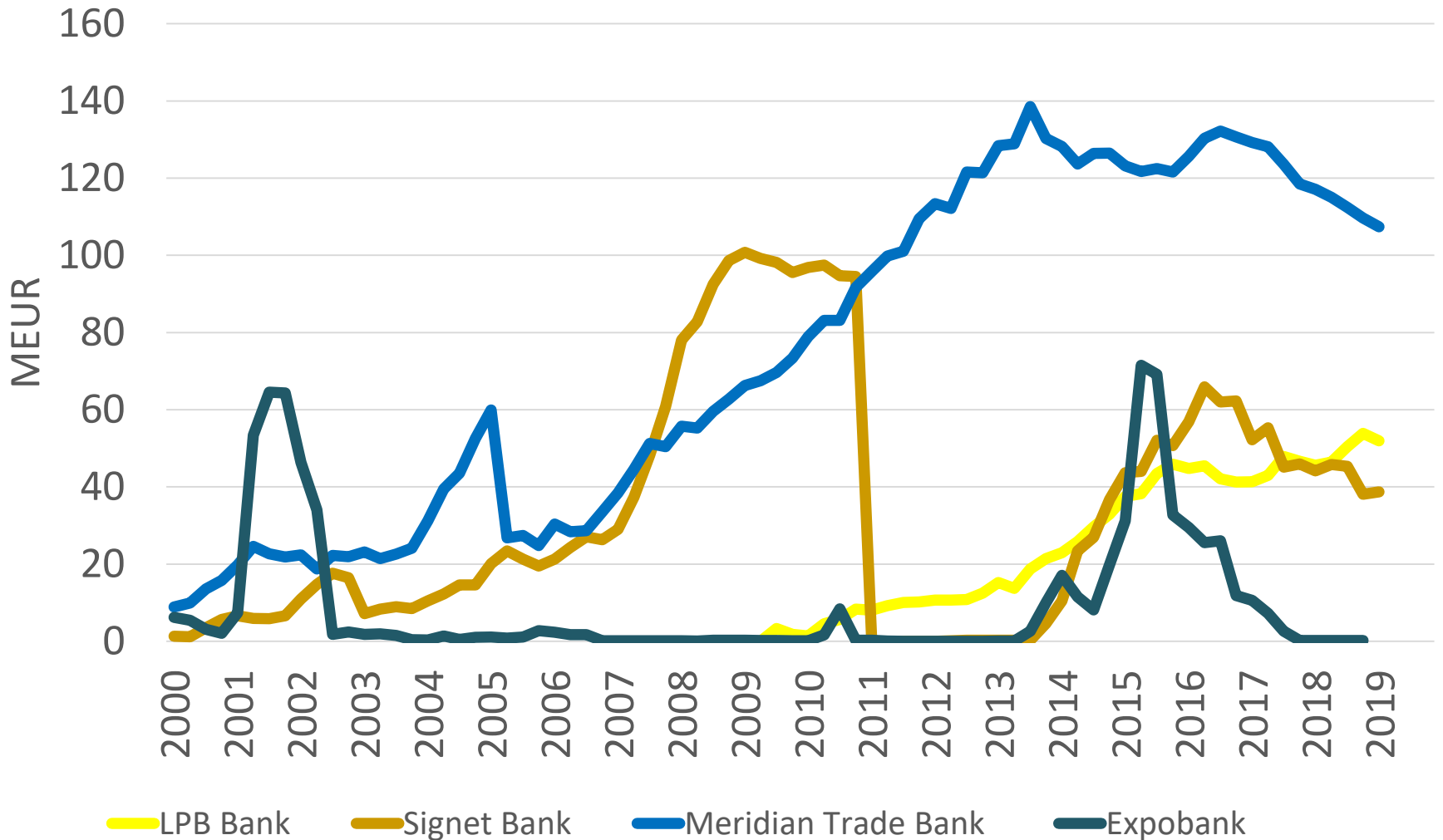
* 1st quarter 2019

Banks' issued loans 2000-2019* (3)



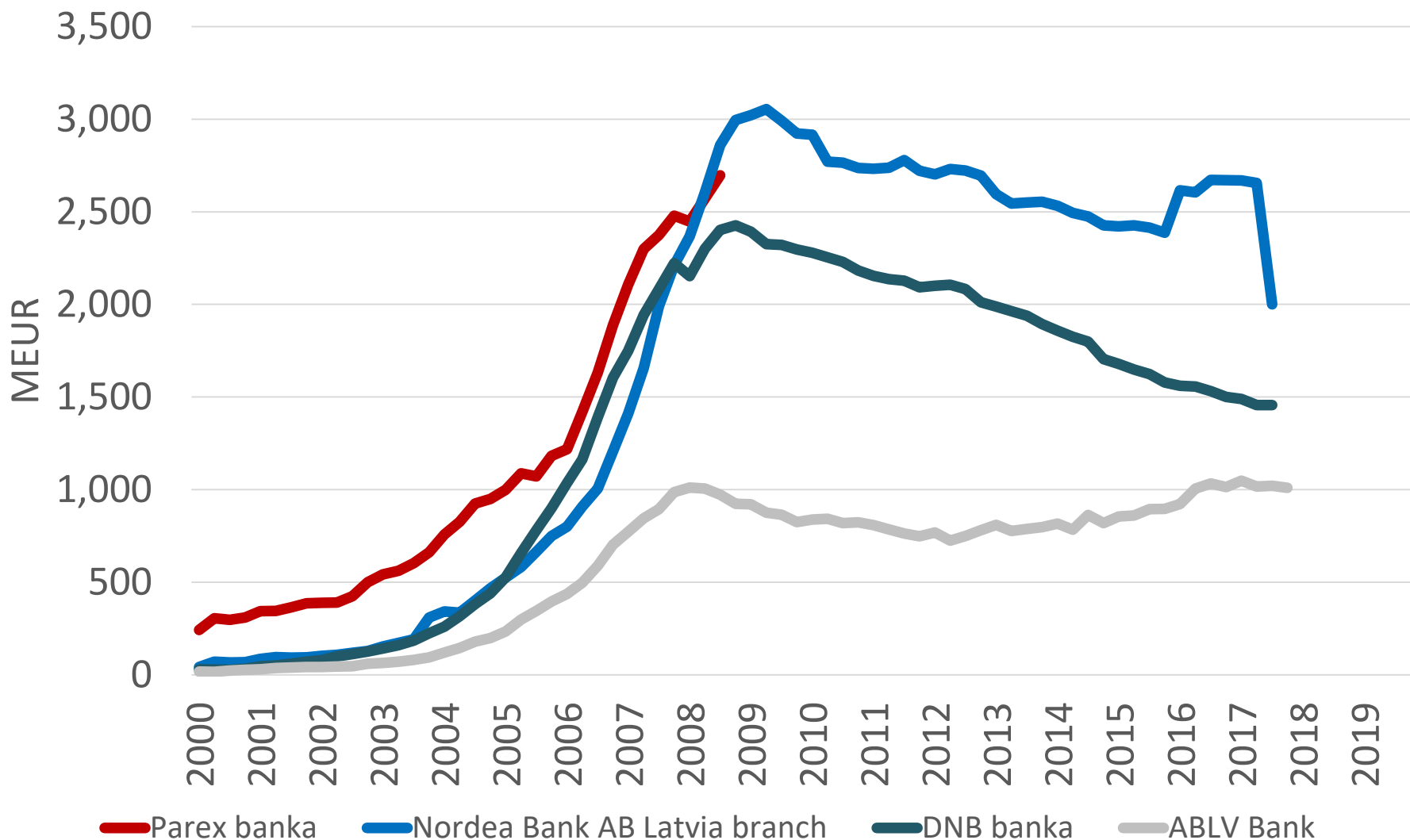
* 1st quarter 2019

Banks' issued loans 2000-2019* (4)



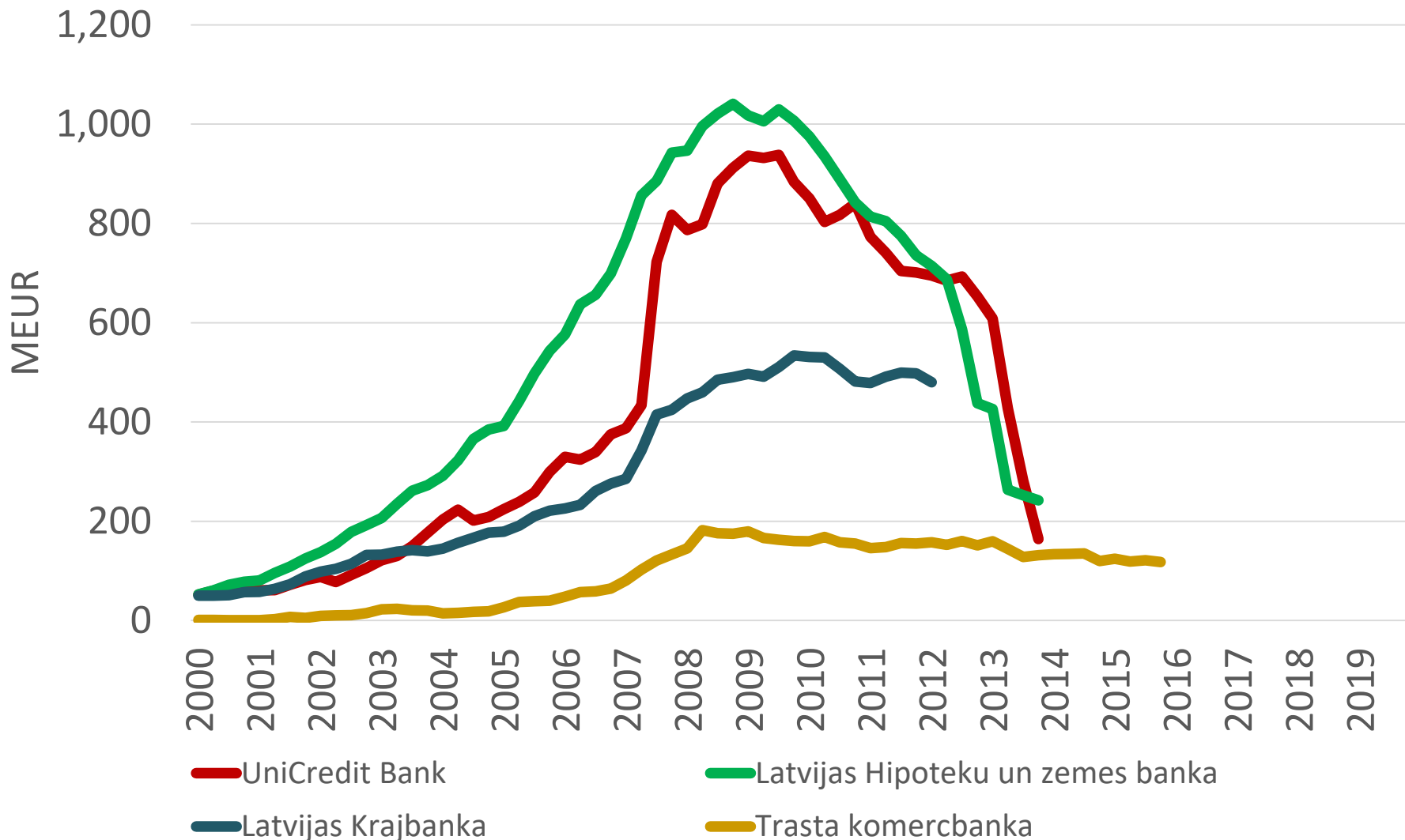
* 1st quarter 2019

Historic: banks' issued loans 2000-2019* (1)



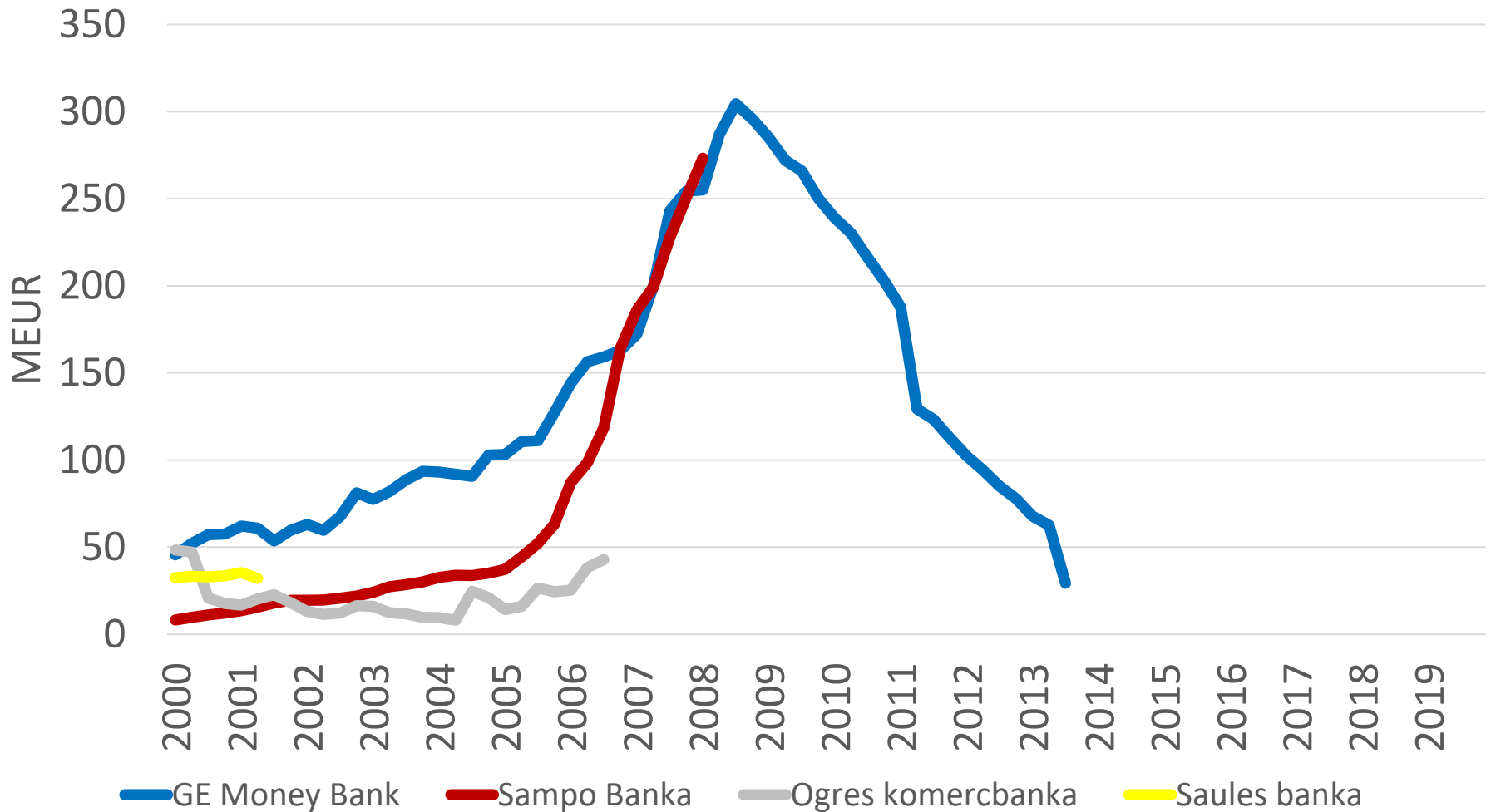
* 1st quarter 2019

Historic: banks' issued loans 2000-2019* (2)



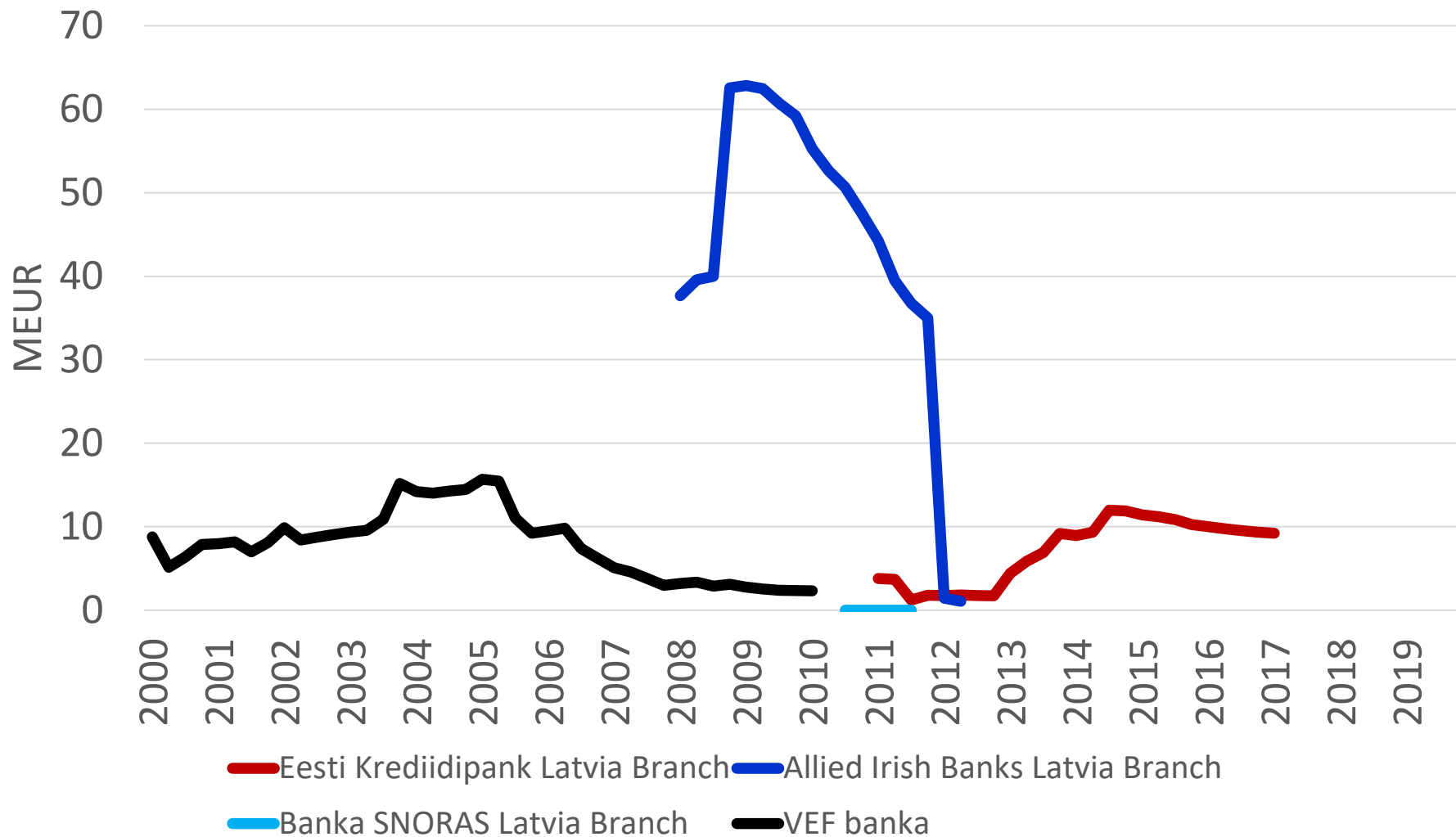
* 1st quarter 2019

Historic: banks' issued loans 2000-2019* (3)



* 1st quarter 2019

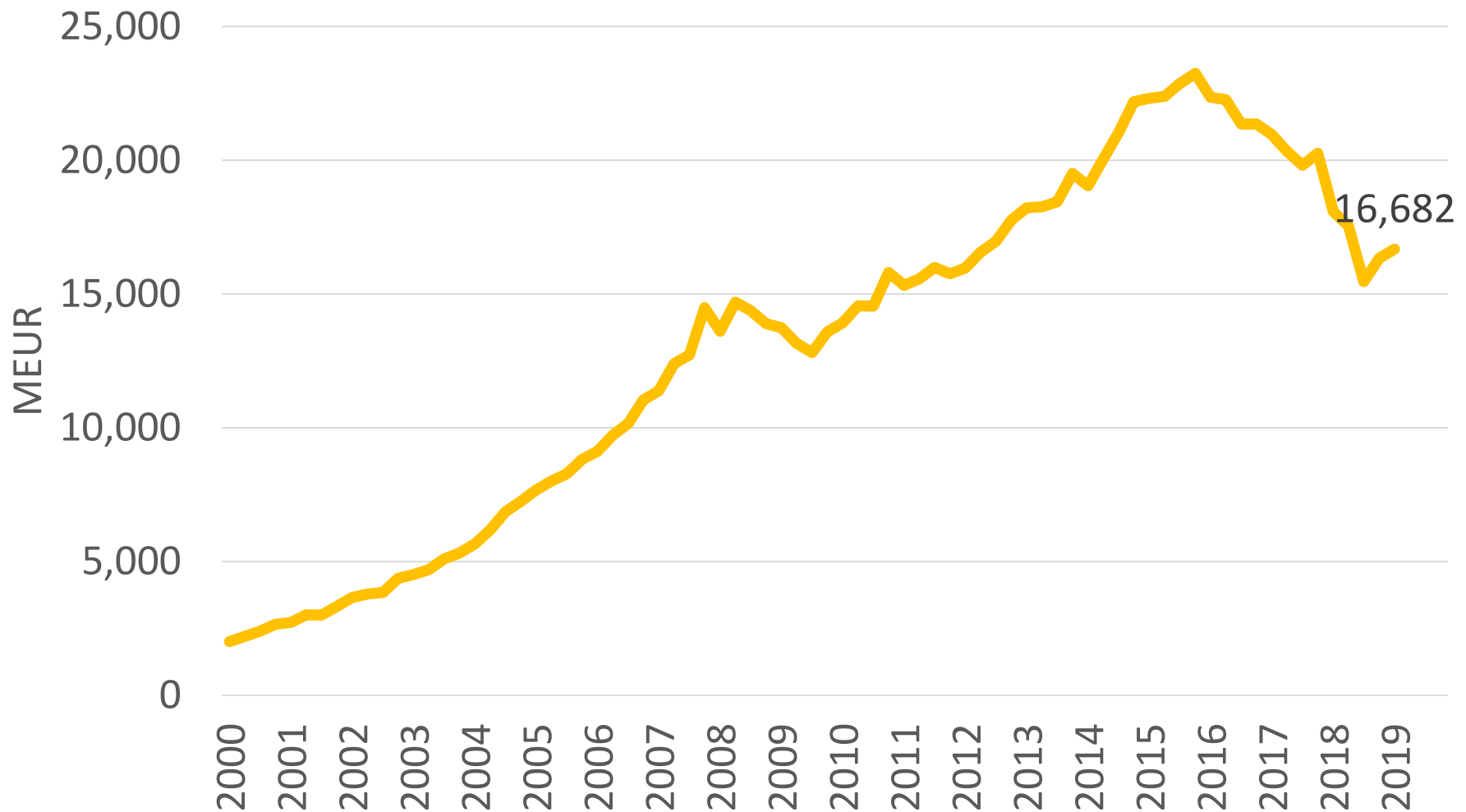
Historic: banks' issued loans 2000-2019* (4)



* 1st quarter 2019

5. DEPOSITS

Deposits at Latvian banking sector 2000-2019*



* 1st quarter 2019

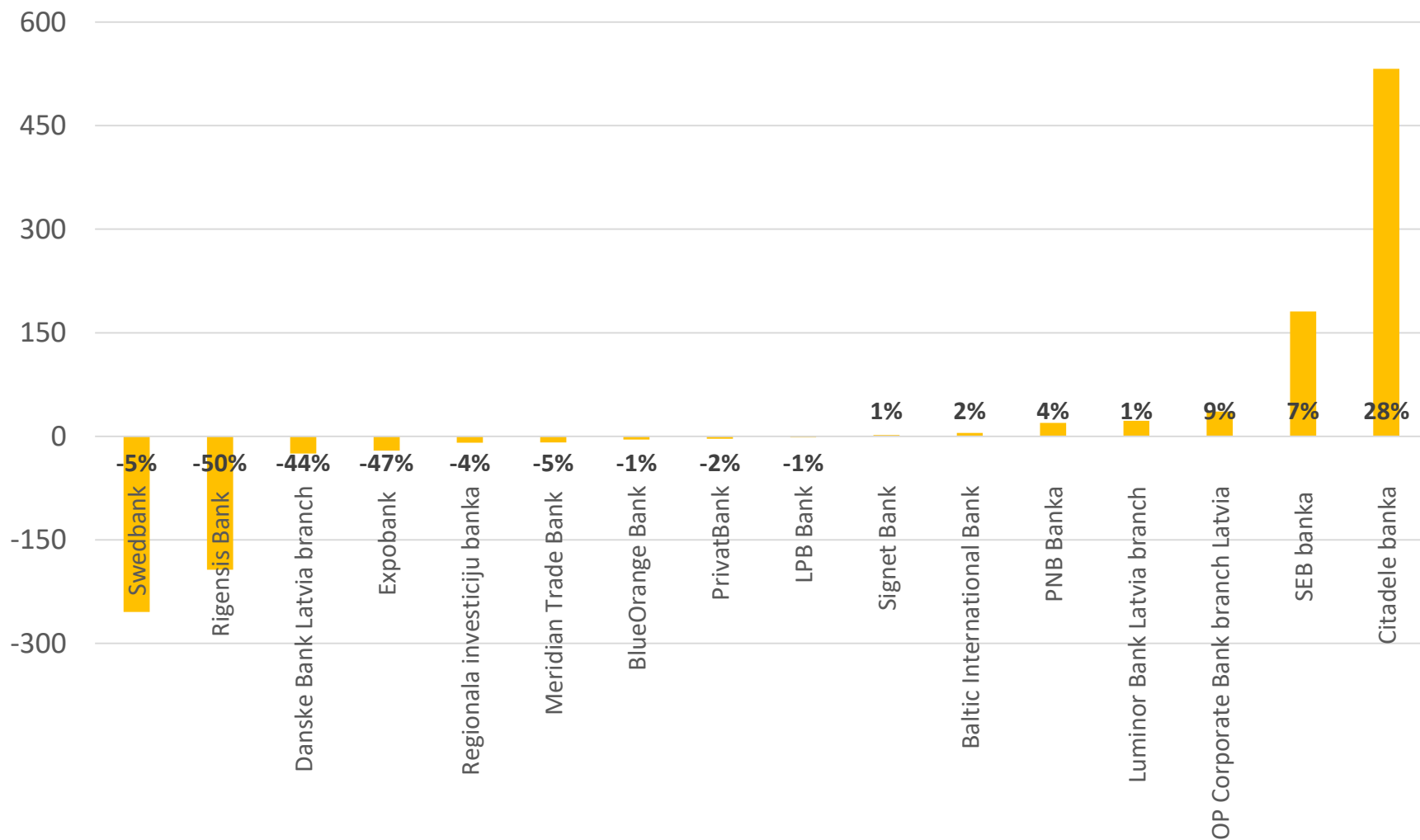
Deposits at Latvian banking sector

- Total deposits at Latvian banking sector were EUR 16.7 billion as of 31.03.2018.;
- The total amount of deposits increased by 2% or EUR 0.35 billion in the 1st quarter 2019;
- Deposits declined by -8% or EUR -1.4 billion in the last 12 months period;
- Main decrease was observed in the sector of foreign deposits.

Deposits at banks as of 31.03.2019, MEUR

Name	Value	Change in 2019	
Swedbank	4,667.3	-254.5	-5.2%
SEB banka	2,883.5	181.0	6.7%
Luminor Bank Latvia branch	2,854.5	22.3	0.8%
Citadele banka	2,464.2	532.2	27.5%
PNB Banka	494.8	19.5	4.1%
OP Corporate Bank branch Latvia	457.0	35.9	8.5%
BlueOrange Bank	379.9	-4.5	-1.2%
Baltic International Bank	247.8	4.7	1.9%
Regionala investiciju banka	219.5	-9.5	-4.1%
Rigensis Bank	194.0	-193.4	-49.9%
Meridian Trade Bank	162.5	-8.9	-5.2%
LPB Bank	150.0	-1.5	-1.0%
PrivatBank	147.4	-3.7	-2.4%
Signet Bank	124.3	1.6	1.3%
Danske Bank Latvia branch	31.9	-25.0	-43.9%
Expobank	23.4	-21.0	-47.3%
Total banking industry	16,682.4	349.9	2.1%
Altum	0.0	0.0	0.0%

Change of deposits 31.03.2019 vs 31.12.2018, MEUR



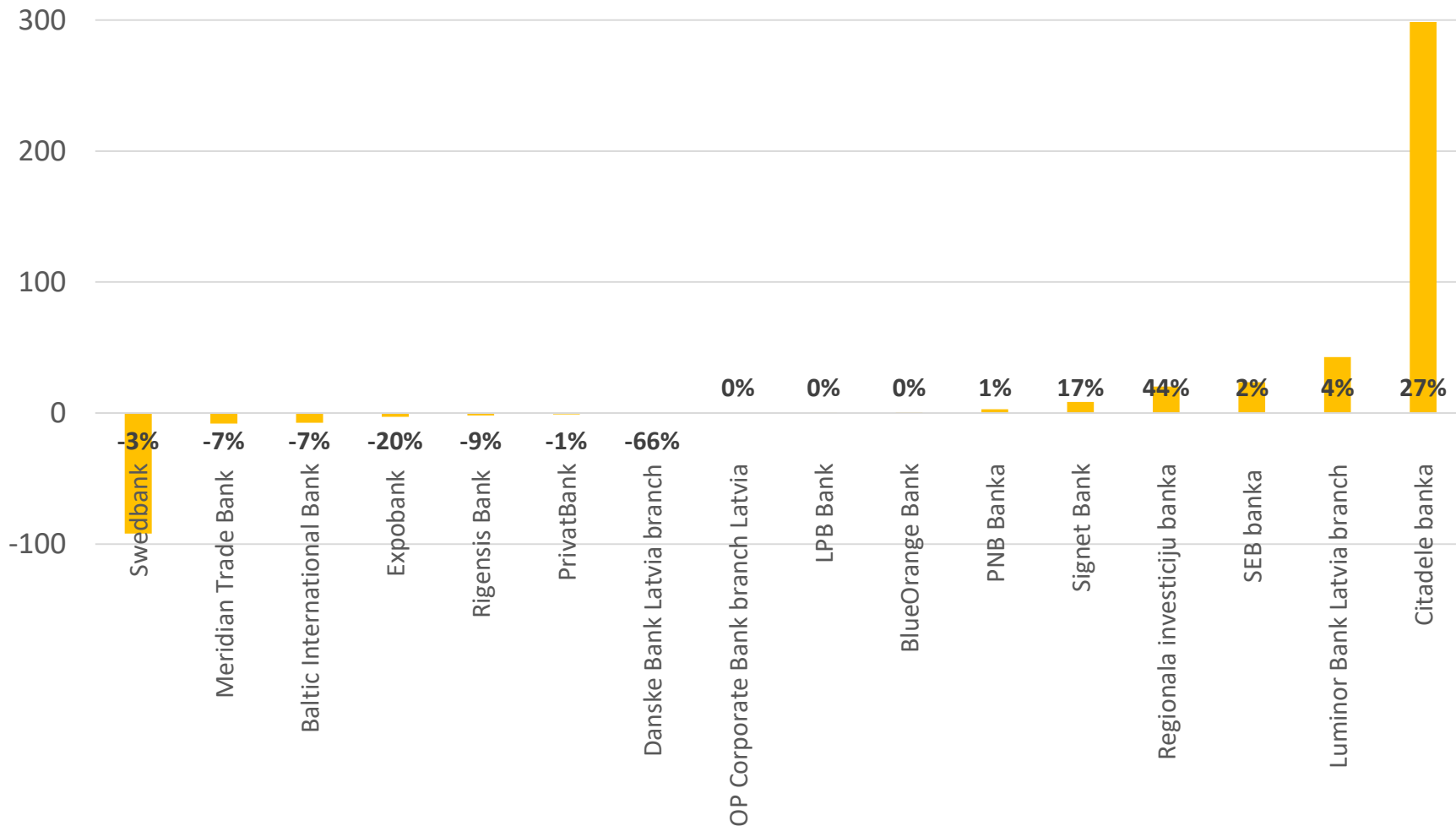
Breakdown of deposits as of 31.03.2019, MEUR

Name	Deposits	Term		Customer	
		Short term	Long term	Private persons	Companies
Swedbank	4,667.3	4,168.9	498.4	2,831.9	1,708.7
SEB banka	2,883.5	2,400.2	483.3	1,570.5	1,074.0
Luminor Bank Latvia branch	2,854.5	2,409.9	444.6	1,240.4	1,445.0
Citadele banka	2,464.2	1,993.0	471.2	1,421.1	966.6
PNB Banka	494.8	272.0	222.7	264.8	229.0
OP Corporate Bank branch Latvia	457.0	456.3	0.0	0.0	96.9
BlueOrange Bank	379.9	169.9	209.9	259.0	120.9
Baltic International Bank	247.8	192.0	55.8	93.4	154.3
Regionala investiciju banka	219.5	182.2	37.2	66.3	153.2
Rigensis Bank	194.0	187.6	6.4	19.5	174.5
Meridian Trade Bank	162.5	120.7	41.9	102.3	60.3
LPB Bank	150.0	117.8	32.2	56.2	93.8
PrivatBank	147.4	54.3	93.1	110.6	36.8
Signet Bank	124.3	91.1	33.2	56.7	67.6
Danske Bank Latvia branch	31.9	31.9	0.0	0.2	31.8
Expobank	23.4	13.8	9.6	11.7	11.7
Total banking industry	16,682.4	13,453.9	3,228.5	8,844.1	6,861.1
Altum	0.0	0.0	0.0	0.0	0.0

Deposits of private persons as of 31.03.2019, MEUR

Name	Value	Change in 2019	
Swedbank	2,831.9	-92.1	-3.1%
SEB banka	1,570.5	23.6	1.5%
Citadele banka	1,421.1	298.6	26.6%
Luminor Bank Latvia branch	1,240.4	42.8	3.6%
PNB Banka	264.8	3.0	1.1%
BlueOrange Bank	259.0	0.7	0.3%
PrivatBank	110.6	-1.1	-1.0%
Meridian Trade Bank	102.3	-7.9	-7.2%
Baltic International Bank	93.4	-7.4	-7.3%
Regionala investiciju banka	66.3	20.2	44.0%
Signet Bank	56.7	8.4	17.4%
LPB Bank	56.2	0.2	0.3%
Rigensis Bank	19.5	-1.8	-8.6%
Expobank	11.7	-2.9	-19.9%
Danske Bank Latvia branch	0.2	-0.3	-65.9%
OP Corporate Bank branch Latvia	0.0	0.0	0.0%
Total banking industry	8,844.1	359.4	4.2%
Altum	0.0	0.0	0.0%

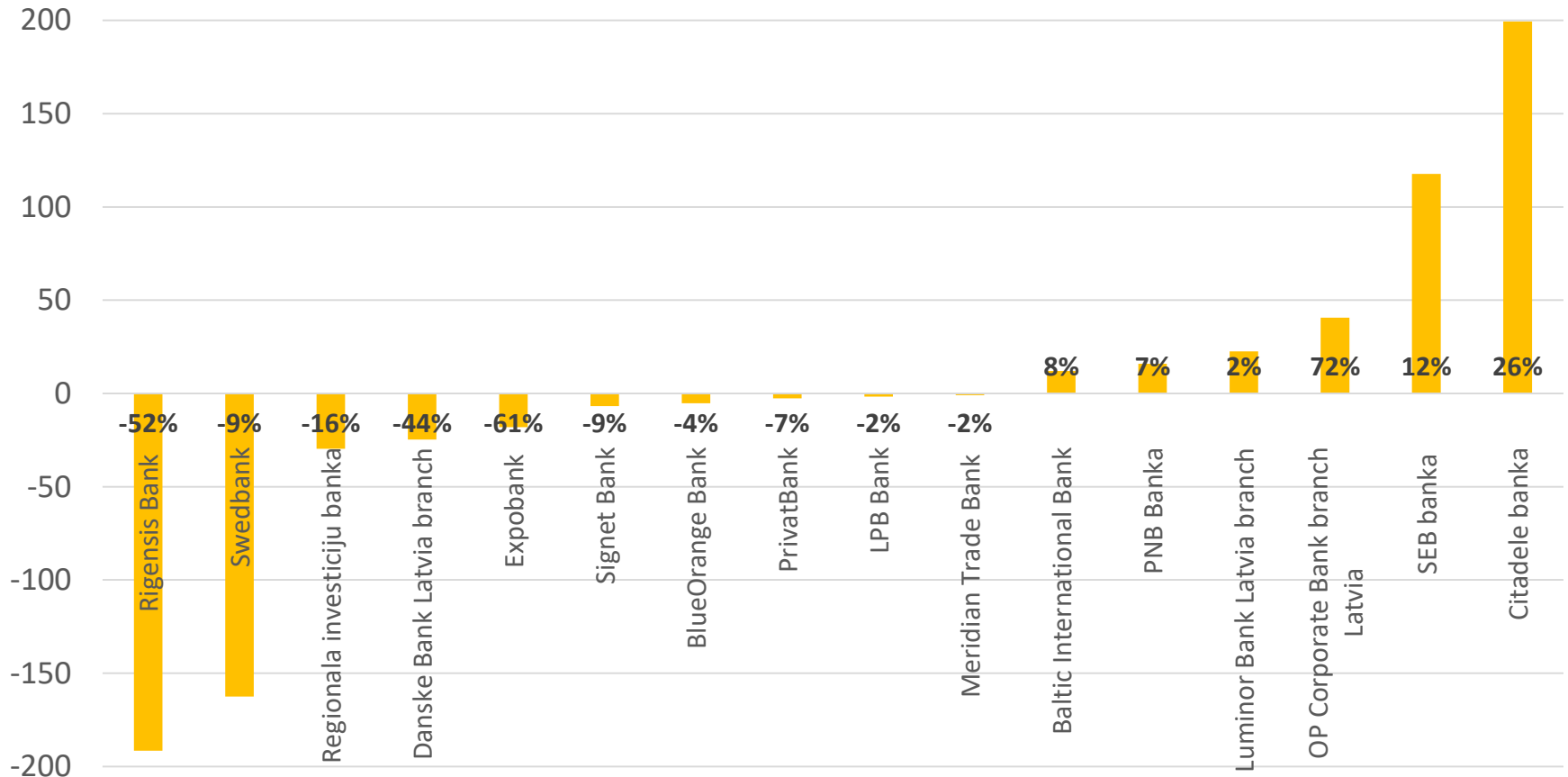
Change of deposits of private persons 31.03.2019 vs 31.12.2018, MEUR



Deposits of companies as of 31.03.2019, MEUR

Name	Value	Change in 2019	
Swedbank	1,708.7	-162.4	-8.7%
Luminor Bank Latvia branch	1,445.0	22.6	1.6%
SEB banka	1,074.0	117.7	12.3%
Citadele banka	966.6	199.4	26.0%
PNB Banka	229.0	15.9	7.5%
Rigensis Bank	174.5	-191.6	-52.3%
Baltic International Bank	154.3	12.0	8.4%
Regionala investiciju banka	153.2	-29.7	-16.2%
BlueOrange Bank	120.9	-5.2	-4.2%
OP Corporate Bank branch Latvia	96.9	40.6	72.2%
LPB Bank	93.8	-1.7	-1.7%
Signet Bank	67.6	-6.8	-9.1%
Meridian Trade Bank	60.3	-0.9	-1.5%
PrivatBank	36.8	-2.6	-6.6%
Danske Bank Latvia branch	31.8	-24.6	-43.7%
Expobank	11.7	-18.0	-60.7%
Total banking industry	6,861.1	-40.5	-0.6%
Altum	0.0	0.0	0.0%

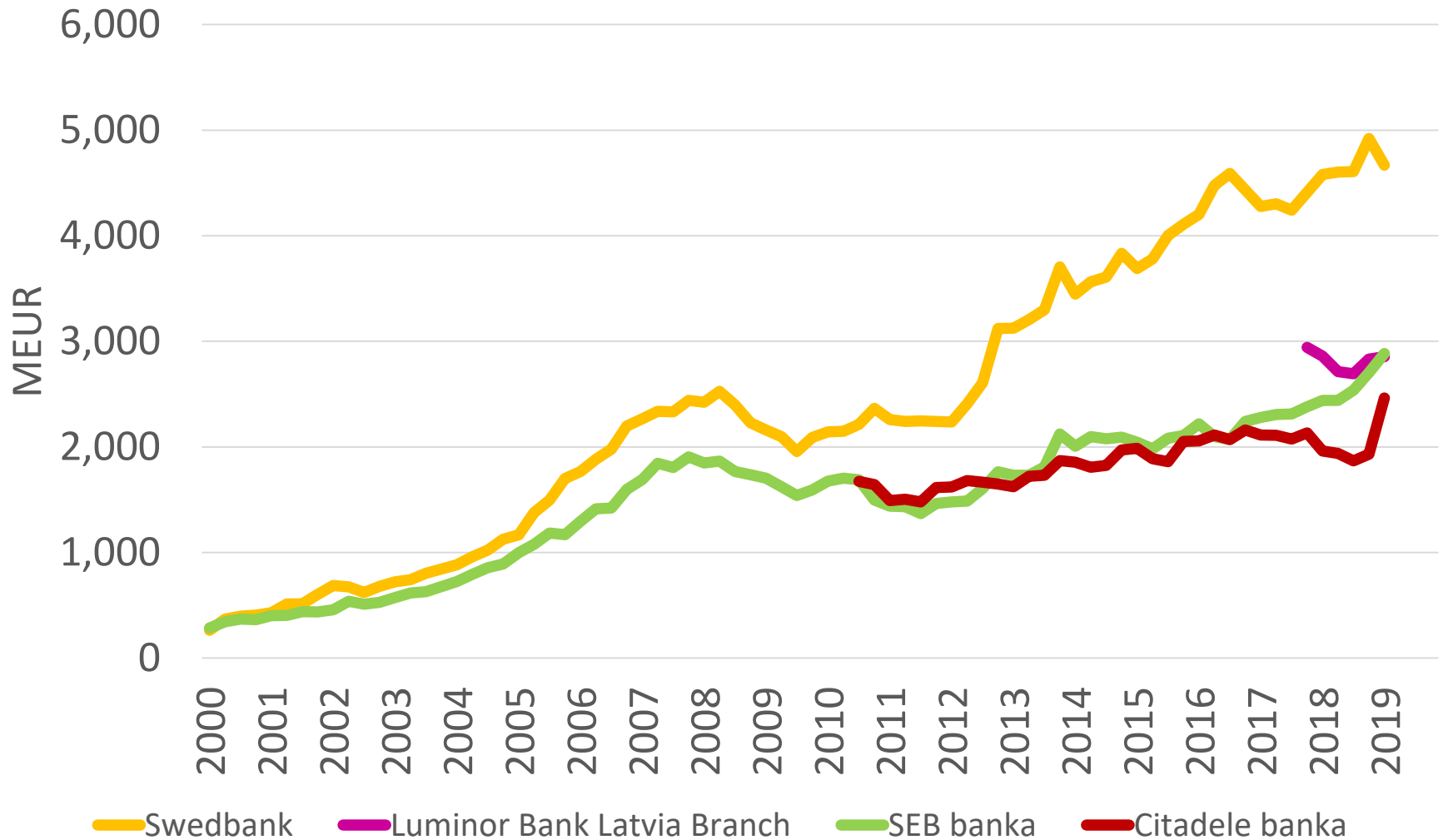
Change of deposits of companies 31.03.2019 vs 31.12.2018, MEUR



Deposits by term as of 31.03.2019, MEUR

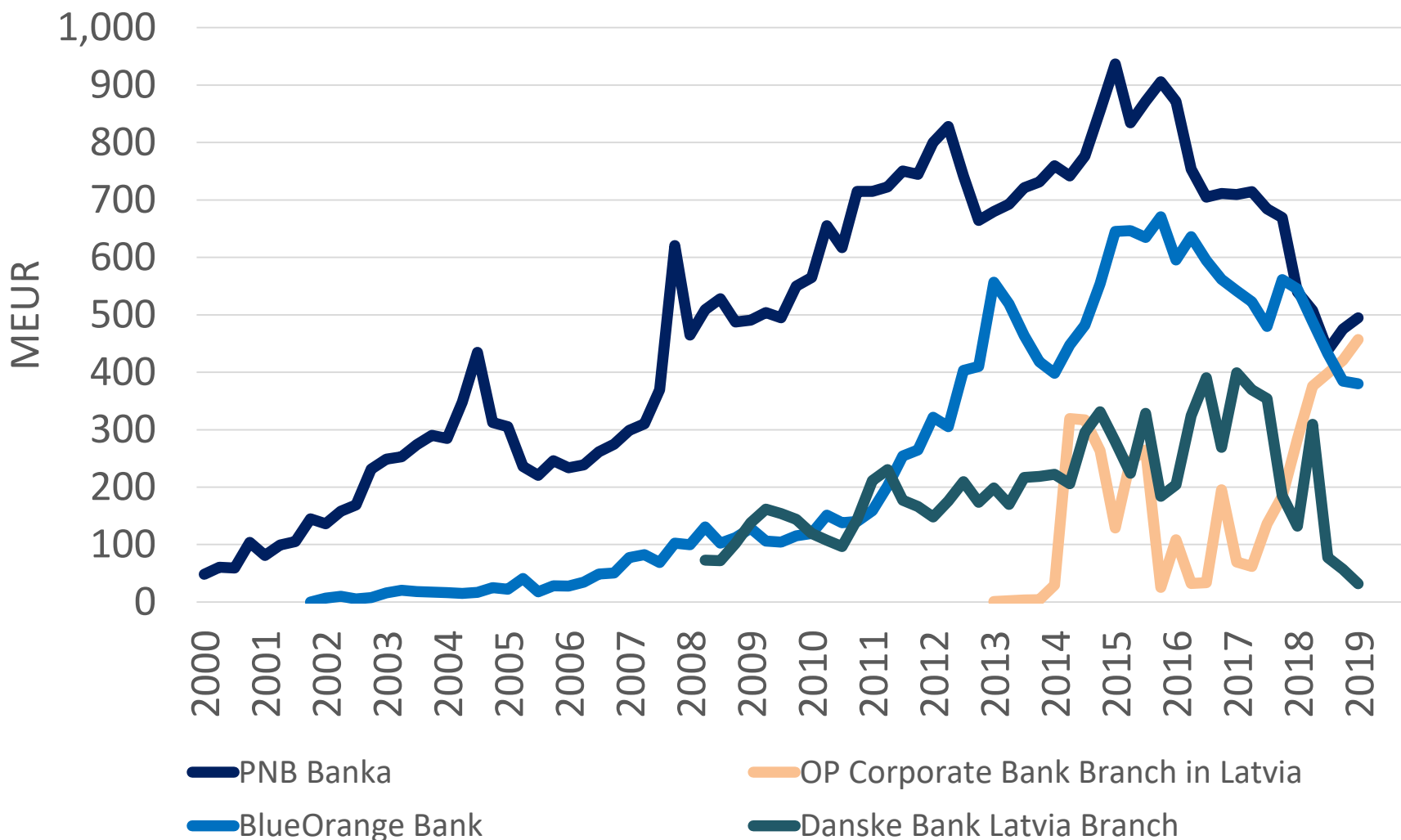
Name	Deposits	Short term		Long term	
		Value	Proportion, %	Value	Proportion, %
Swedbank	4,667.3	4,168.9	89.3%	498.4	10.7%
SEB banka	2,883.5	2,400.2	83.2%	483.3	16.8%
Luminor Bank Latvia branch	2,854.5	2,409.9	84.4%	444.6	15.6%
Citadele banka	2,464.2	1,993.0	80.9%	471.2	19.1%
PNB Banka	494.8	272.0	55.0%	222.7	45.0%
OP Corporate Bank branch Latvia	457.0	456.3	99.9%	0.0	0.0%
BlueOrange Bank	379.9	169.9	44.7%	209.9	55.3%
Baltic International Bank	247.8	192.0	77.5%	55.8	22.5%
Regionala investiciju banka	219.5	182.2	83.0%	37.2	17.0%
Rigensis Bank	194.0	187.6	96.7%	6.4	3.3%
Meridian Trade Bank	162.5	120.7	74.2%	41.9	25.8%
LPB Bank	150.0	117.8	78.5%	32.2	21.5%
PrivatBank	147.4	54.3	36.9%	93.1	63.1%
Signet Bank	124.3	91.1	73.3%	33.2	26.7%
Danske Bank Latvia branch	31.9	31.9	100.0%	0.0	0.0%
Expobank	23.4	13.8	59.0%	9.6	41.0%
Total banking industry	16,682.4	13,453.9	80.6%	3,228.5	19.4%
Altum	0.0	0.0	0.0%	0.0	0.0%

Deposits at banks 2000-2019* (1)



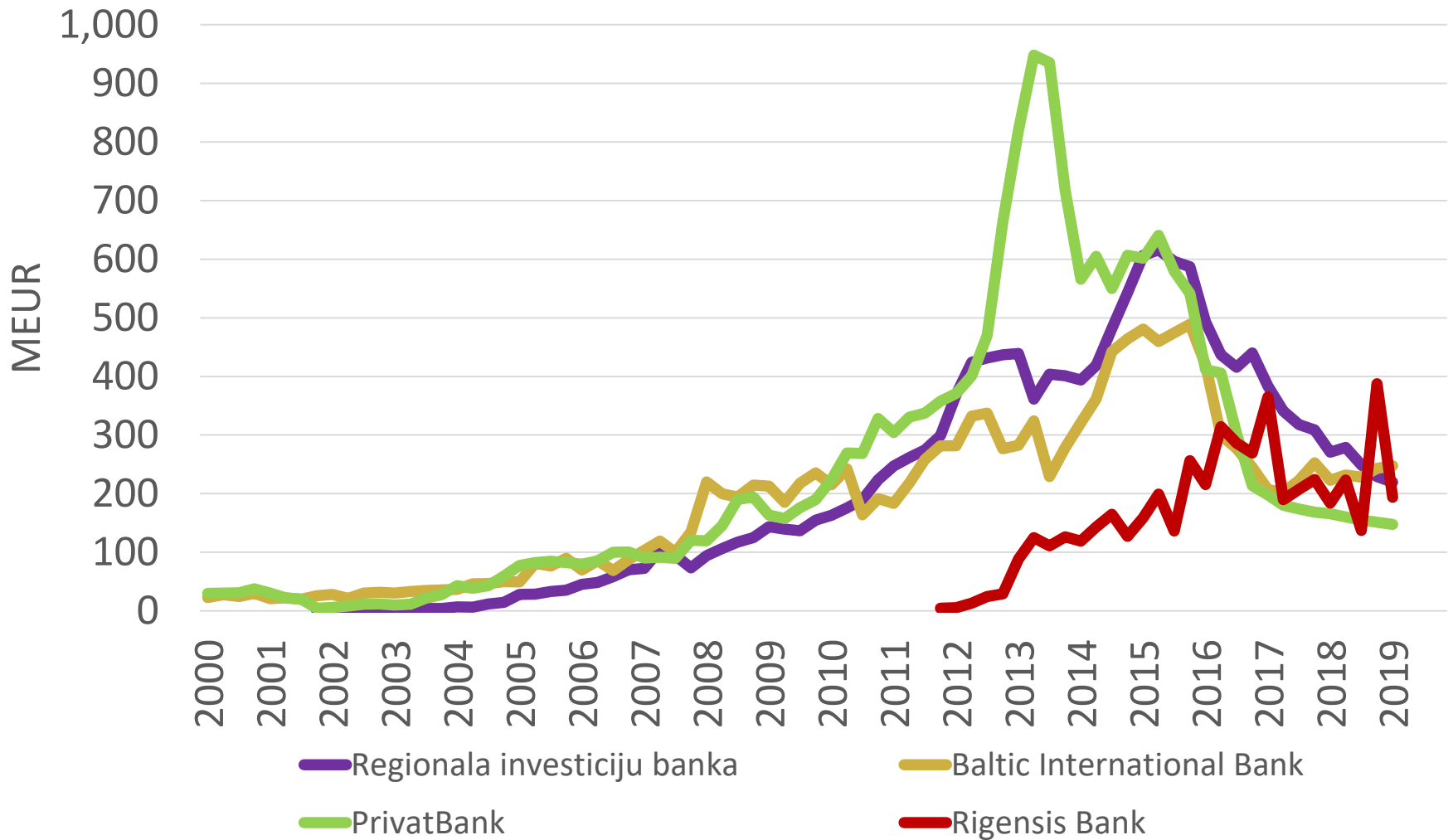
* 1st quarter 2019

Deposits at banks 2000-2019* (2)



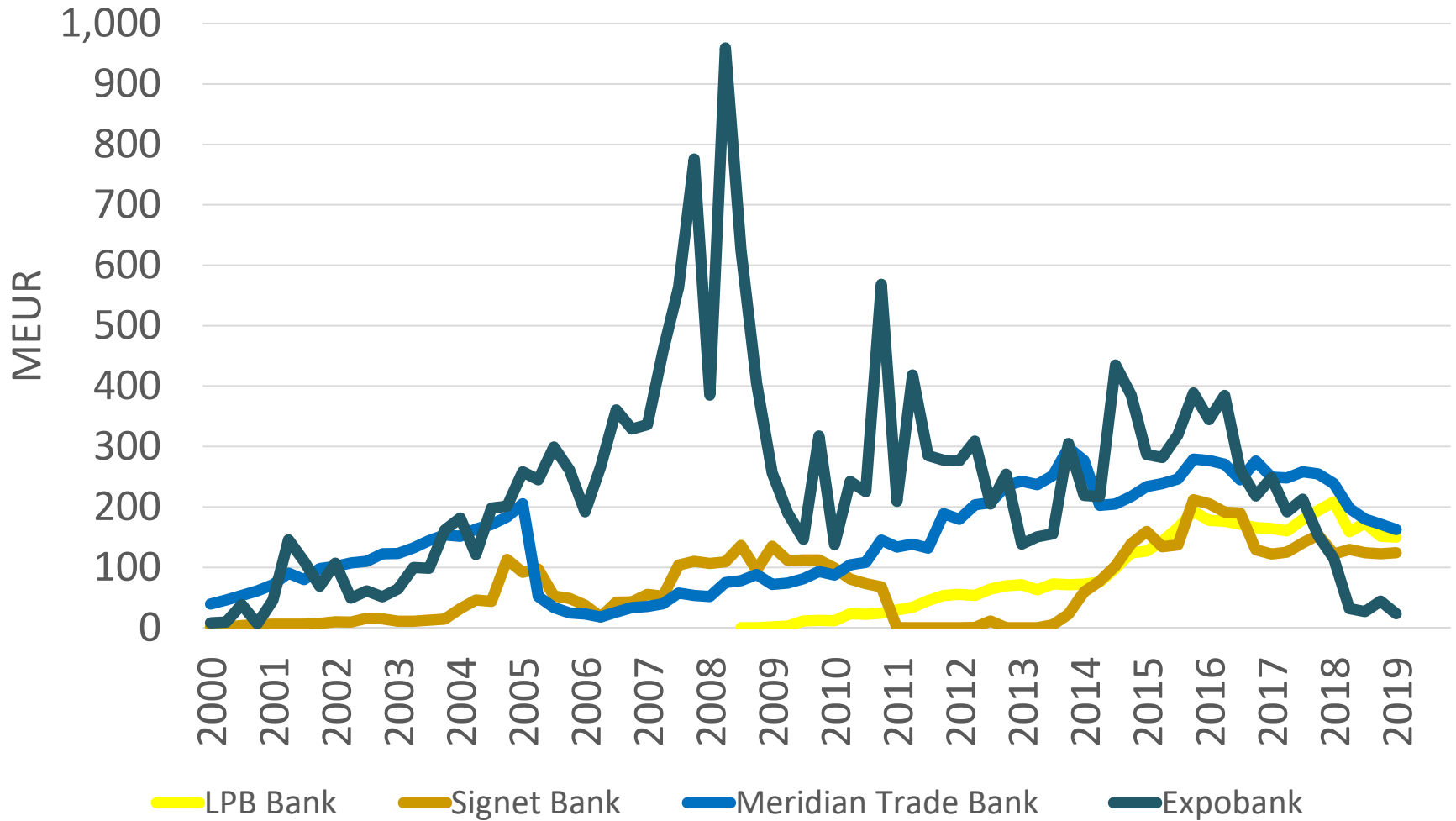
* 1st quarter 2019

Deposits at banks 2000-2019* (3)



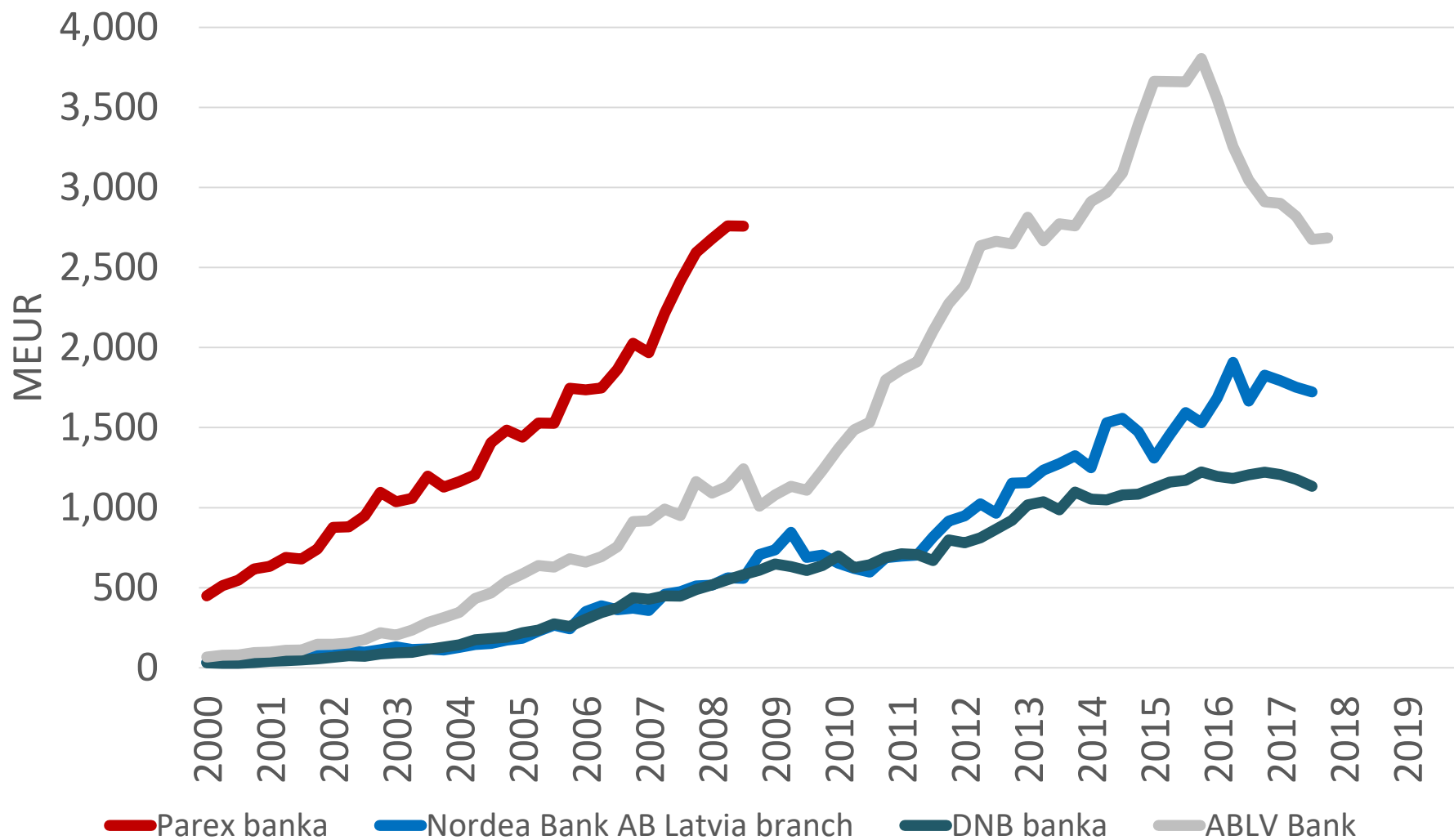
* 1st quarter 2019

Deposits at banks 2000-2019* (4)



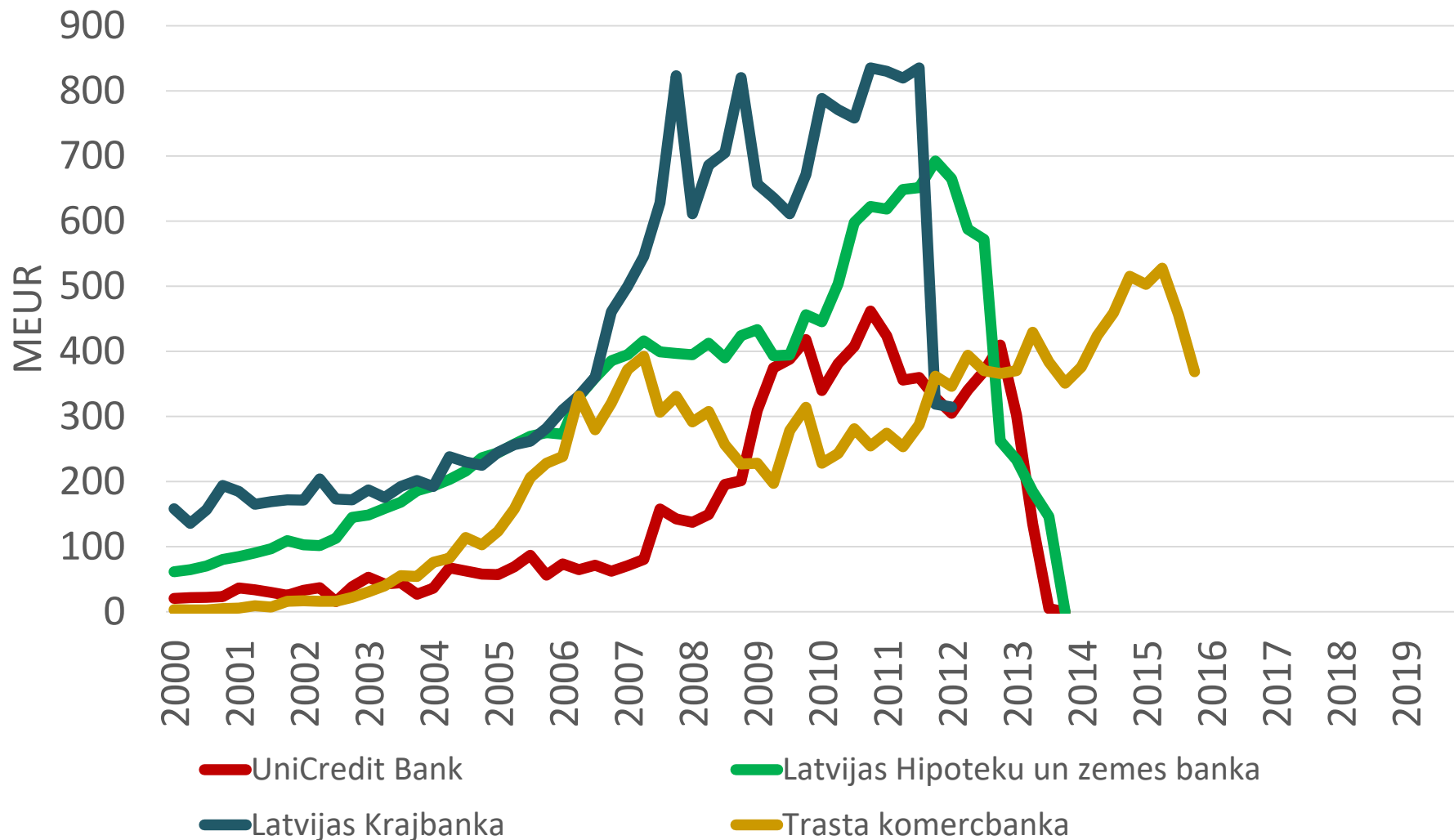
* 1st quarter 2019

Historic: deposits at banks 2000-2019* (1)



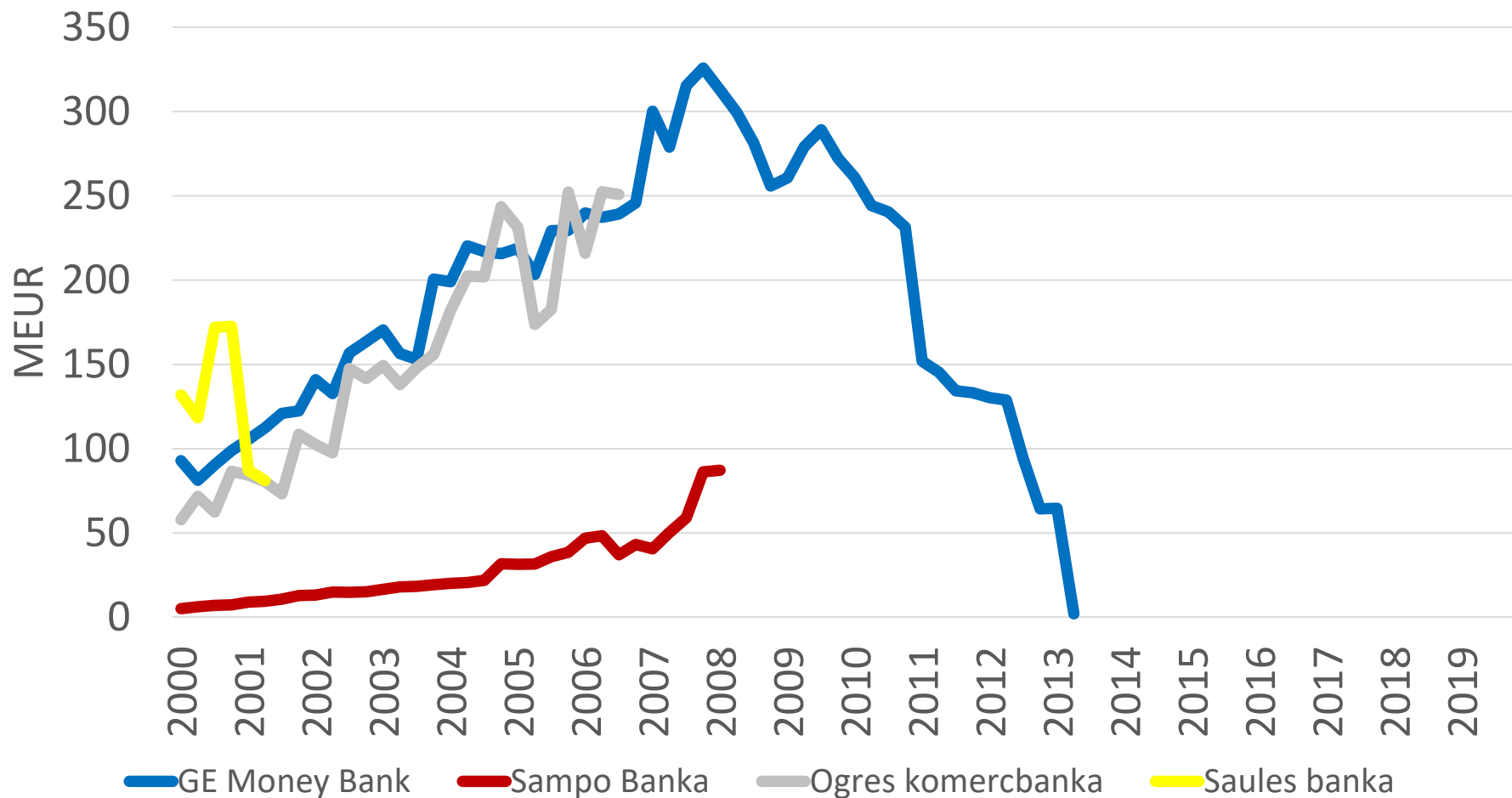
* 1st quarter 2019

Historic: deposits at banks 2000-2019* (2)



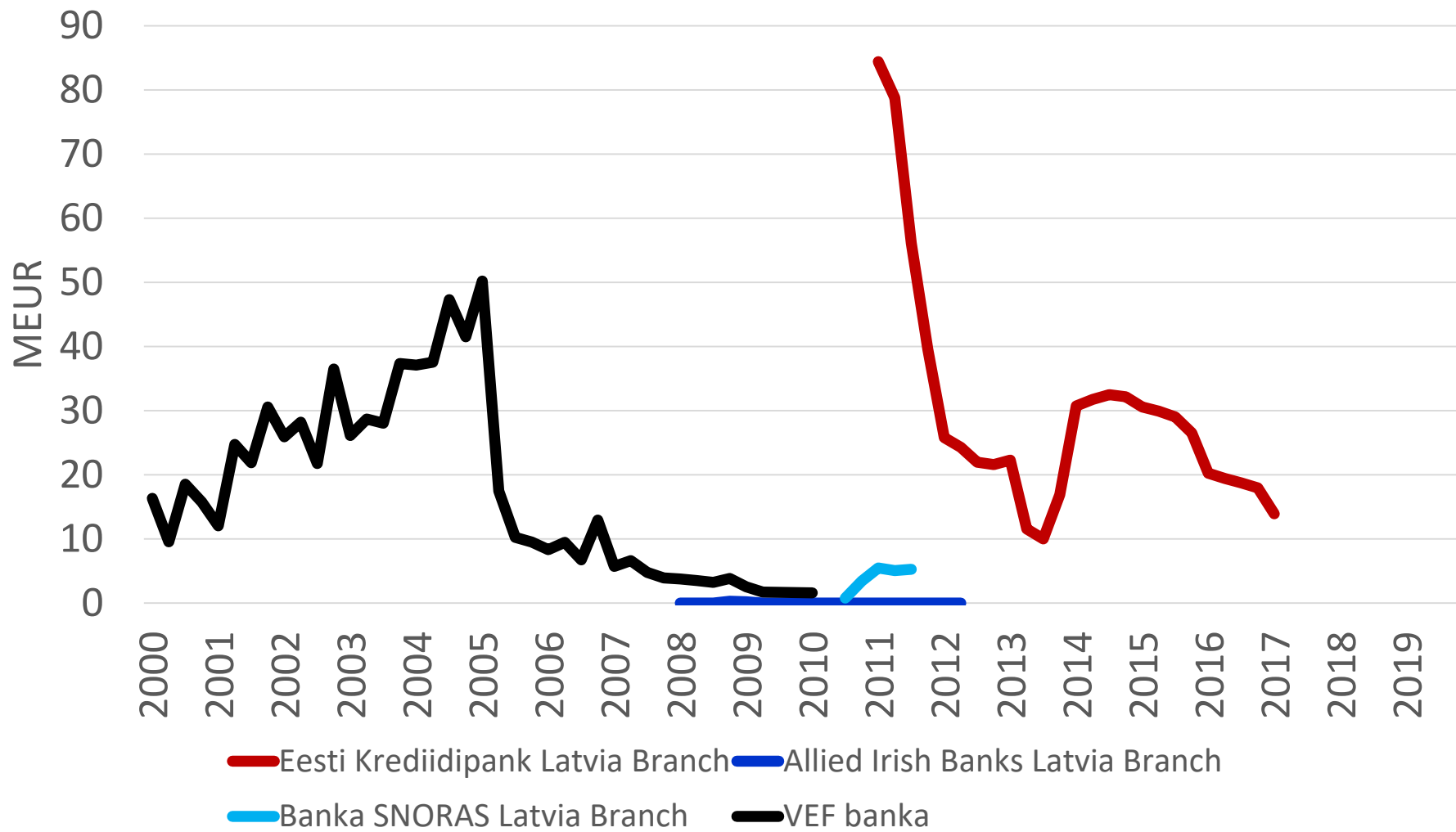
* 1st quarter 2019

Historic: deposits at banks 2000-2019* (3)



* 1st quarter 2019

Historic: deposits at banks 2000-2019* (4)



* 1st quarter 2019

6. ASSETS UNDER MANGEMENT AND ADMINISTRATION

Total* assets under management and administration as of 31.03.2019, MEUR

Name	Value	Change in 2019	
Swedbank	4,106.5	321.6	8.5%
SEB banka	3,448.9	197.0	6.1%
Citadele banka	1,432.3	133.9	10.3%
Luminor Bank Latvia branch	942.5	14.4	1.6%
Signet Bank	608.0	103.9	20.6%
PNB Banka	404.9	17.5	4.5%
Expobank	235.6	12.9	5.8%
BlueOrange Bank	232.1	63.2	37.4%
Baltic International Bank	91.2	16.9	22.7%
Regionala investiciju banka	84.3	-3.7	-4.2%
Rigensis Bank	36.1	0.5	1.4%
LPB Bank	30.0	-0.1	-0.4%
PrivatBank	11.3	-1.9	-14.2%
Meridian Trade Bank	1.0	0.0	0.0%
Danske Bank Latvia branch	0.0	0.0	0.0%
OP Corporate Bank branch Latvia	0.0	0.0	0.0%
Total banking industry	11,664.8	876.1	8.1%
Altum	0.0	0.0	0.0%

* - banks and investment management companies

Assets under management and administration at banks as of 31.03.2019, MEUR

Name	Value	Change in 2019	
Swedbank	2,297.0	192.5	9.1%
SEB banka	1,961.6	105.2	5.7%
Citadele banka	683.3	86.6	14.5%
Signet Bank	552.3	103.1	23.0%
Luminor Bank Latvia branch	369.9	-33.8	-8.4%
Expobank	235.6	12.9	5.8%
BlueOrange Bank	232.1	63.2	37.4%
PNB Banka	139.8	8.9	6.8%
Baltic International Bank	91.2	16.9	22.7%
Regionala investiciju banka	84.3	-3.7	-4.2%
Rigensis Bank	36.1	0.5	1.4%
LPB Bank	30.0	-0.1	-0.4%
PrivatBank	11.3	-1.9	-14.2%
Meridian Trade Bank	1.0	0.0	0.0%
Danske Bank Latvia branch	0.0	0.0	0.0%
OP Corporate Bank branch Latvia	0.0	0.0	0.0%
Total banking industry	6,725.6	550.3	8.9%
Altum	0.0	0.0	0.0%

Assets under management and administration at investment management companies as of 31.03.2019, MEUR

Name	Value	Change in 2019	
Swedbank	1,809.5	129.2	7.7%
SEB banka	1,487.3	91.8	6.6%
Citadele banka	749.0	47.3	6.7%
Luminor Bank Latvia branch	572.6	48.2	9.2%
PNB Banka	265.0	8.6	3.4%
Signet Bank	55.7	0.8	1.5%
Expobank	0.0	0.0	0.0%
BlueOrange Bank	0.0	0.0	0.0%
Regionala investiciju banka	0.0	0.0	0.0%
Baltic International Bank	0.0	0.0	0.0%
Rigensis Bank	0.0	0.0	0.0%
LPB Bank	0.0	0.0	0.0%
PrivatBank	0.0	0.0	0.0%
Meridian Trade Bank	0.0	0.0	0.0%
Danske Bank Latvia branch	0.0	0.0	0.0%
OP Corporate Bank branch Latvia	0.0	0.0	0.0%
Total banking industry	4,939.2	325.8	7.1%
Altum	0.0	0.0	0.0%

7. FINANCIAL RATIOS

Financial ratios as of 31.03.2019

Name	Capital Adequacy Ratio ¹	Liquidity coverage ratio ²	Return on Equity (ROE) ³	Return on Assets (ROA) ⁴
Baltic International Bank	13.4%	226.0%	-2.6%	-0.2%
BlueOrange Bank	15.4%	295.5%	19.2%	2.5%
Citadele banka	19.5%	229.8%	7.9%	0.8%
Expobank	77.3%	1365.0%	-2.6%	-1.3%
LPB Bank	21.7%	161.8%	21.5%	3.3%
Meridian Trade Bank	9.7%	524.0%	11.0%	0.5%
PNB Banka	12.6%	440.7%	-11.9%	-1.0%
PrivatBank	28.9%	596.9%	-9.2%	-1.6%
Regionala investiciju banka	27.3%	197.4%	17.1%	2.1%
Rigensis Bank	27.3%	354.2%	5.7%	1.3%
SEB banka	17.6%	138.2%	13.8%	1.3%
Signet Bank	28.8%	656.6%	1.0%	0.1%
Swedbank	28.5%	270.0%	14.4%	2.0%

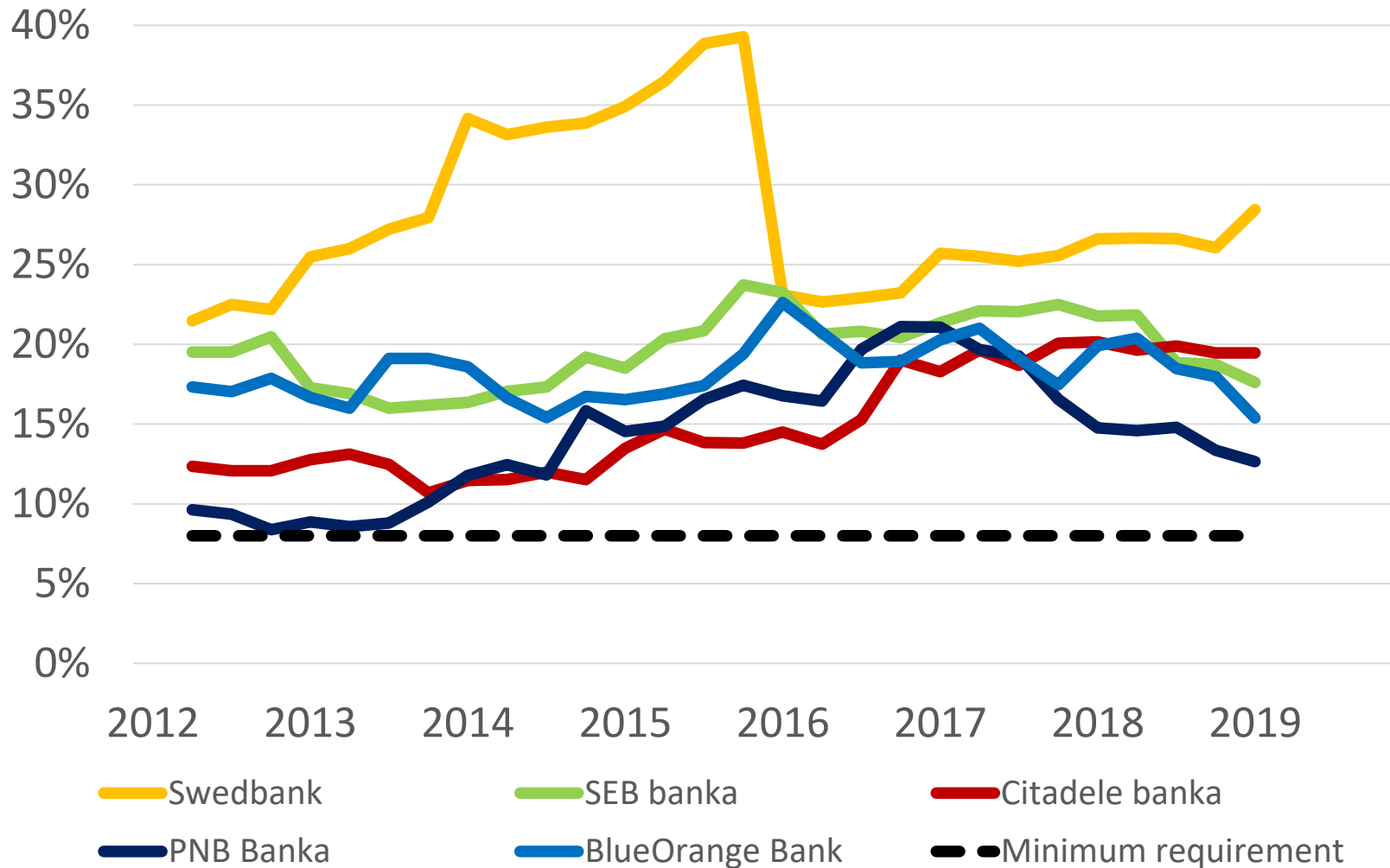
1 Total capital ratio, including adjustments; min requirement 8% according to legislation;

2 Minimum requirement 100%;

3 Return on equity (ROE) – proportion of annualized profit/loss of a period from average capital and reserves;

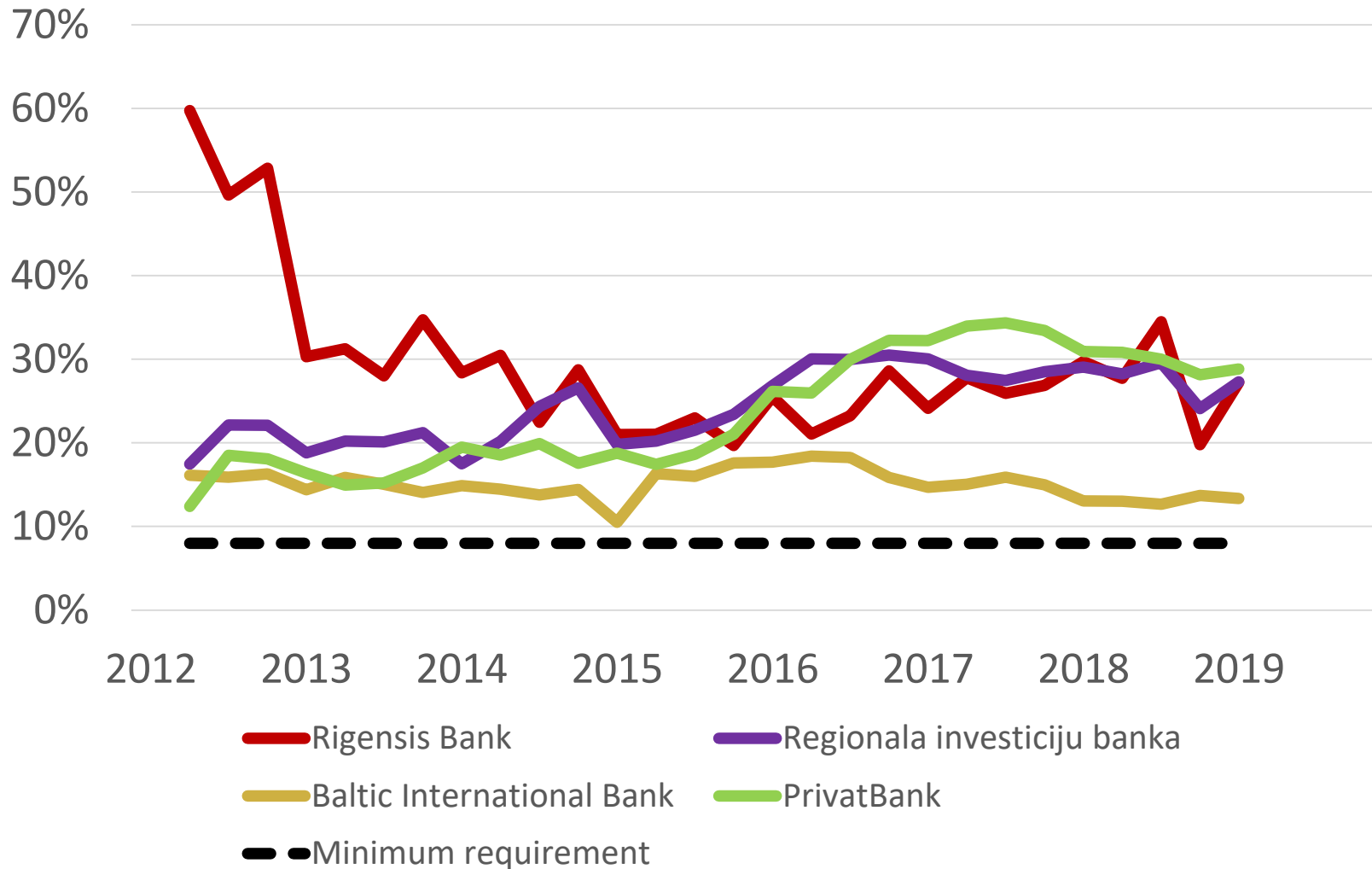
4 Return on assets (ROA) – proportion of annualized profit/loss of a period from average assets.

Capital adequacy ratio 2012-2019* (1)



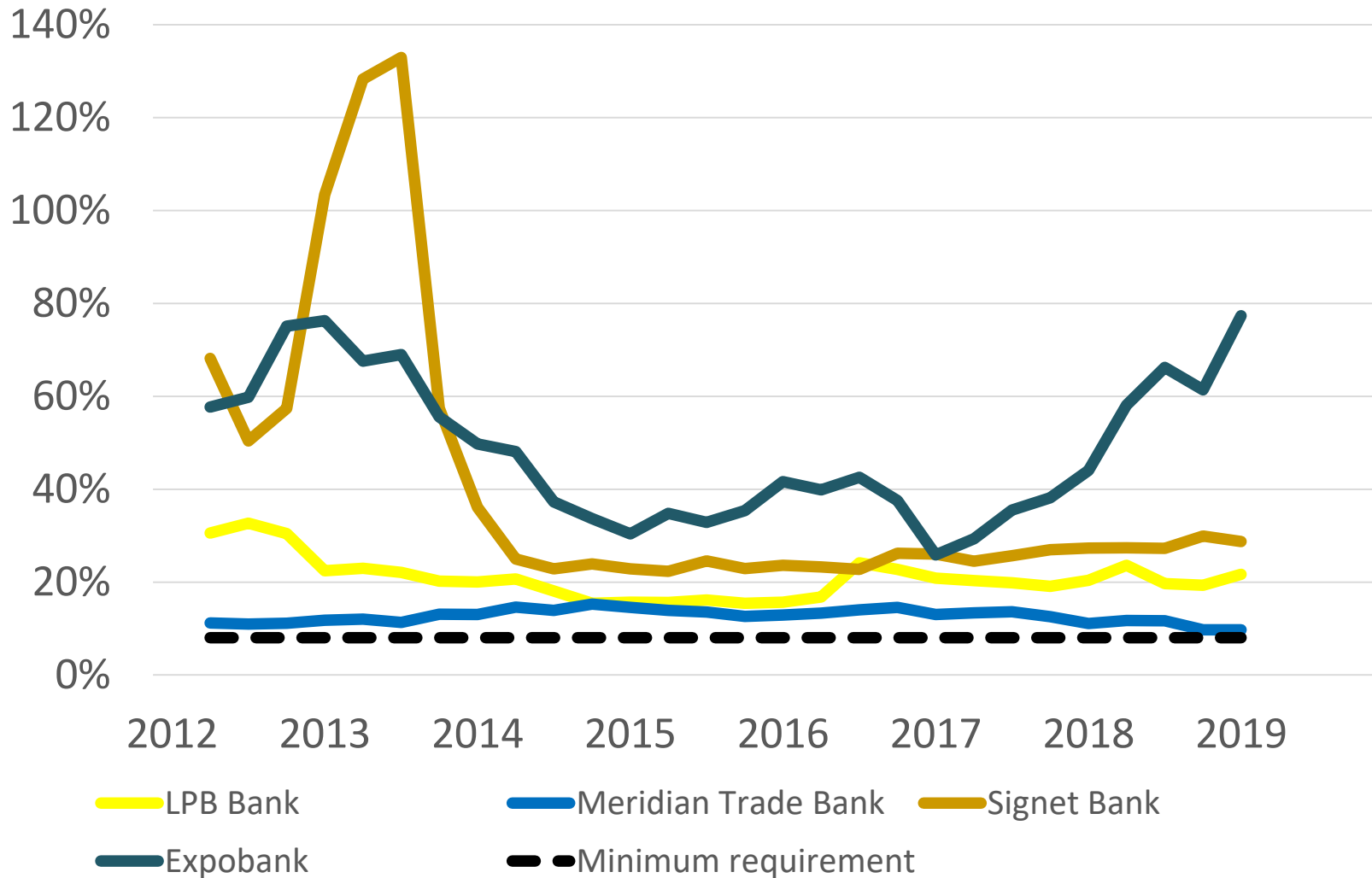
* 1st quarter 2019

Capital adequacy ratio 2012-2019* (2)



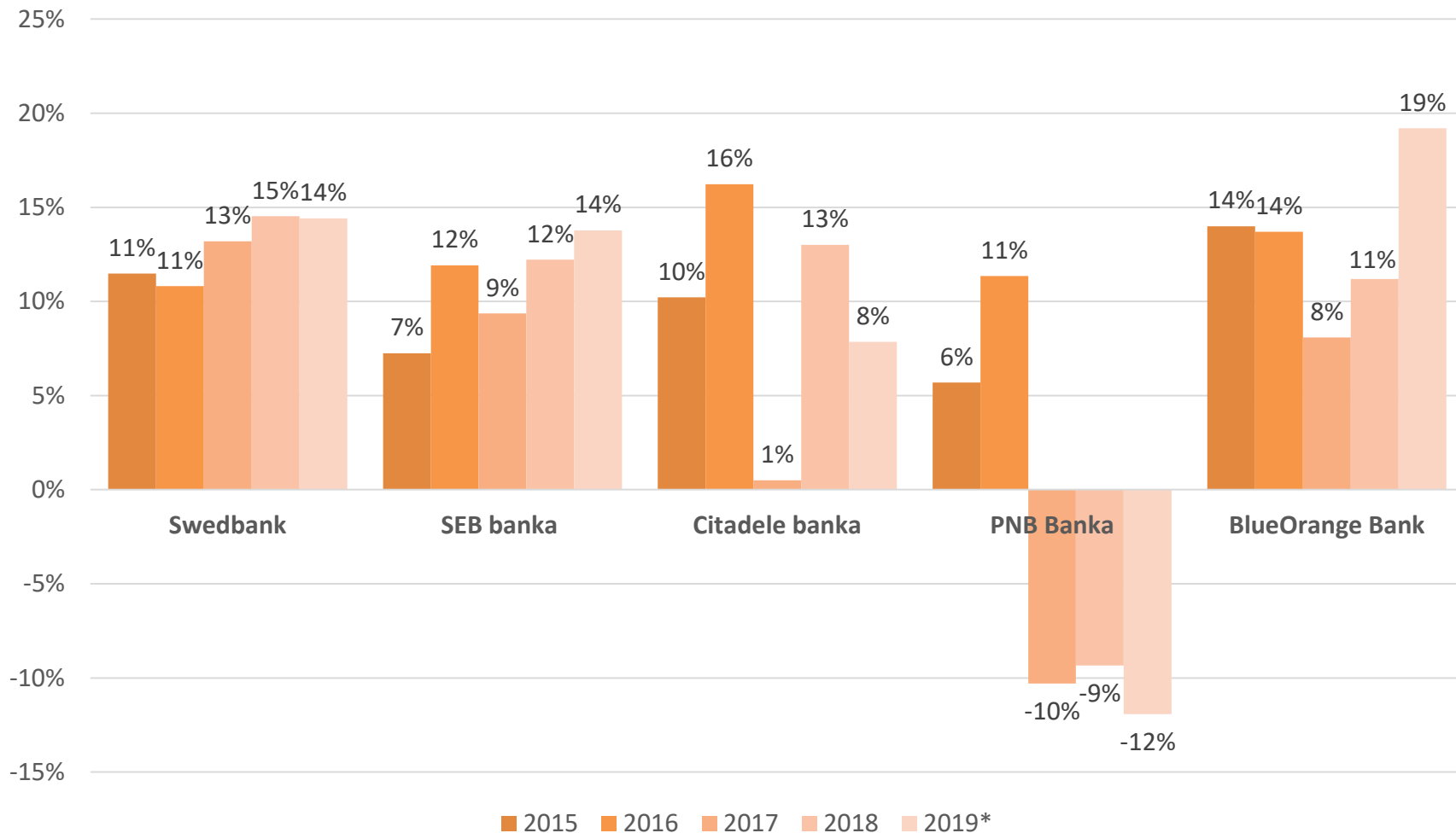
* 1st quarter 2019

Capital adequacy ratio 2012-2019* (3)



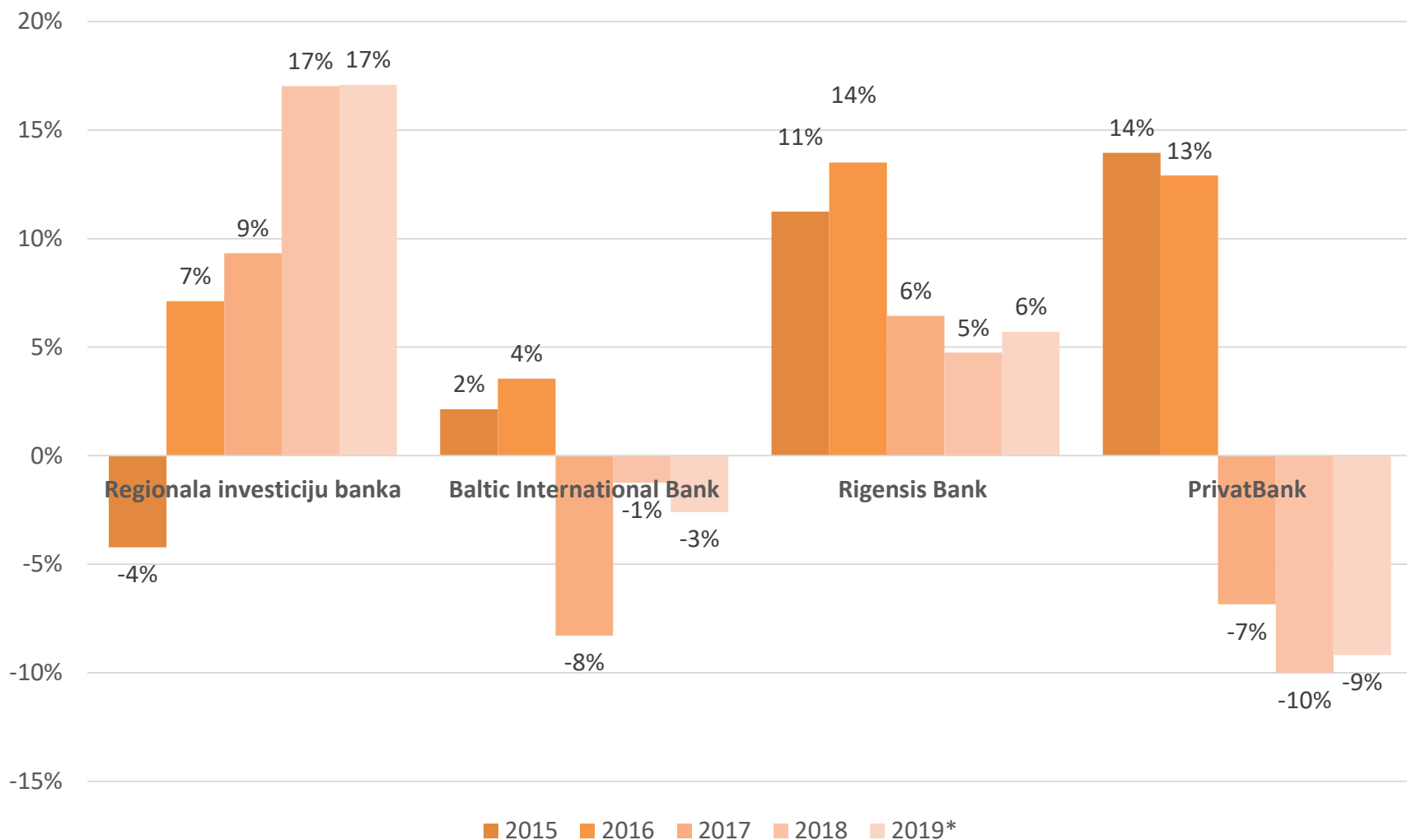
* 1st quarter 2019

Return on equity 2015-2019* (1)



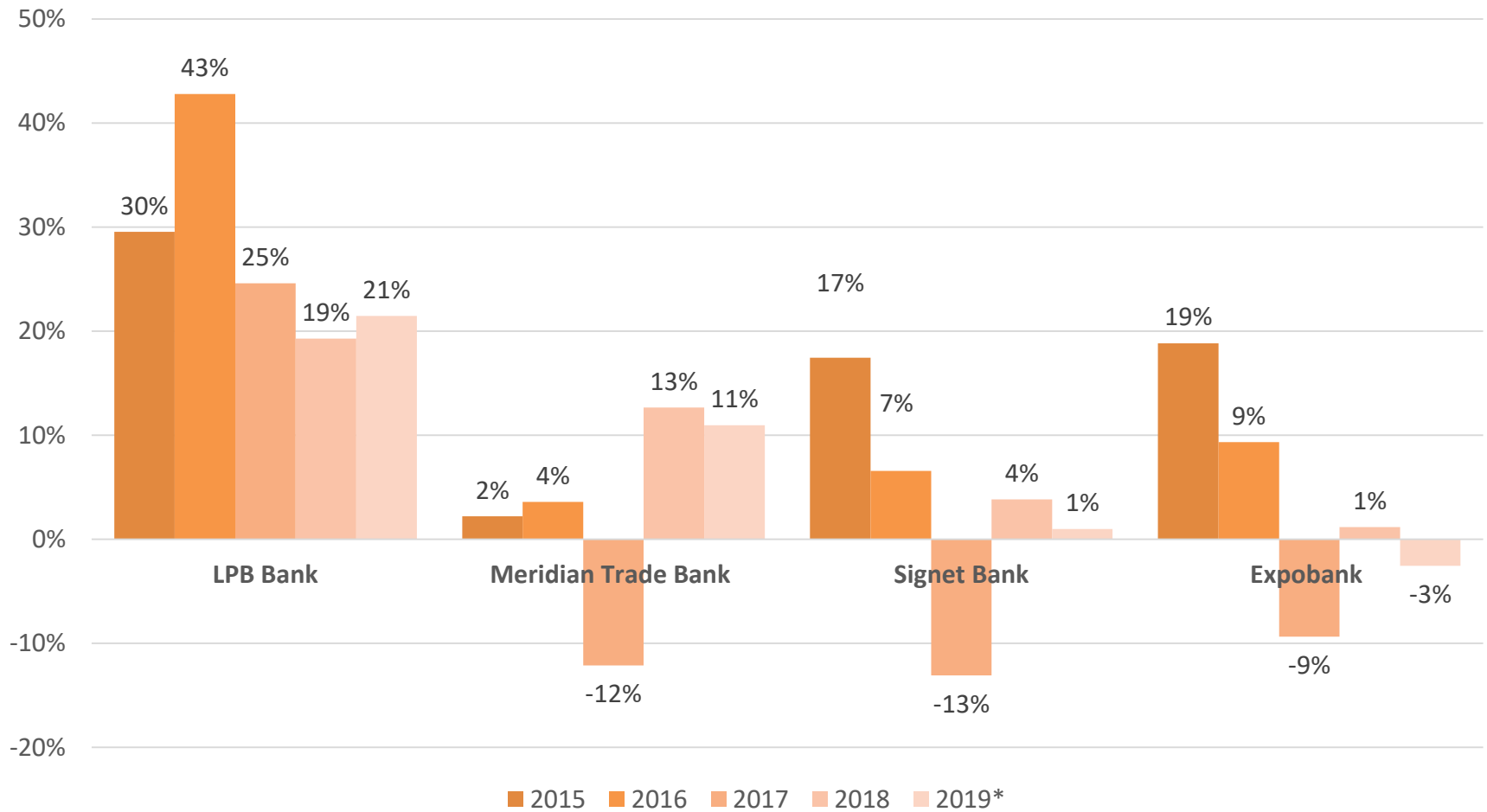
* 1st quarter 2019

Return on equity 2015-2019* (2)



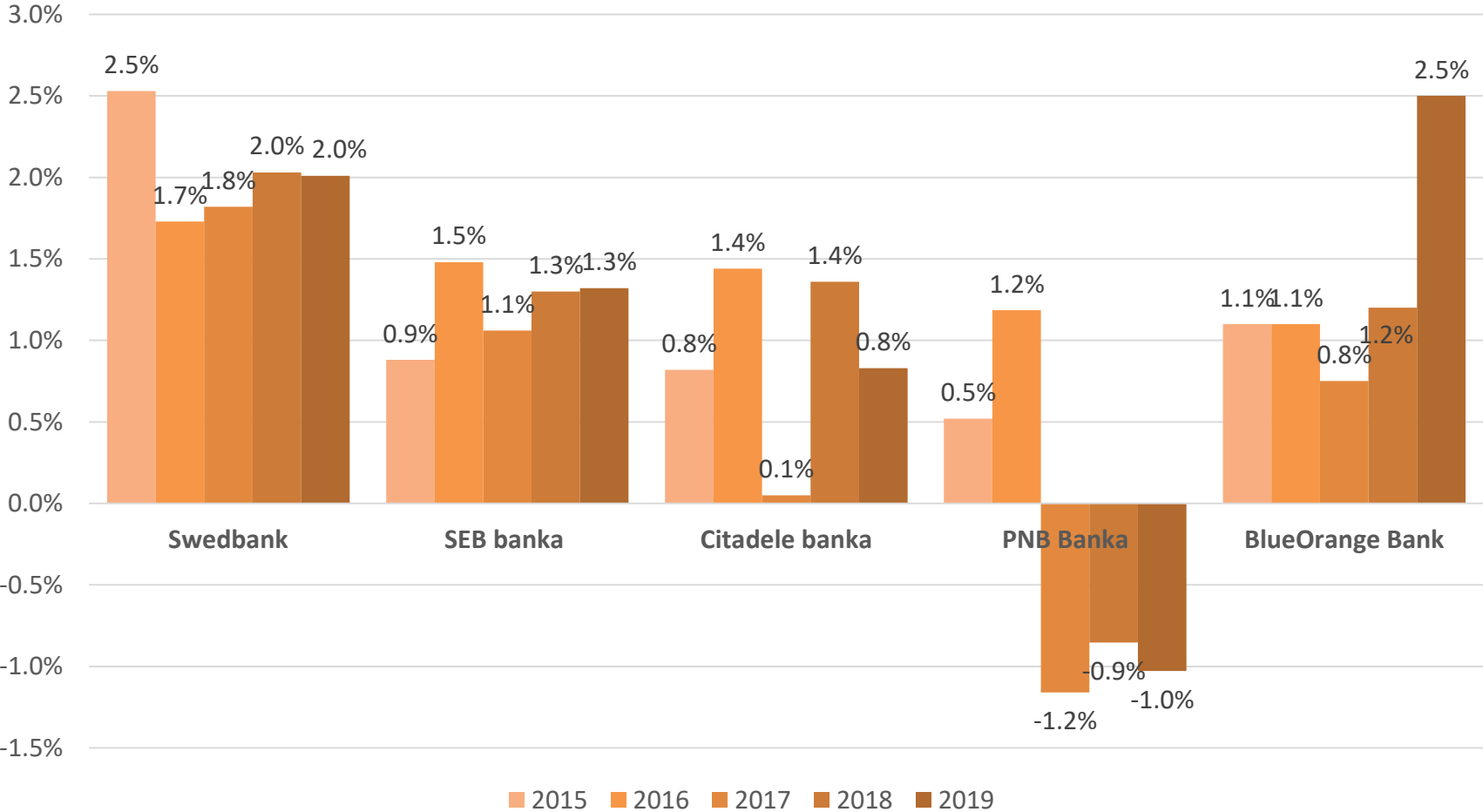
* 1st quarter 2019

Return on equity 2015-2019* (3)



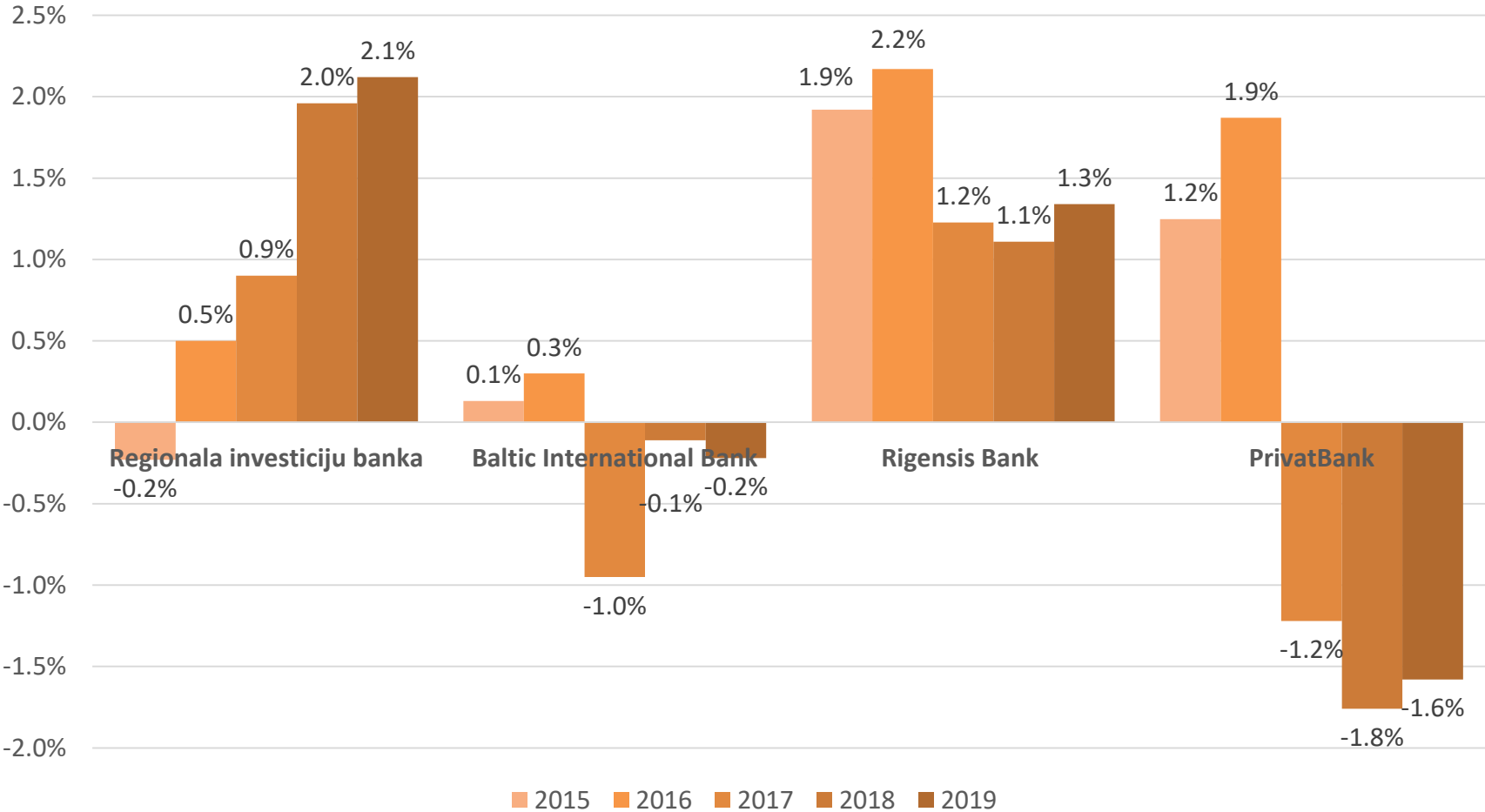
* 1st quarter 2019

Return on assets 2015-2019* (1)



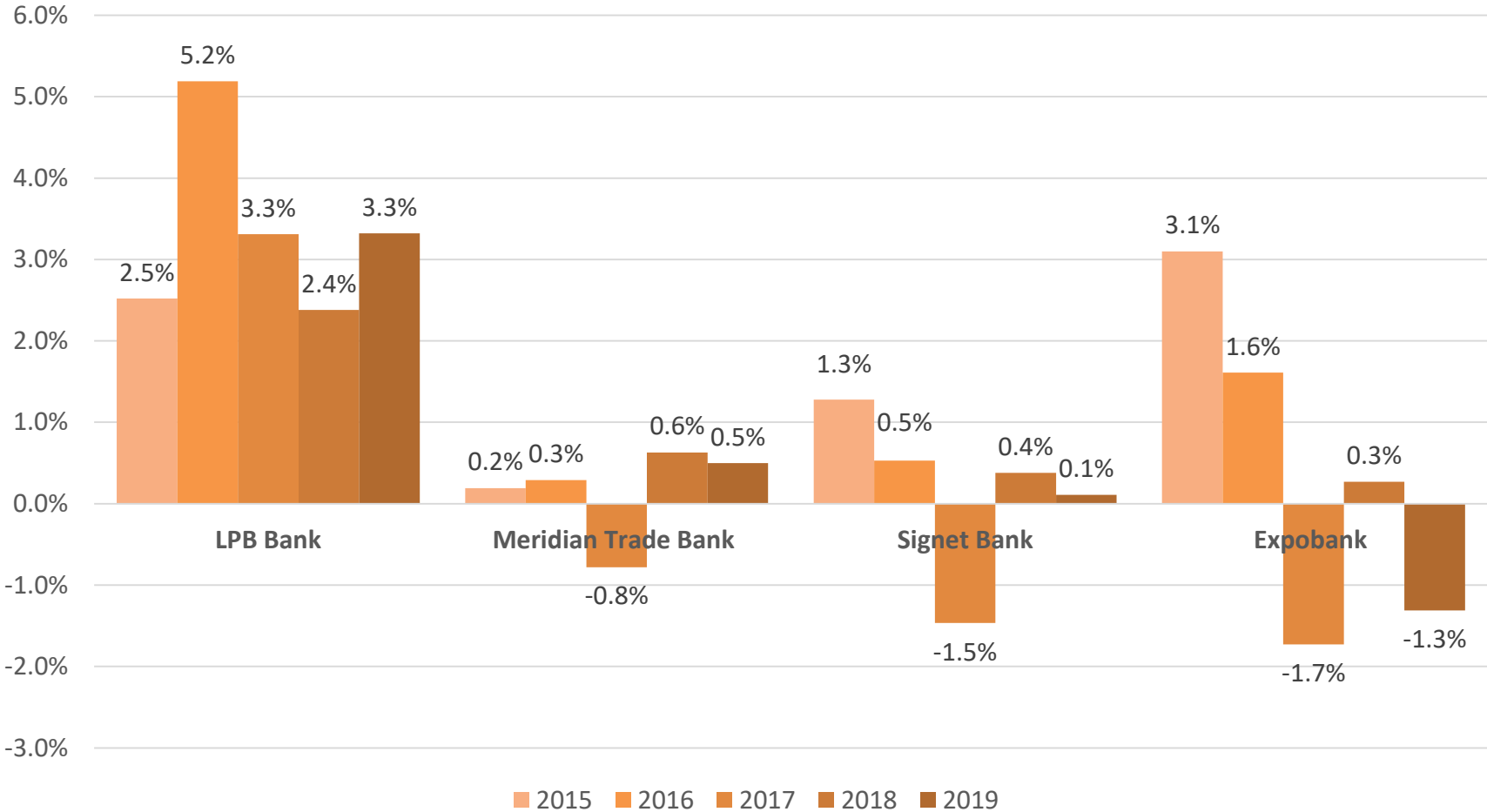
* 1st quarter 2019

Return on assets 2015-2019* (2)



* 1st quarter 2019

Return on assets 2015-2019* (3)



* 1st quarter 2019

METHODOLOGY

- Data source: information from commercial banks, non-audited data;
- Capital of foreign branches is not separated, and related ratios are not calculated;
- Profit of foreign branches is not reported;
- Data of the members of Finance Latvia Association is reported;
- Altum data available from the 2nd quarter 2018;
- Banking licence of ABLV Bank AS was cancelled on July 11, 2018; it influenced total banking sector results in the 3rd quarter 2018;
- Data of assets under management and administration is reported starting from 30.06.2018.

THANK YOU FOR YOUR ATTENTION!

 Doma laukumā 8A, Rīgā, LV-1050

 +371 67284528

 info@financelatvia.eu

 www.financelatvia.eu