

OPERATING RESULTS OF LATVIAN COMMERCIAL BANKS

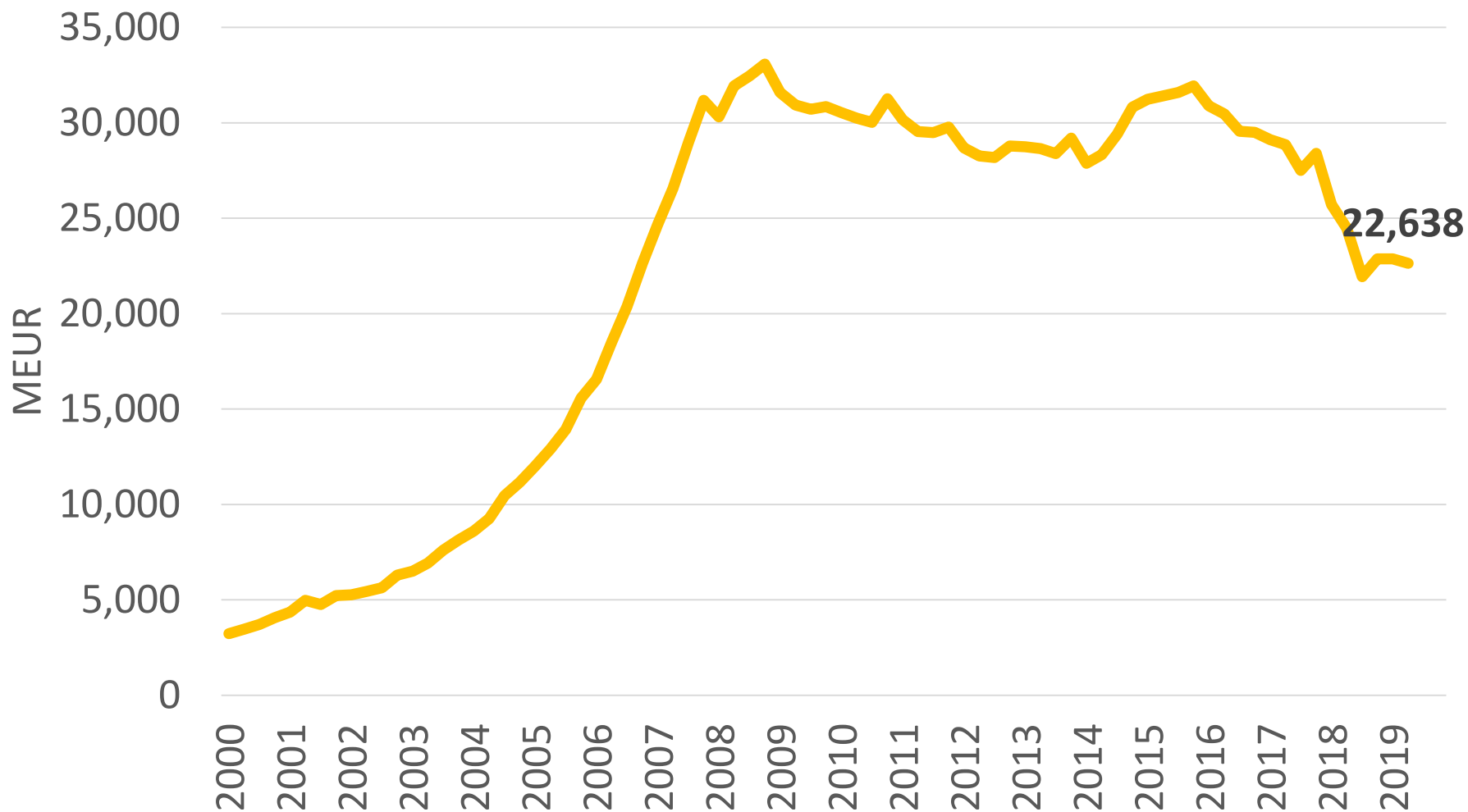
2nd quarter 2019

CONTENTS

1. Gross assets
2. Capital
3. Profit
4. Issued loans
5. Deposits
6. Assets under management and administration
7. Financial ratios

1. GROSS ASSETS

Gross assets of Latvian banking sector 2000-2019*



* 1st half 2019

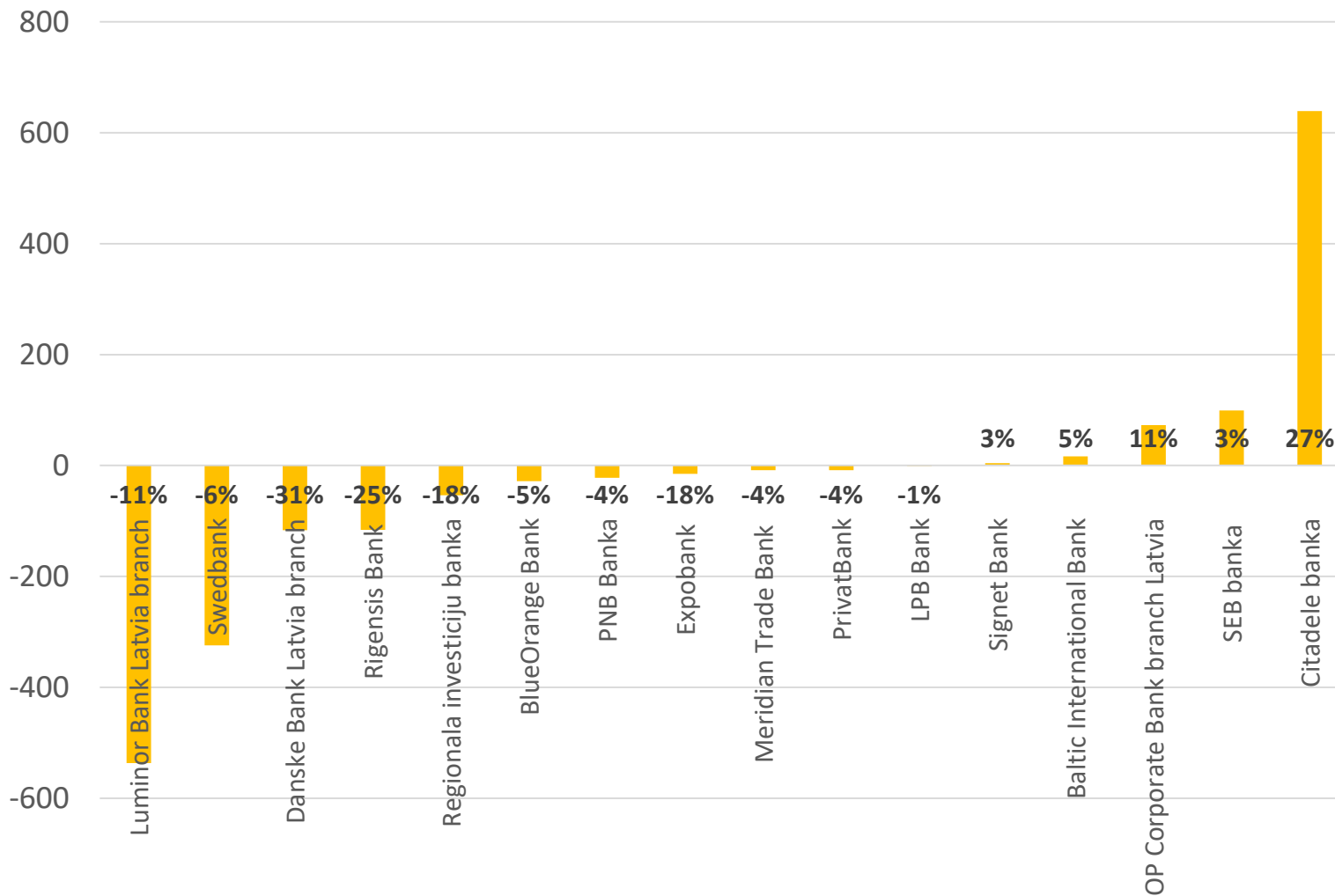
Gross assets of Latvian banking sector

- Total gross assets of Latvian commercial banks were EUR 22.6 billion as of June 30,2019;
- The value of assets has decreased by -1% or -0.2 billion EUR in the 2nd quarter 2019;
- Total gross assets decreased by -8% or -1.8 billion EUR in the last 12 months period;
- Total assets' value decreased due to banks' strategic changes, change of business models and optimization of capital expenses and cancellation of ABLV Bank's licence.

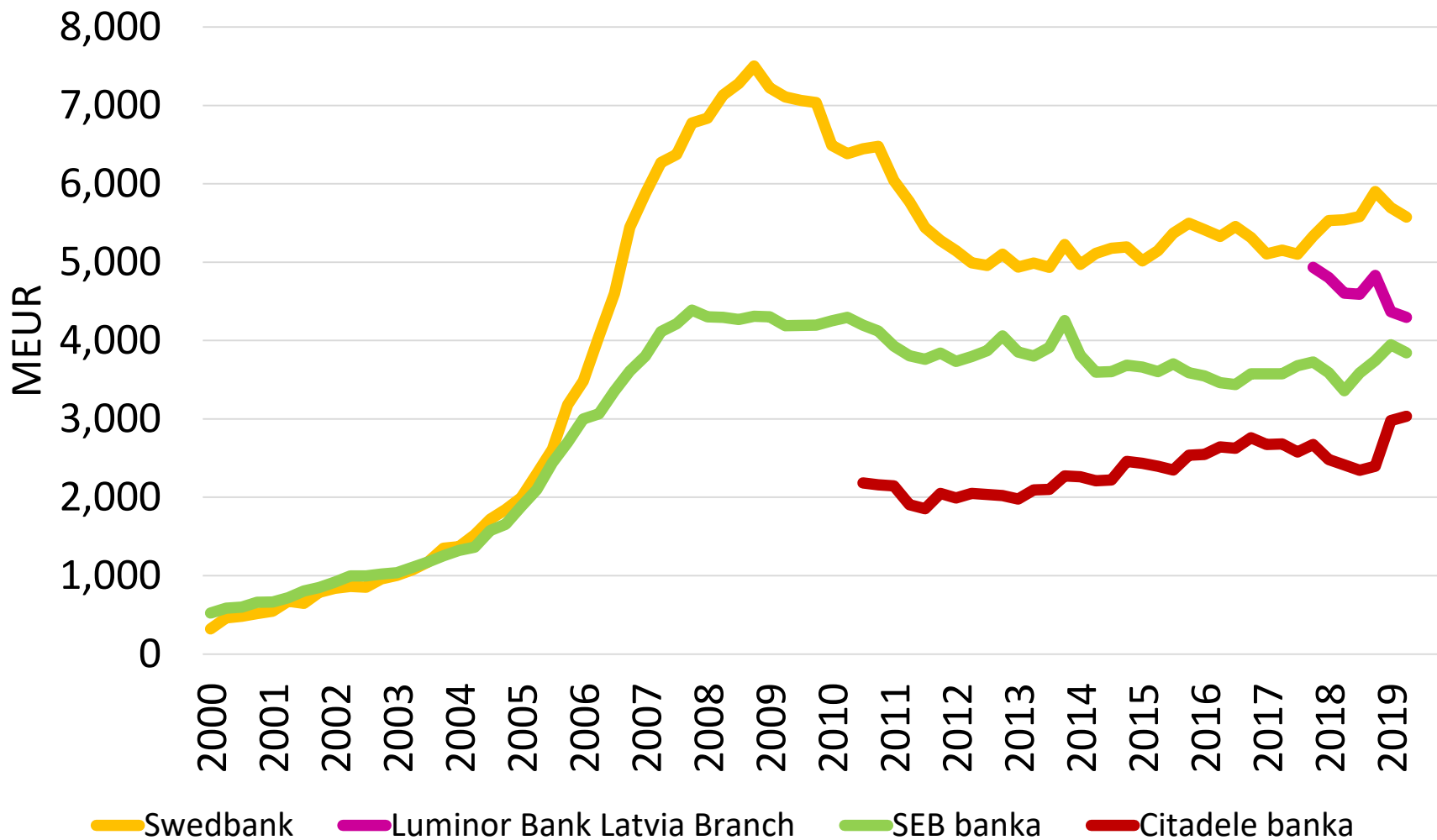
Gross assets as of 30.06.2019., MEUR

Name	Value	Change in 2019	
Swedbank	5,575.3	-324.5	-5.5%
Luminor Bank Latvia branch	4,295.9	-536.5	-11.1%
SEB banka	3,842.9	99.1	2.6%
Citadele banka	3,034.9	639.3	26.7%
OP Corporate Bank branch Latvia	754.8	73.0	10.7%
PNB Banka	597.3	-22.3	-3.6%
BlueOrange Bank	488.6	-28.1	-5.4%
Rigensis Bank	339.7	-116.0	-25.5%
Baltic International Bank	318.0	16.3	5.4%
Danske Bank Latvia branch	263.6	-116.6	-30.7%
Regionala investiciju banka	251.7	-53.6	-17.6%
PrivatBank	225.0	-8.2	-3.5%
Meridian Trade Bank	203.3	-8.5	-4.0%
LPB Bank	197.1	-1.0	-0.5%
Signet Bank	147.4	4.3	3.0%
Expobank	67.4	-14.8	-18.0%
Total banking industry	22,637.5	-233.1	-1.0%
Altum	546.7	5.0	0.9%

Change of gross assets 30.06.2019. vs 31.12.2018., MEUR

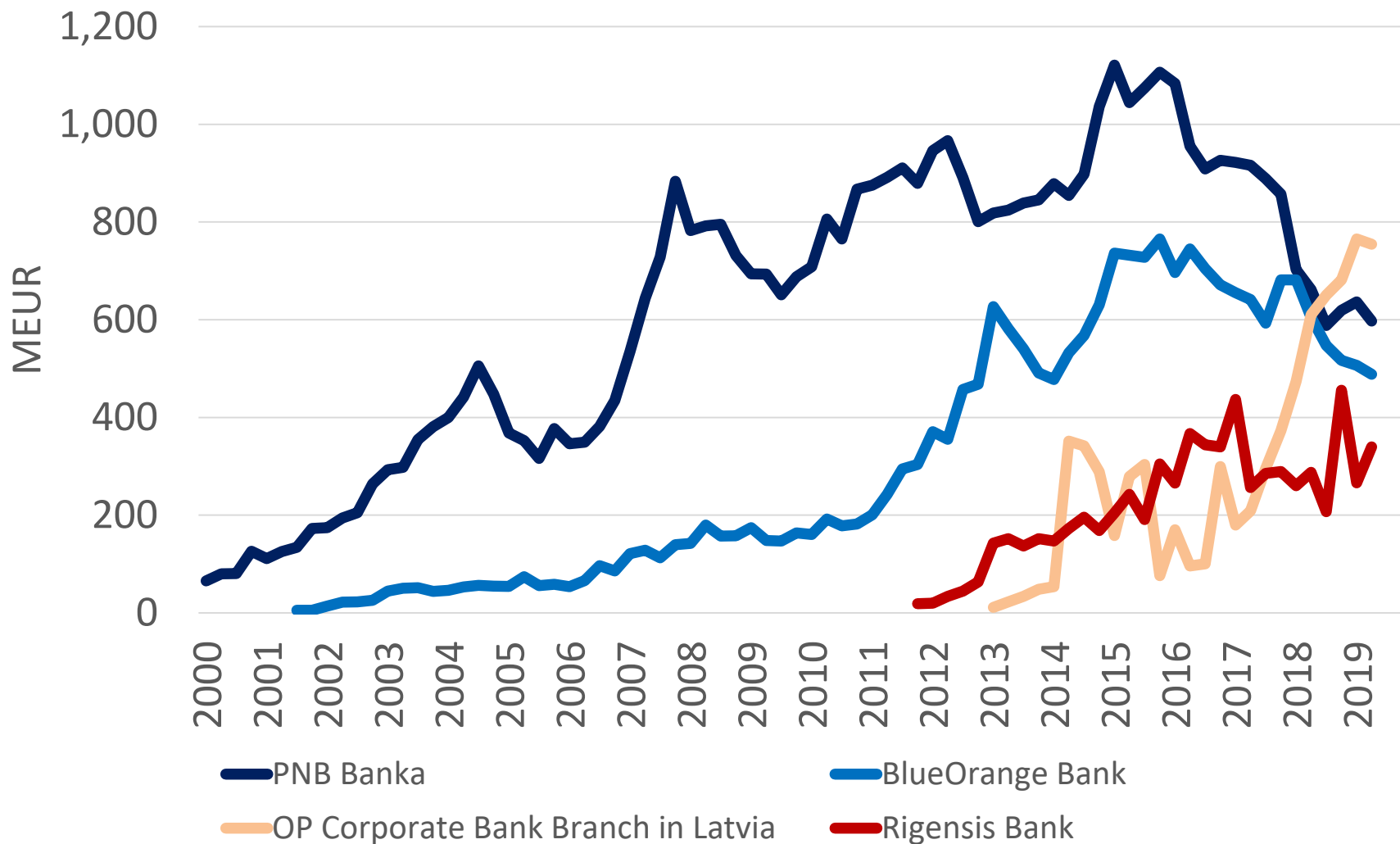


Banks' gross assets 2000-2019* (1)



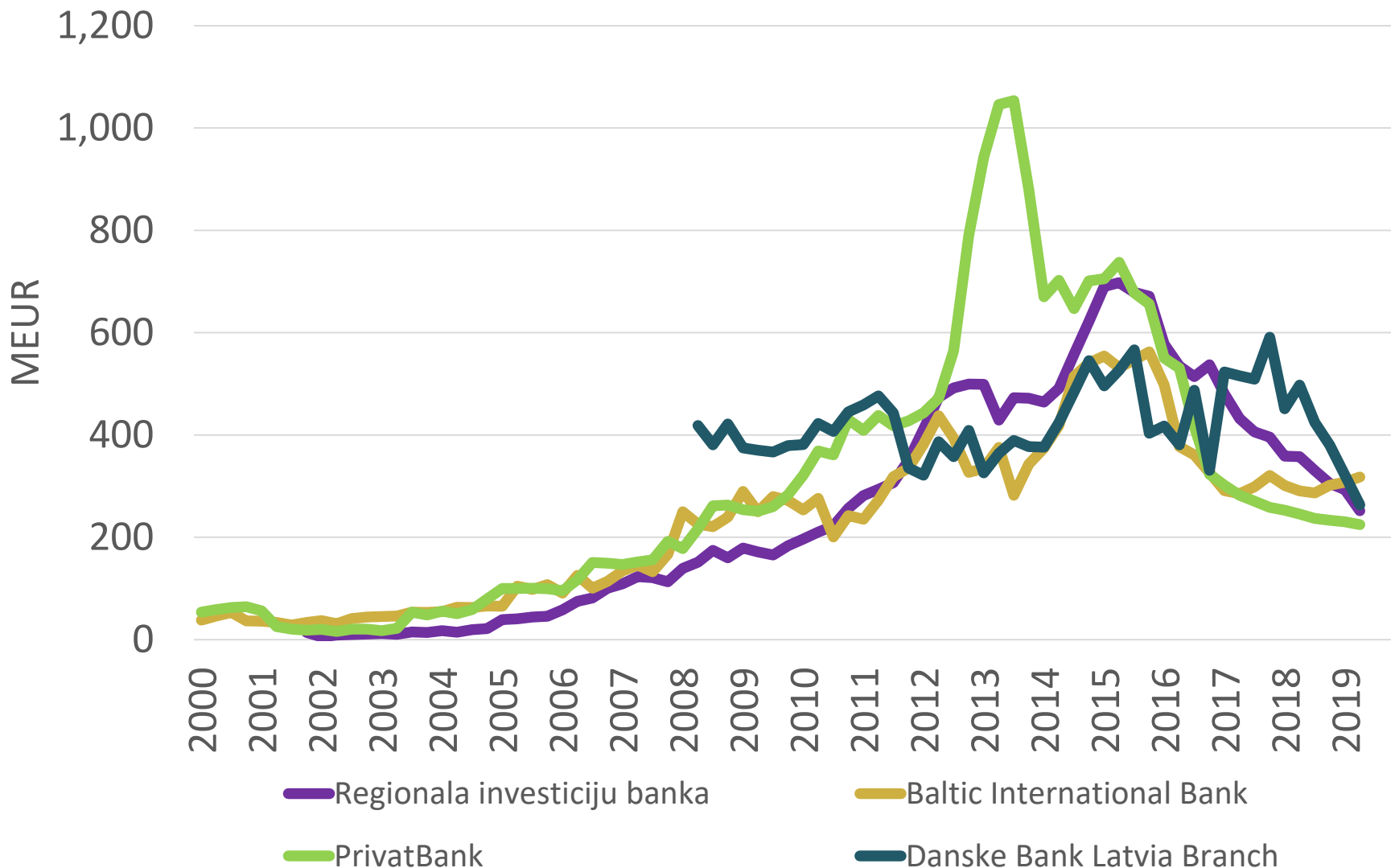
* 1st half 2019

Banks' gross assets 2000-2019* (2)



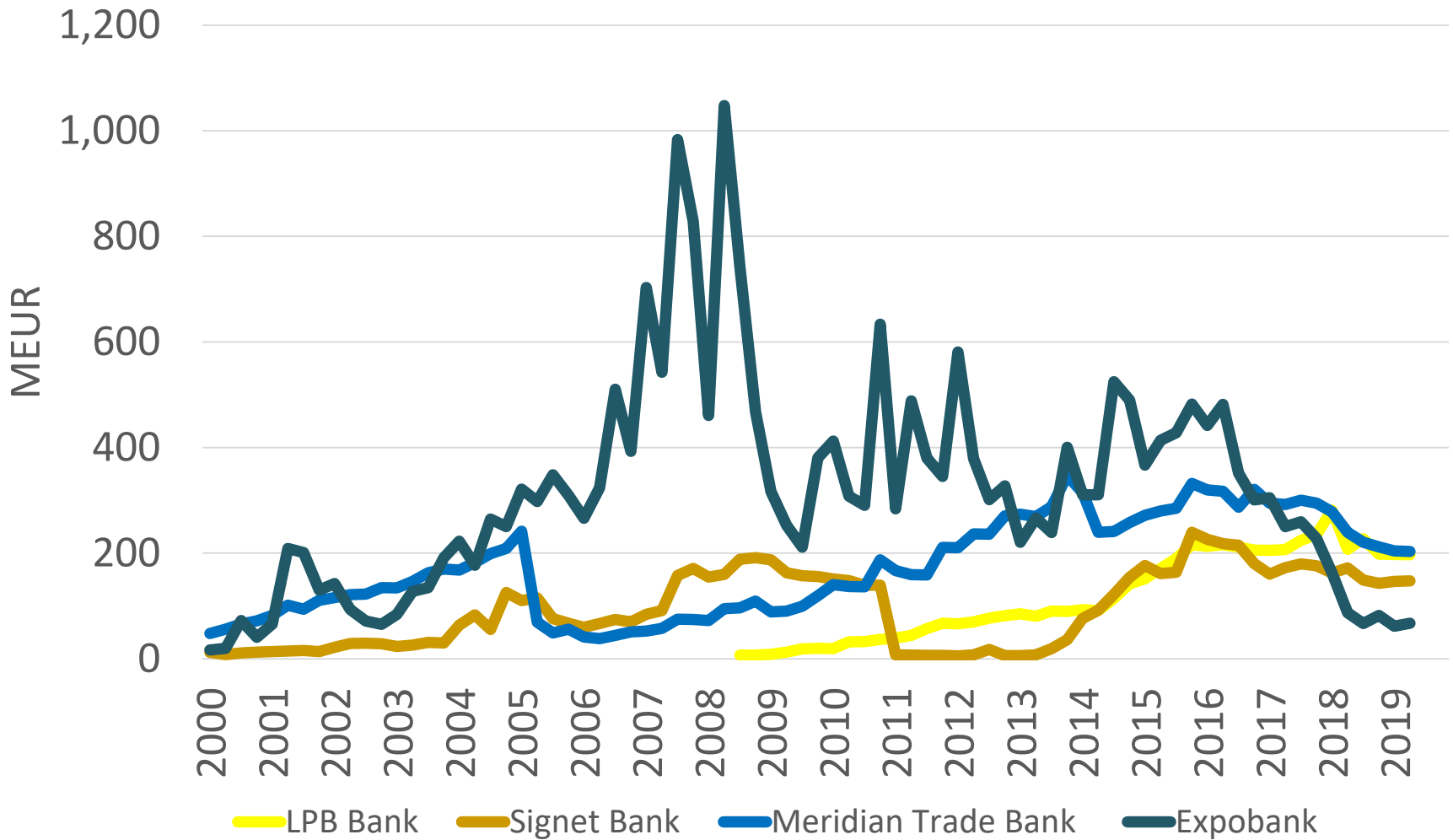
* 1st half 2019

Banks' gross assets 2000-2019* (3)



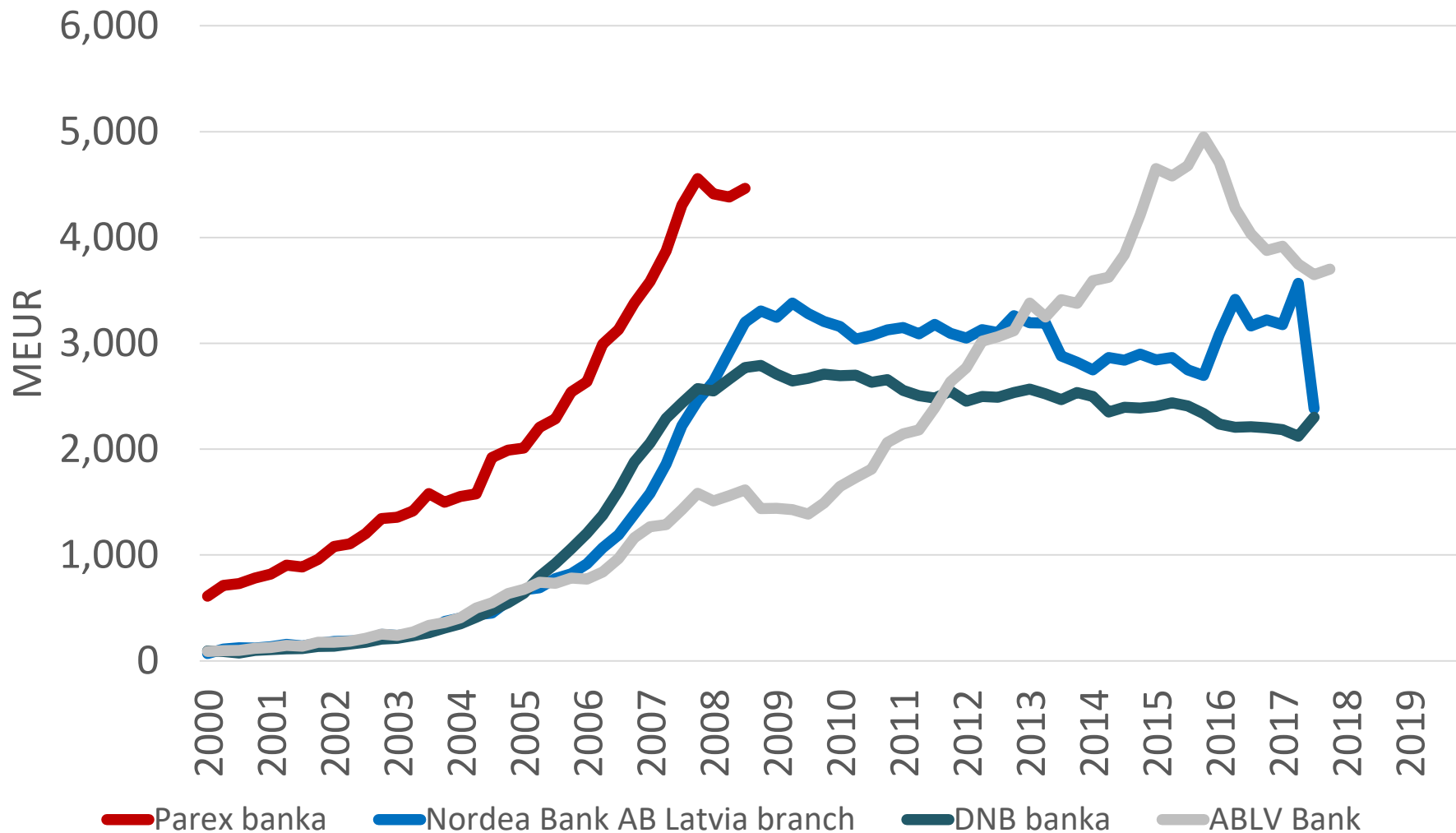
* 1st half 2019

Banks' gross assets 2000-2019* (4)



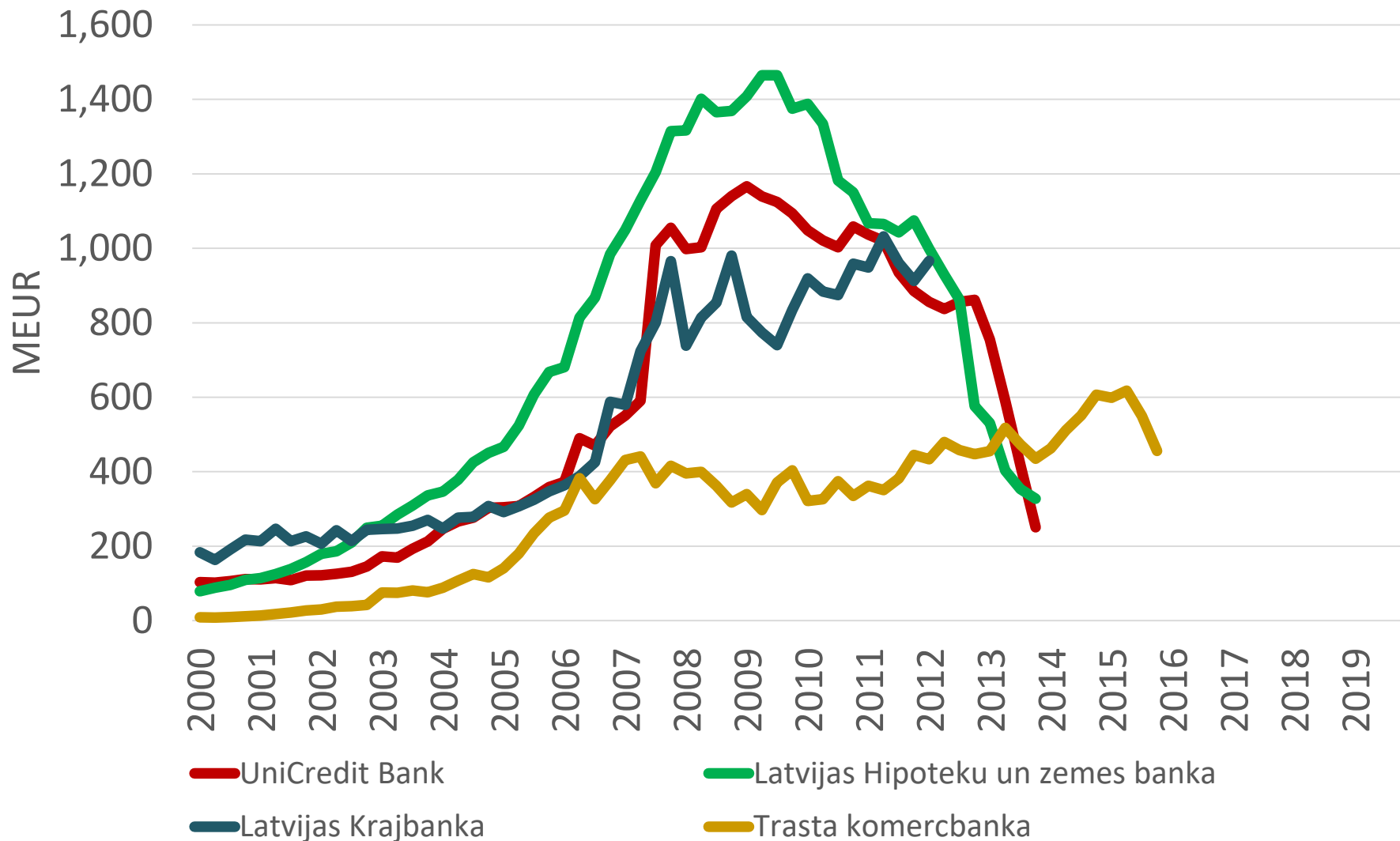
* 1st half 2019

Historic: banks' gross assets 2000-2019* (1)



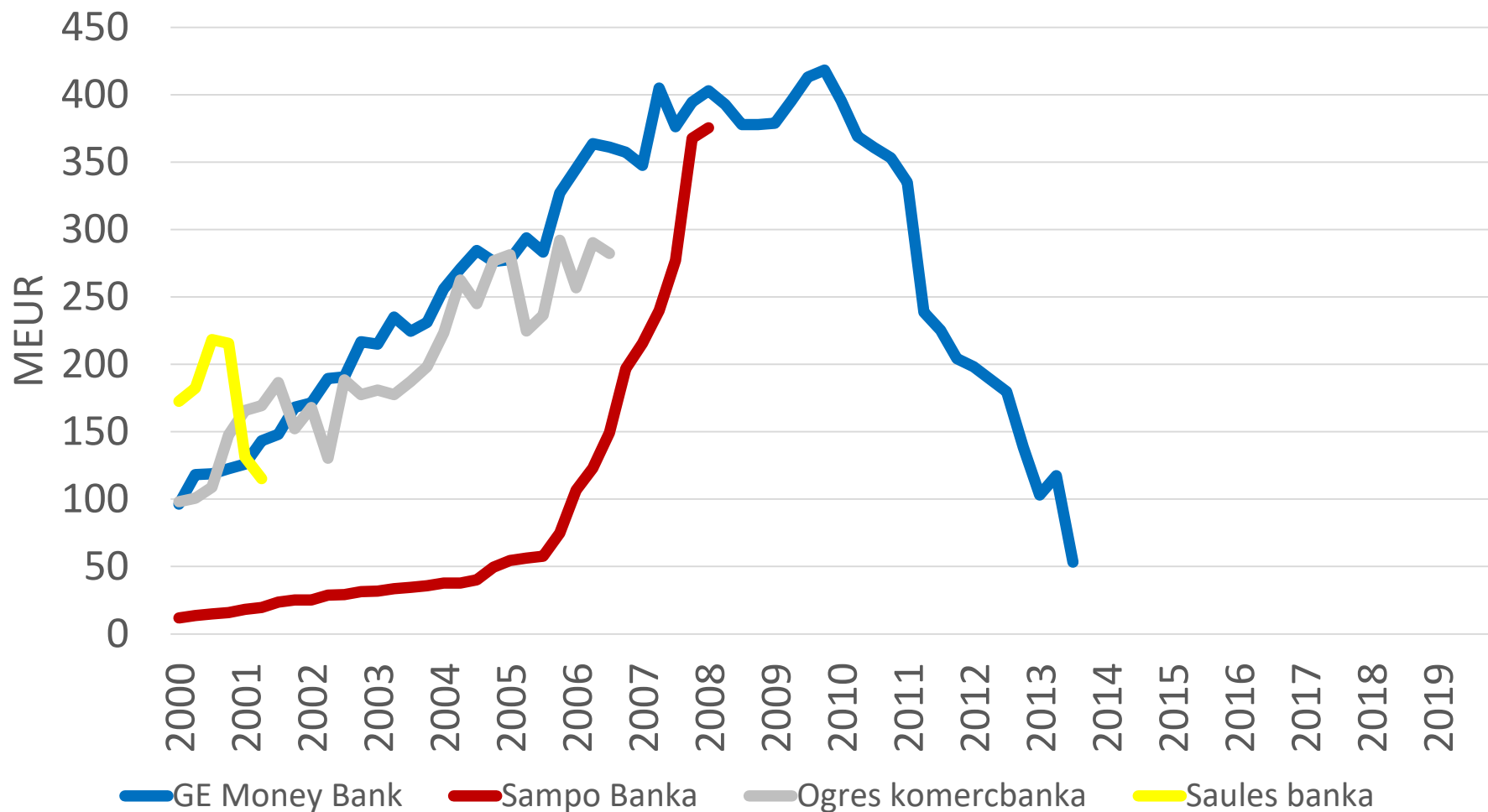
* 1st half 2019

Historic: banks' gross assets 2000-2019* (2)



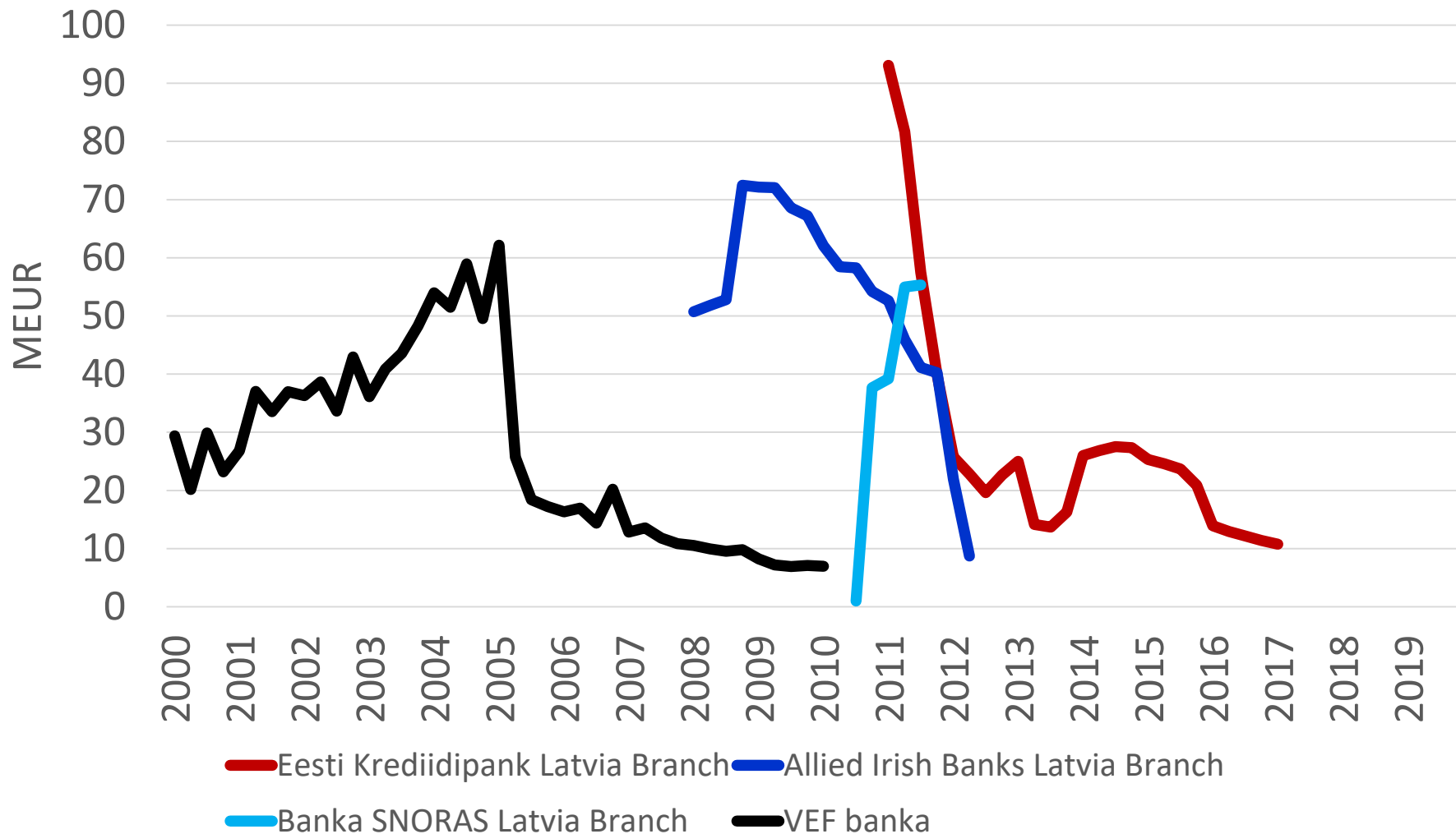
* 1st half 2019

Historic: banks' gross assets 2000-2019* (3)



* 1st half 2019

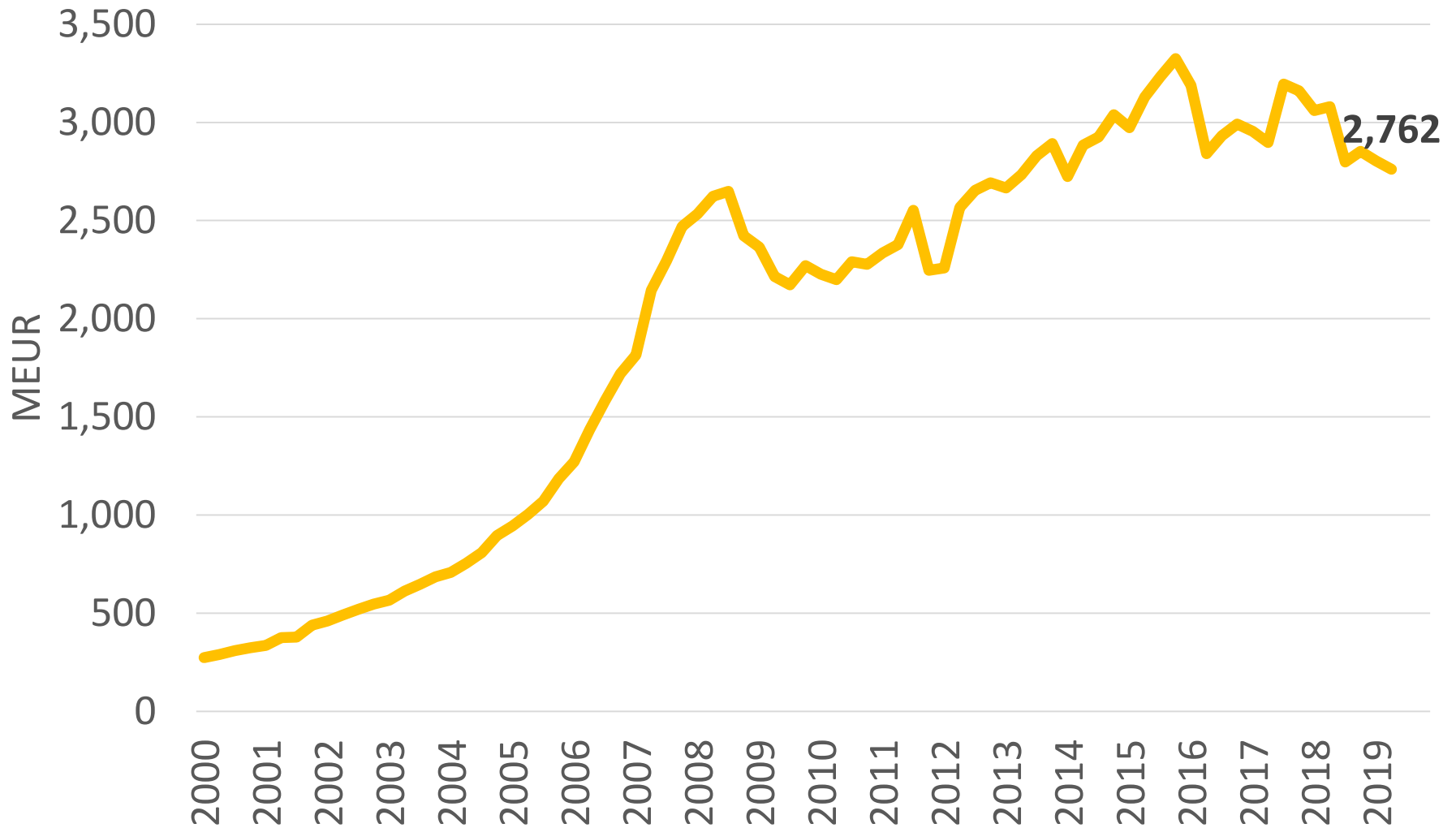
Historic: banks' gross assets 2000-2019* (4)



* 1st half 2019

2. CAPITAL

Capital of Latvian banking sector 2000-2019*



* 1st half 2019

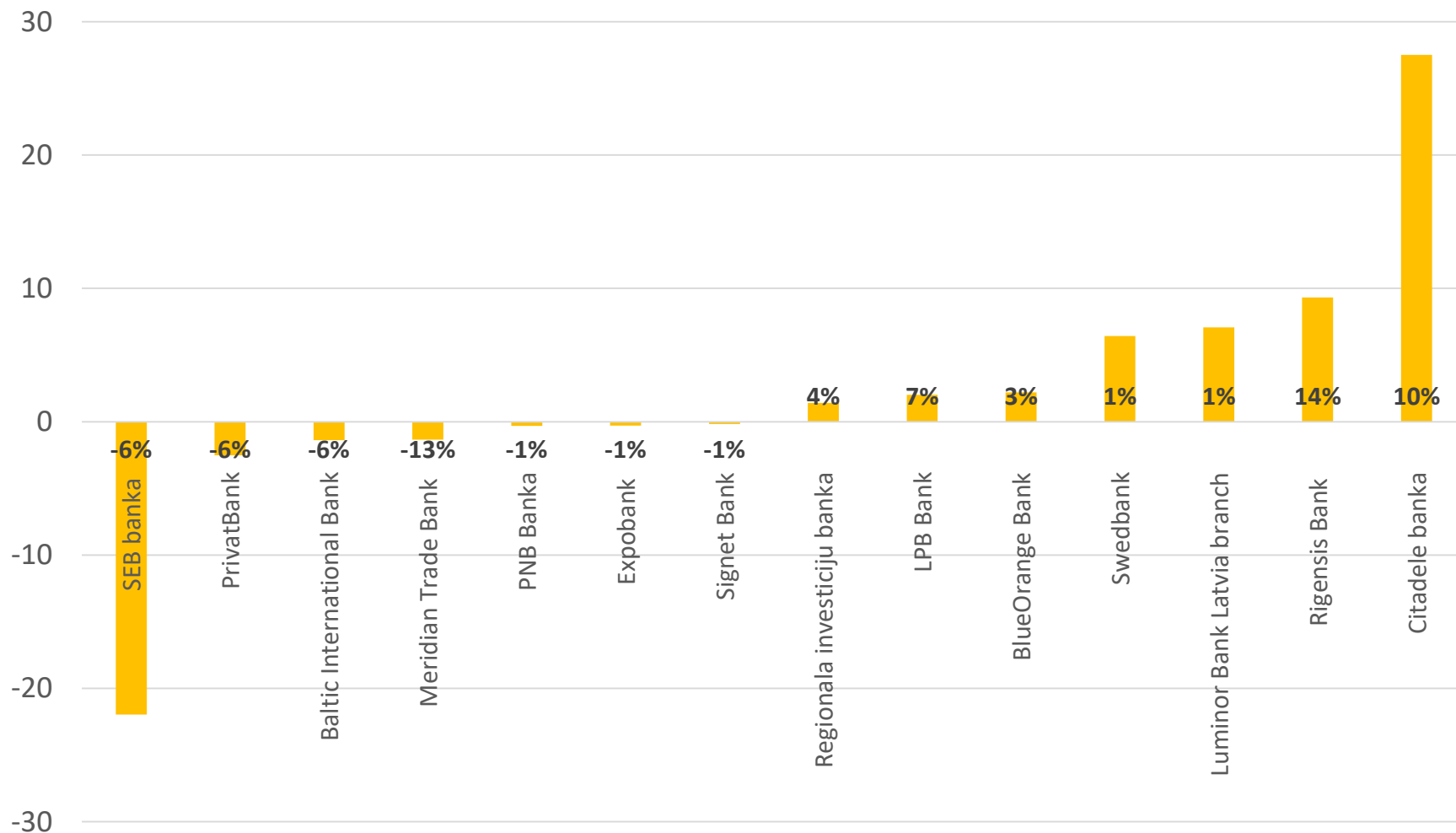
Capital of Latvian banking sector

- Total capital of the Latvian banking sector was EUR 2.76 billion as of June 30, 2019;
- Total capital decreased by -1% or EUR -0.04 billion in the 2nd quarter 2019;
- The largest capital value was reached in 2015, it was EUR 3.3 billion. Since then total capital has decreased by EUR -0.56 billion or -17%.
- Total capital decreased due to optimization of capital expenses and cancellation of ABLV Bank's licence.

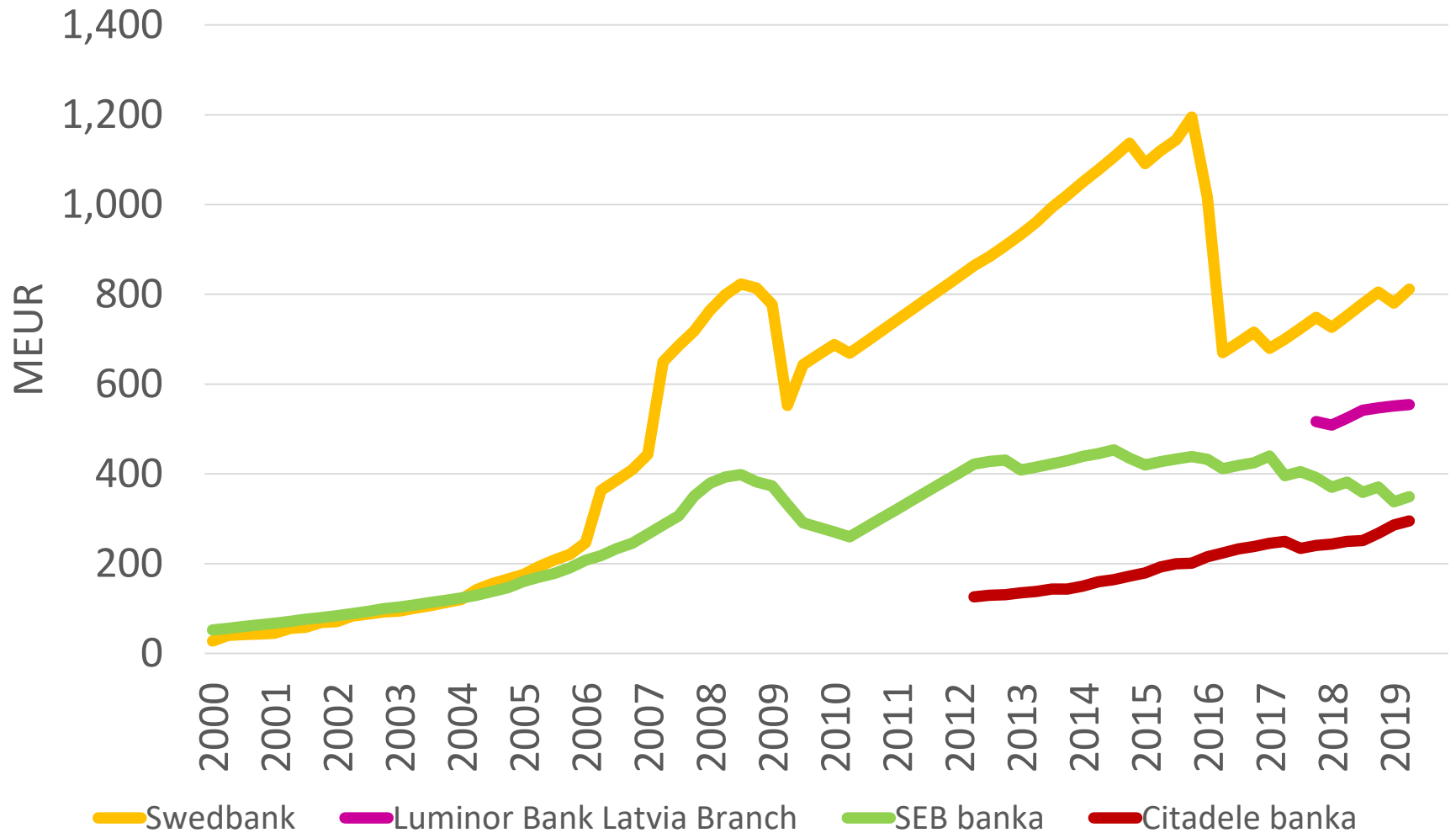
Banks' capital as of 30.06.2019, MEUR

Name	Value	Change in 2019	
Swedbank	811.6	6.4	0.8%
Luminor Bank Latvia branch	554.5	7.1	1.3%
SEB banka	349.0	-22.0	-5.9%
Citadele banka	294.9	27.5	10.3%
Rigensis Bank	75.2	9.3	14.2%
BlueOrange Bank	68.2	2.2	3.3%
PNB Banka	48.8	-0.3	-0.6%
PrivatBank	37.4	-2.5	-6.3%
Expobank	36.7	-0.3	-0.8%
Regionala investiciju banka	34.3	1.4	4.3%
LPB Bank	32.5	2.0	6.6%
Baltic International Bank	23.5	-1.4	-5.6%
Signet Bank	15.9	-0.2	-1.1%
Meridian Trade Bank	8.9	-1.4	-13.2%
Danske Bank Latvia branch	n/a		
OP Corporate Bank branch Latvia	n/a		
Total banking industry	2,761.6	-90.6	-3.2%
Altum	226.3	4.6	2.1%

Change of capital 30.06.2019 vs 31.12.2018, MEUR

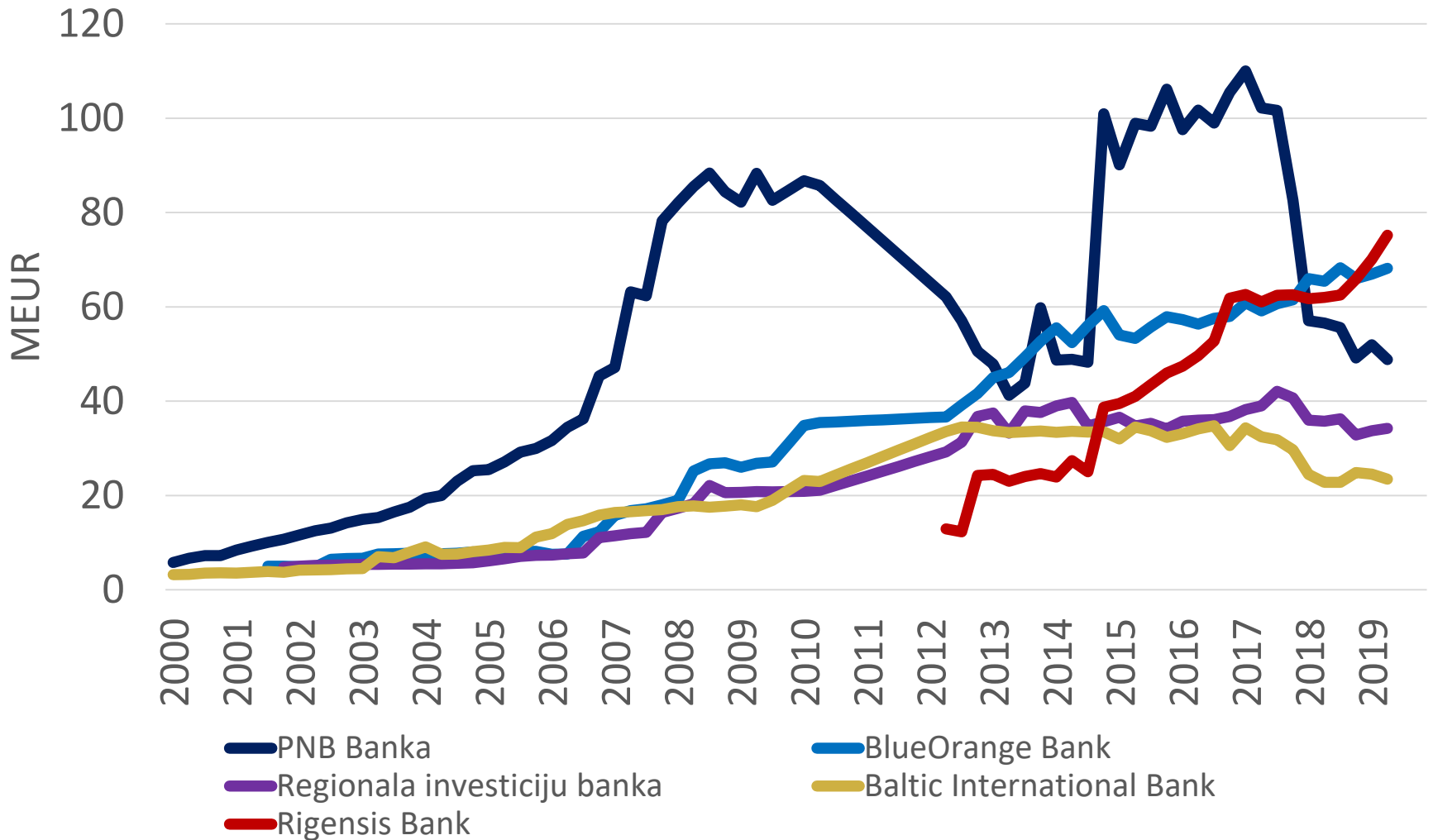


Banks' capital 2000-2019* (1)



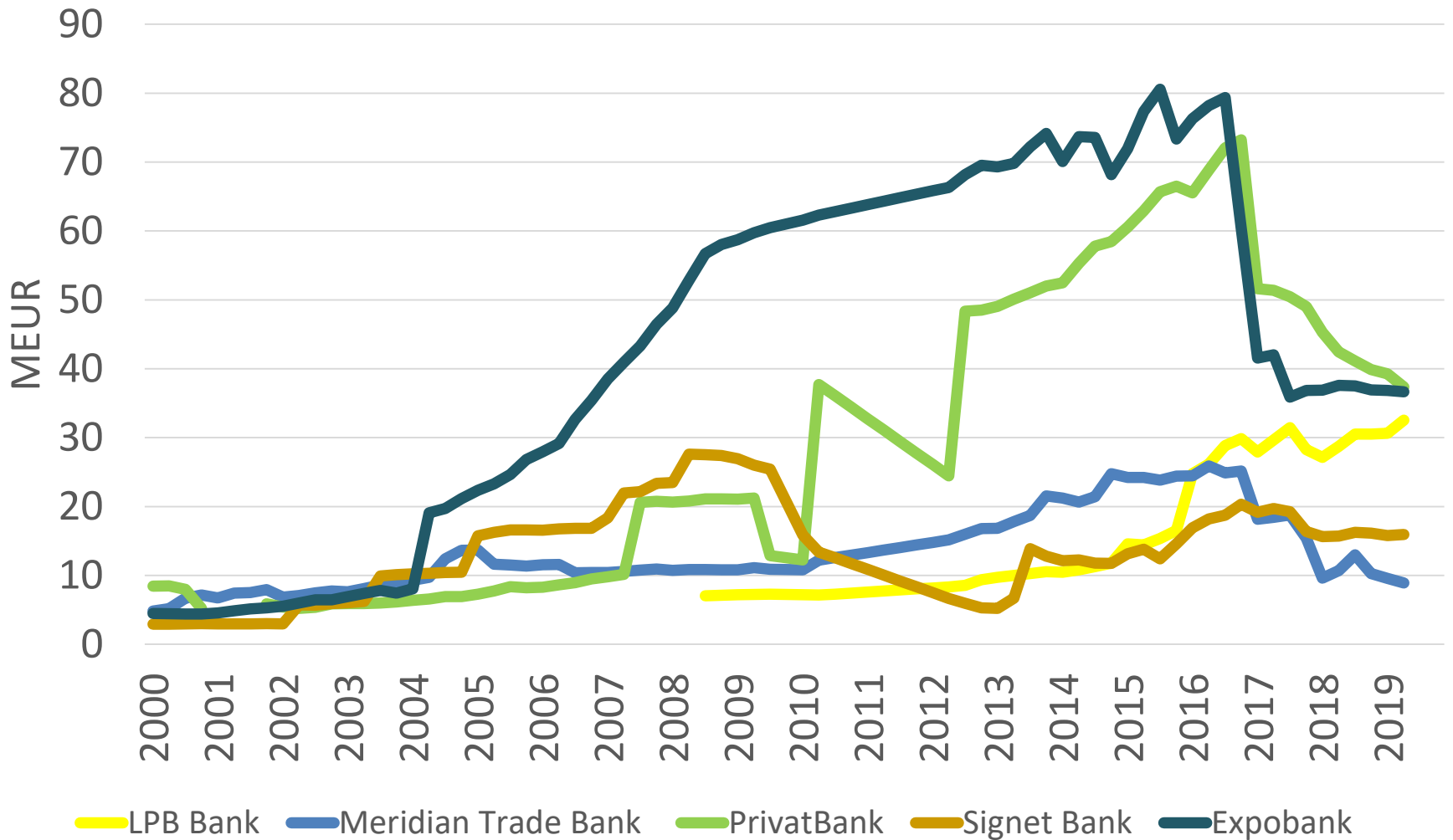
* 1st half 2019

Banks' capital 2000-2019* (2)



* 1st half 2019

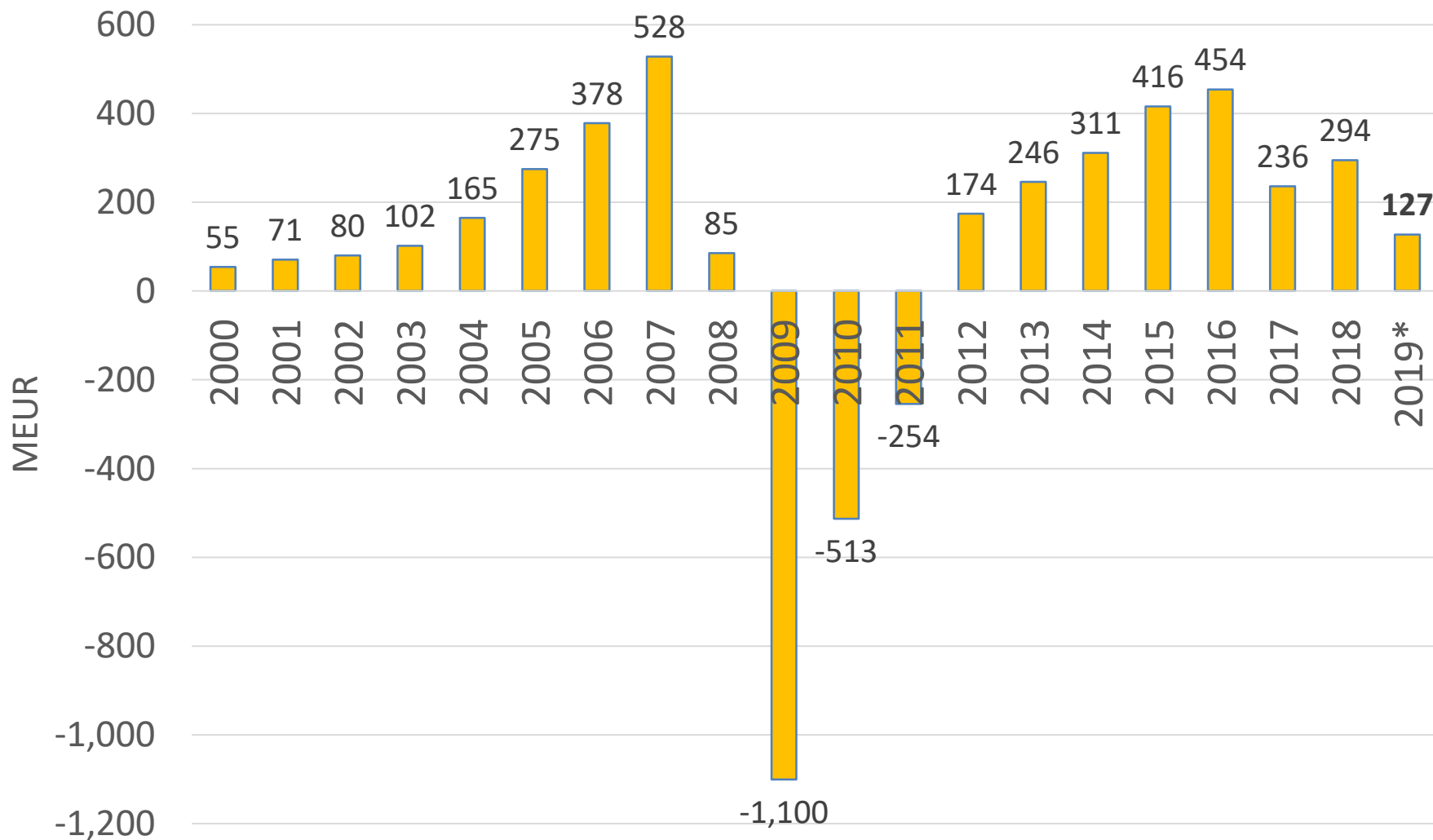
Banks' capital 2000-2019* (3)



* 1st half 2019

3. PROFIT

Profit of Latvian banking sector 2000-2019*



* 1st half 2019

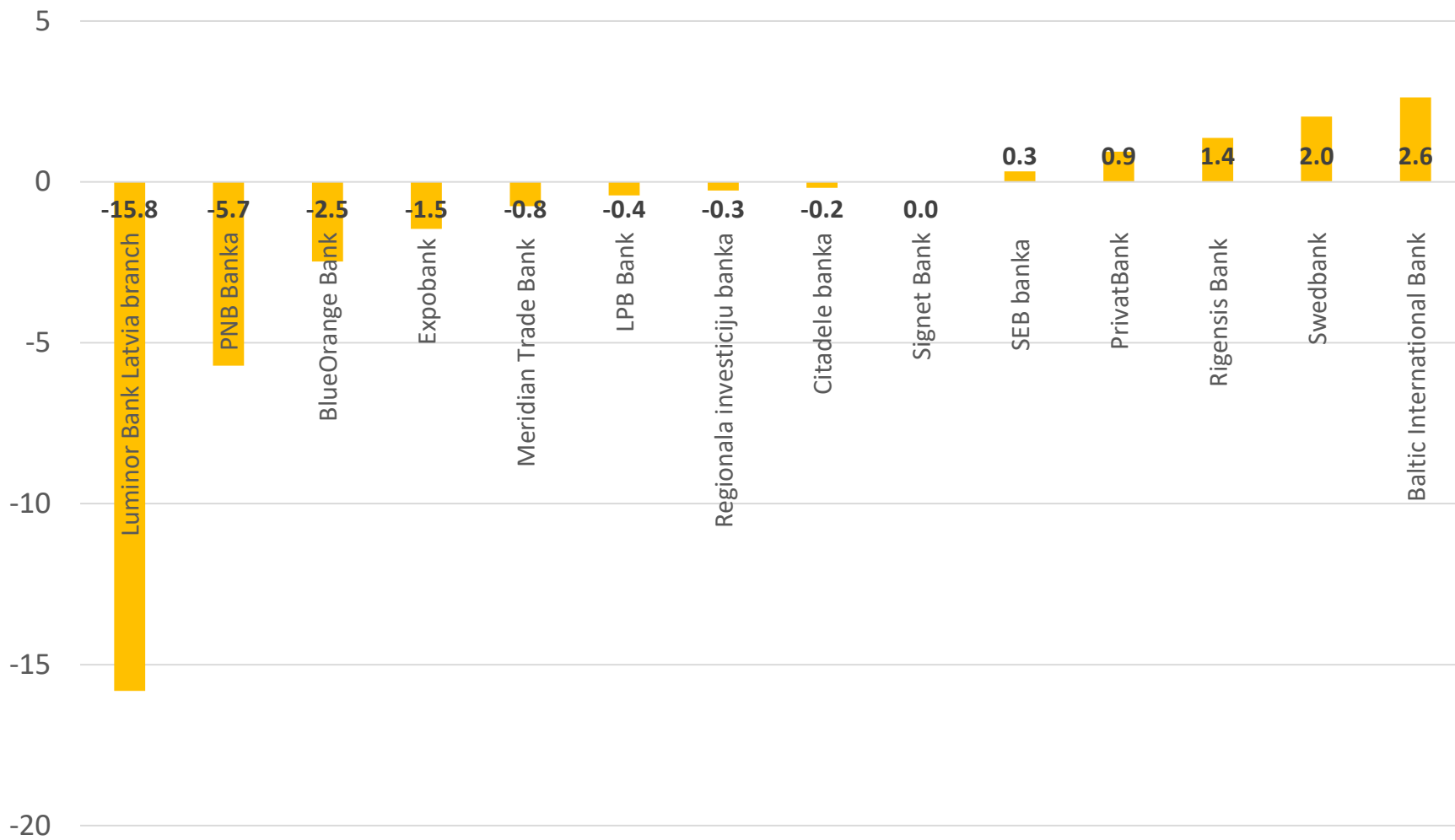
Profit of Latvian banking sector

- Total profit of commercial banks in Latvia was EUR 127 million in the 1st half 2019;
- It was by EUR 6 million or -5% smaller compared to the result of the 1st half 2018;
- Latvian banking sector is profitable since 2012;
- Accumulated profit of Latvian banking sector is EUR 477 million since 2008 (economic crisis).

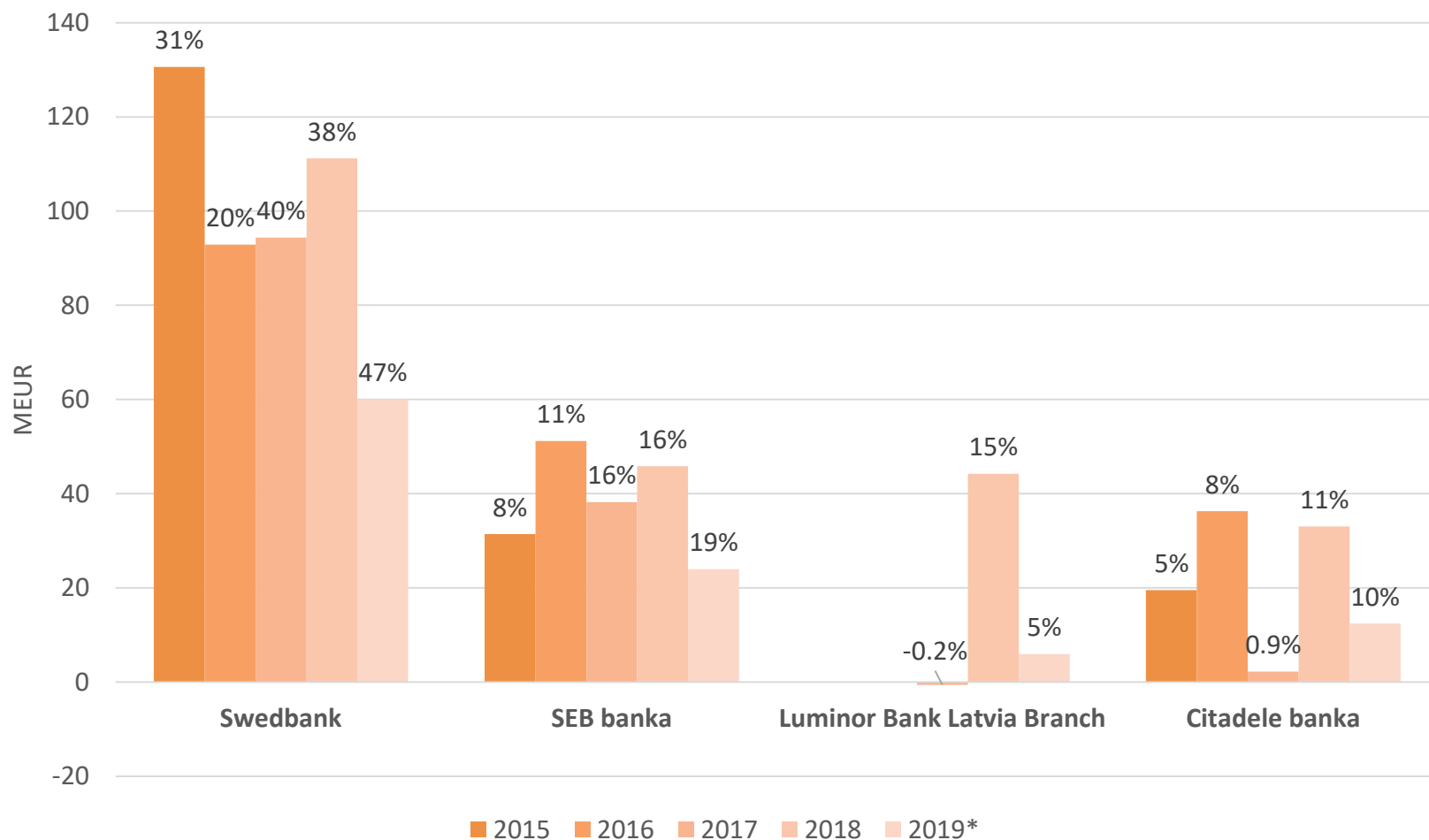
Banks' profit as of 30.06.2019, MEUR

Name	Value	Change vs. 1H 2018	
Swedbank	60.1	2.0	3.5%
SEB banka	24.0	0.3	1.4%
Citadele banka	12.5	-0.2	-1.5%
Luminor Bank Latvia branch	6.0	-15.8	-72.7%
BlueOrange Bank	4.3	-2.5	-36.5%
LPB Bank	3.1	-0.4	-11.9%
Rigensis Bank	2.6	1.4	114.5%
Regionala investiciju banka	1.9	-0.3	-12.1%
Meridian Trade Bank	0.5	-0.8	-61.8%
Baltic International Bank	0.3	2.6	-112.7%
Signet Bank	0.2	0.0	-4.1%
Expobank	-0.6	-1.5	-161.0%
PrivatBank	-0.7	0.9	-57.1%
PNB Banka	-5.7	-5.7	-18574.3%
Danske Bank Latvia branch	n/a		
OP Corporate Bank branch Latvia	n/a		
Total banking industry	127.2	-6.0	-4.5%
Altum	5.3	4.0	301.5%

Change of profit 1H 2019 vs 1H 2018, MEUR

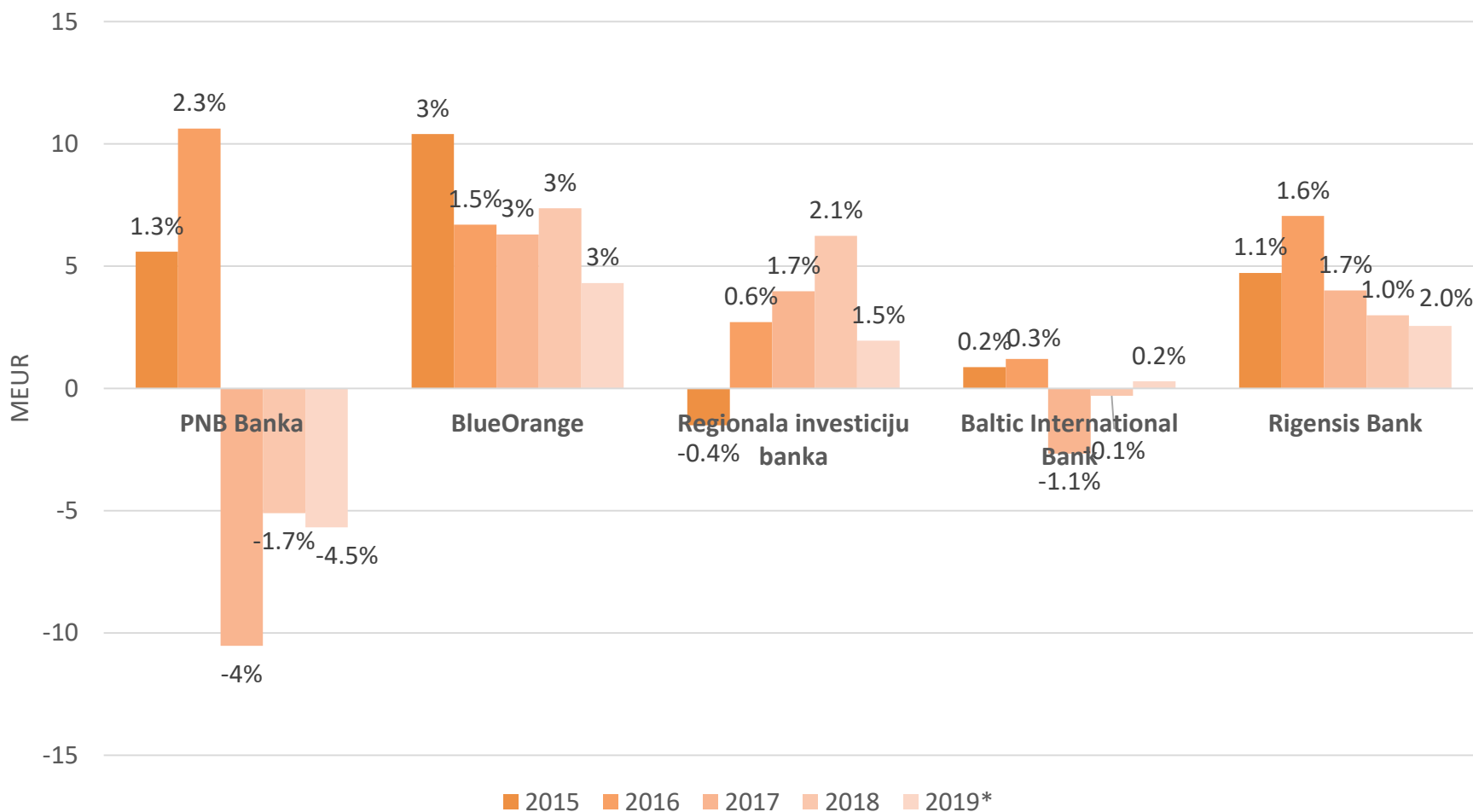


Banks' profit 2015-2019*, MEUR un % from total profit of Latvian banking sector (1)



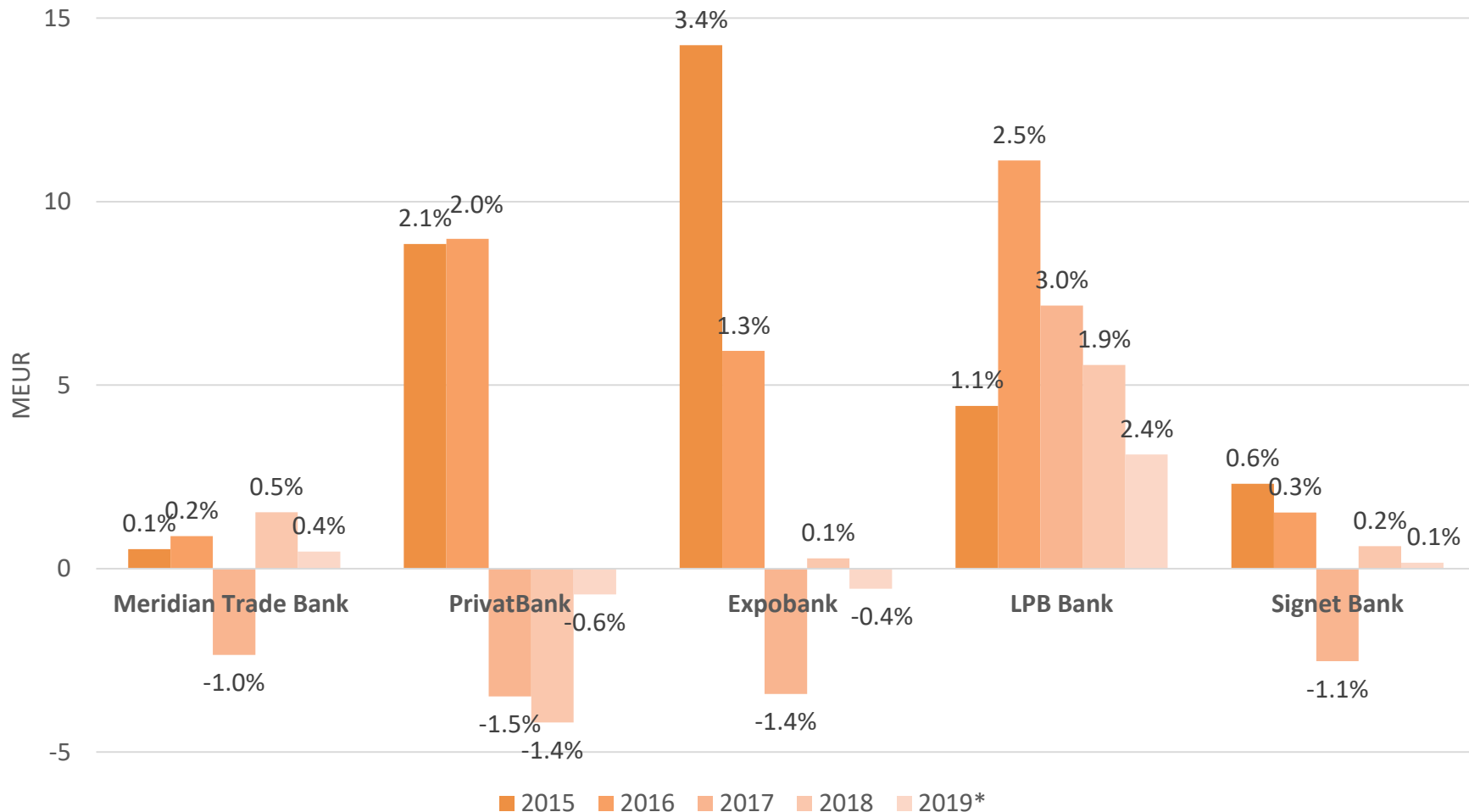
* 1st half 2019

Banks' profit 2015-2019*, MEUR un % from total profit of Latvian banking sector (2)



* 1st half 2019

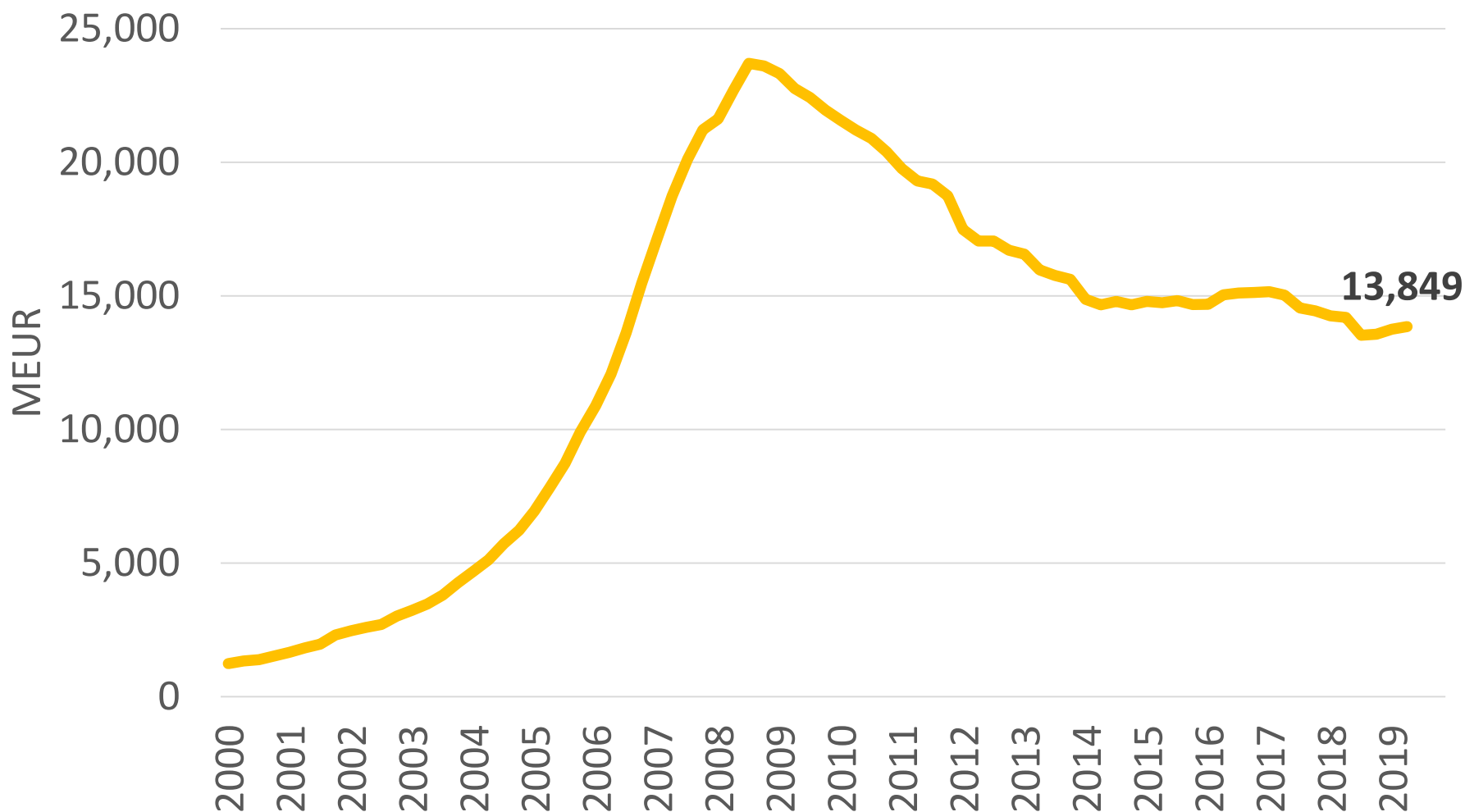
Banks' profit 2015-2019*, MEUR un % from total profit of Latvian banking sector (3)



* 1st half 2019

4. ISSUED LOANS

Portfolio of issued loans at Latvian banking sector 2000-2019*



* 1st half 2019

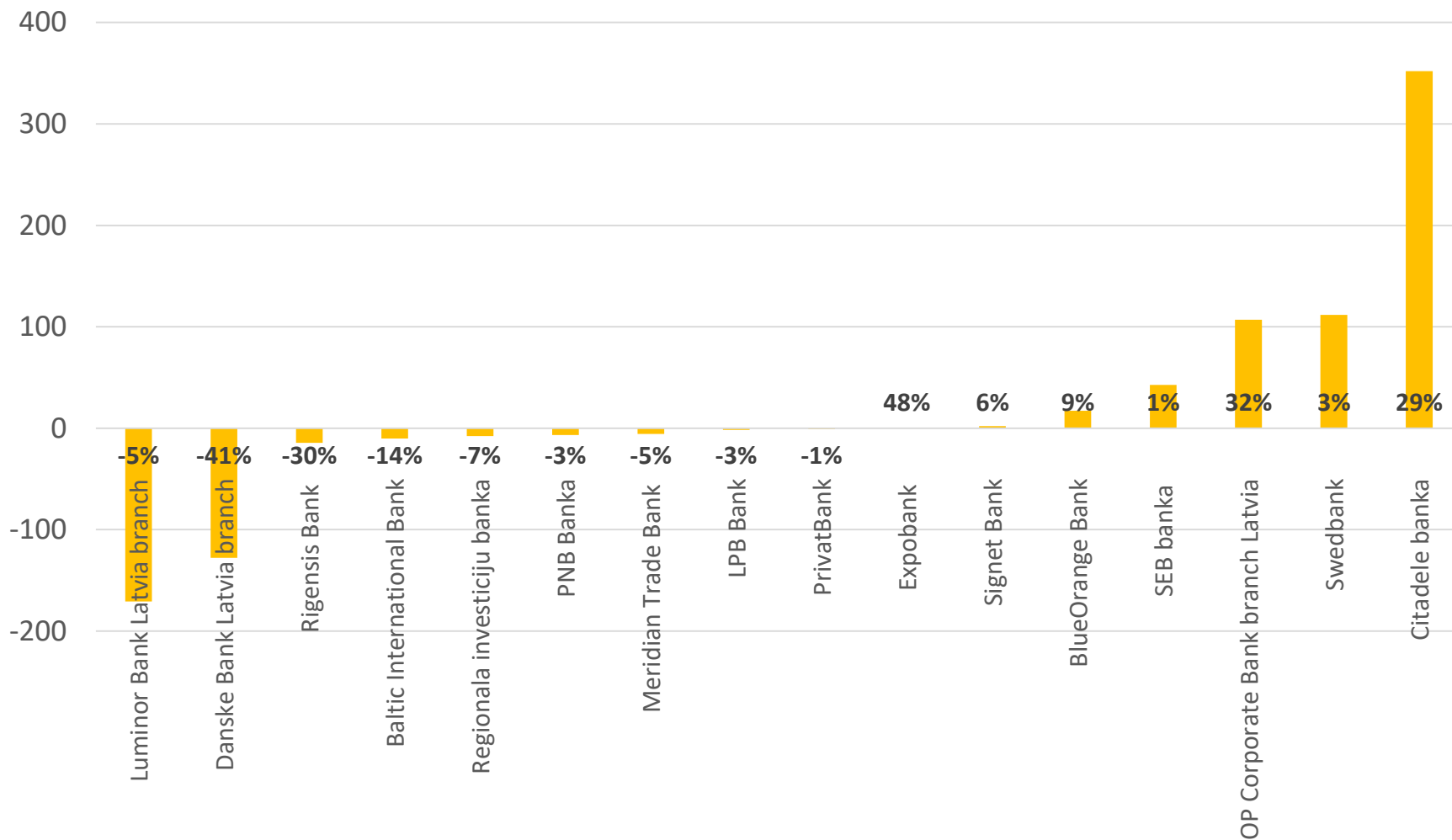
Loans at Latvian banking sector

- The portfolio of issued loans by Latvian banking sector was EUR 13.9 billion as of June 30, 2019;
- Total loan portfolio has increased by 1% or EUR 0.1 billion in the 2nd quarter 2019;
- The portfolio decreased by -2% or EUR -0.3 billion in the last 12 months period;
- Seven banks have loan portfolio increase in 2019.

Banks' issued loans as of 30.06.2019, MEUR

Name	Value	Change in 2019	
Swedbank	3,466.5	111.6	3.3%
Luminor Bank Latvia branch	3,293.9	-170.9	-4.9%
SEB banka	3,025.2	42.7	1.4%
Citadele banka	1,585.9	352.0	28.5%
OP Corporate Bank branch Latvia	440.7	107.0	32.1%
BlueOrange Bank	217.4	17.1	8.6%
PNB Banka	202.5	-6.7	-3.2%
Danske Bank Latvia branch	185.5	-127.8	-40.8%
Meridian Trade Bank	104.0	-5.7	-5.2%
Regionala investiciju banka	101.8	-7.9	-7.2%
PrivatBank	82.4	-0.9	-1.0%
Baltic International Bank	61.8	-10.3	-14.2%
LPB Bank	52.1	-1.7	-3.2%
Signet Bank	40.2	2.2	5.6%
Rigensis Bank	34.5	-14.5	-29.6%
Expobank	0.3	0.1	48.1%
Total banking industry	13,848.8	282.1	2.1%
Altum	227.6	11.4	5.3%

Change of loans portfolio 30.06.2019 vs 31.12.2018, MEUR



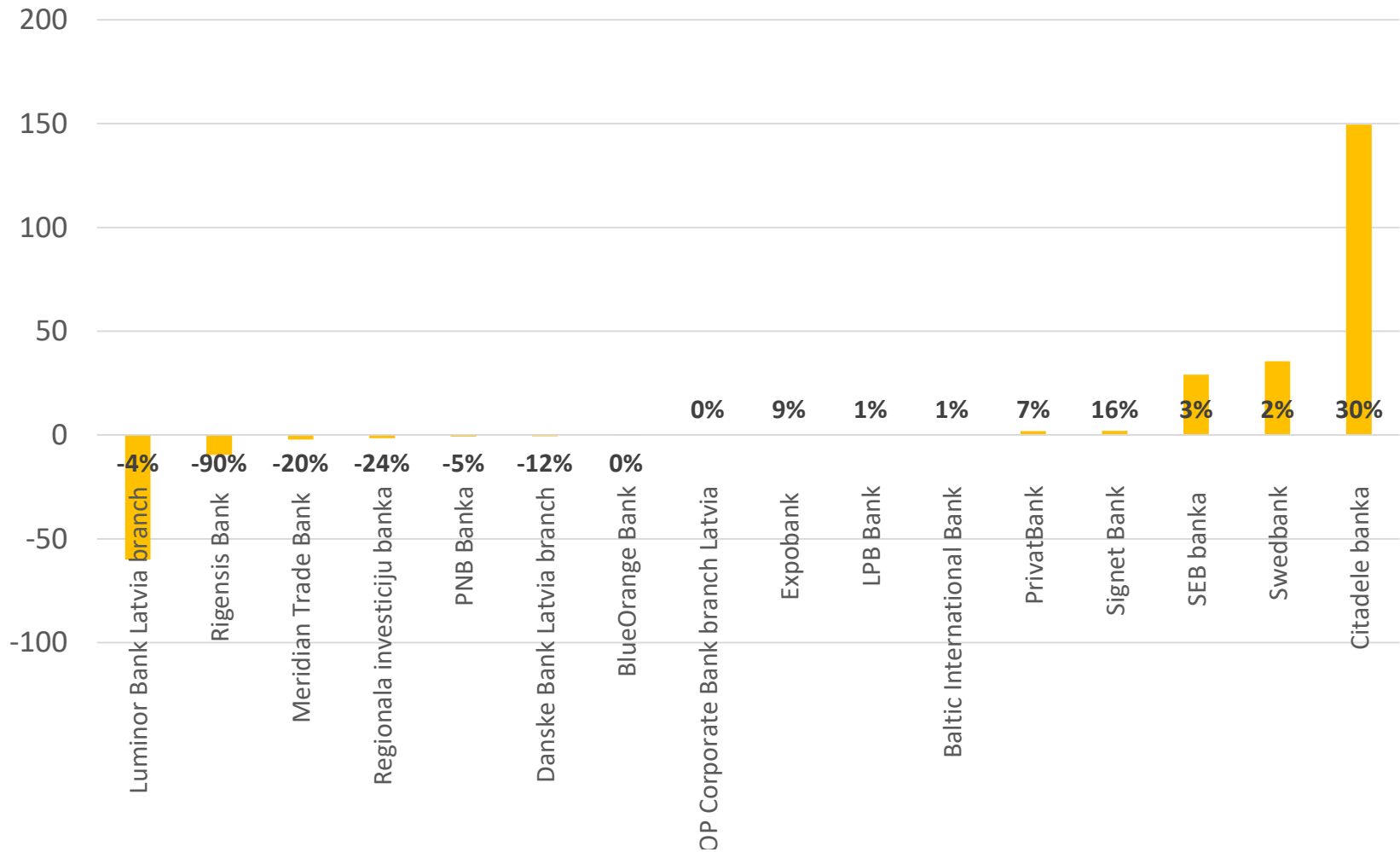
Breakdown of loans as of 30.06.2019, MEUR

Name	Loans	Private persons		Companies
		Total	incl. property loans to residents	
Swedbank	3,466.5	1,764.0	1,544.3	1,671.3
Luminor Bank Latvia branch	3,293.9	1,632.4	1,493.6	1,657.6
SEB banka	3,025.2	994.8	823.3	1,992.1
Citadele banka	1,585.9	647.9	237.4	934.1
OP Corporate Bank branch Latvia	440.7	0.0	0.0	426.8
BlueOrange Bank	217.4	16.9	6.3	200.5
PNB Banka	202.5	14.2	2.0	188.3
Danske Bank Latvia branch	185.5	4.5	3.4	181.0
Meridian Trade Bank	104.0	8.4	4.1	95.5
Regionala investiciju banka	101.8	4.8	0.0	97.0
PrivatBank	82.4	27.0	10.8	55.5
Baltic International Bank	61.8	20.1	1.2	41.7
LPB Bank	52.1	8.9	3.2	43.2
Signet Bank	40.2	14.7	2.4	25.6
Rigensis Bank	34.5	1.0	0.2	33.4
Expobank	0.3	0.0	0.0	0.3
Total banking industry	13,848.8	5,352.8	4,135.5	8,404.9
Altum	227.6	26.5	7.2	201.1

Loans to private persons as of 30.06.2019, MEUR

Name	Value	Change in 2019	
Swedbank	1,764.0	35.6	2.1%
Luminor Bank Latvia branch	1,632.4	-60.0	-3.5%
SEB banka	994.8	29.0	3.0%
Citadele banka	647.9	149.5	30.0%
PrivatBank	27.0	1.8	7.4%
Baltic International Bank	20.1	0.3	1.4%
BlueOrange Bank	16.9	0.0	-0.2%
Signet Bank	14.7	2.0	16.2%
PNB Banka	14.2	-0.7	-4.9%
LPB Bank	8.9	0.1	0.8%
Meridian Trade Bank	8.4	-2.1	-20.2%
Regionala investiciju banka	4.8	-1.5	-24.2%
Danske Bank Latvia branch	4.5	-0.6	-11.6%
Rigensis Bank	1.0	-9.6	-90.2%
Expobank	0.0	0.0	8.6%
OP Corporate Bank branch Latvia	0.0	0.0	0.0%
Total banking industry	5,352.8	119.3	2.3%
Altum	26.5	0.8	3.2%

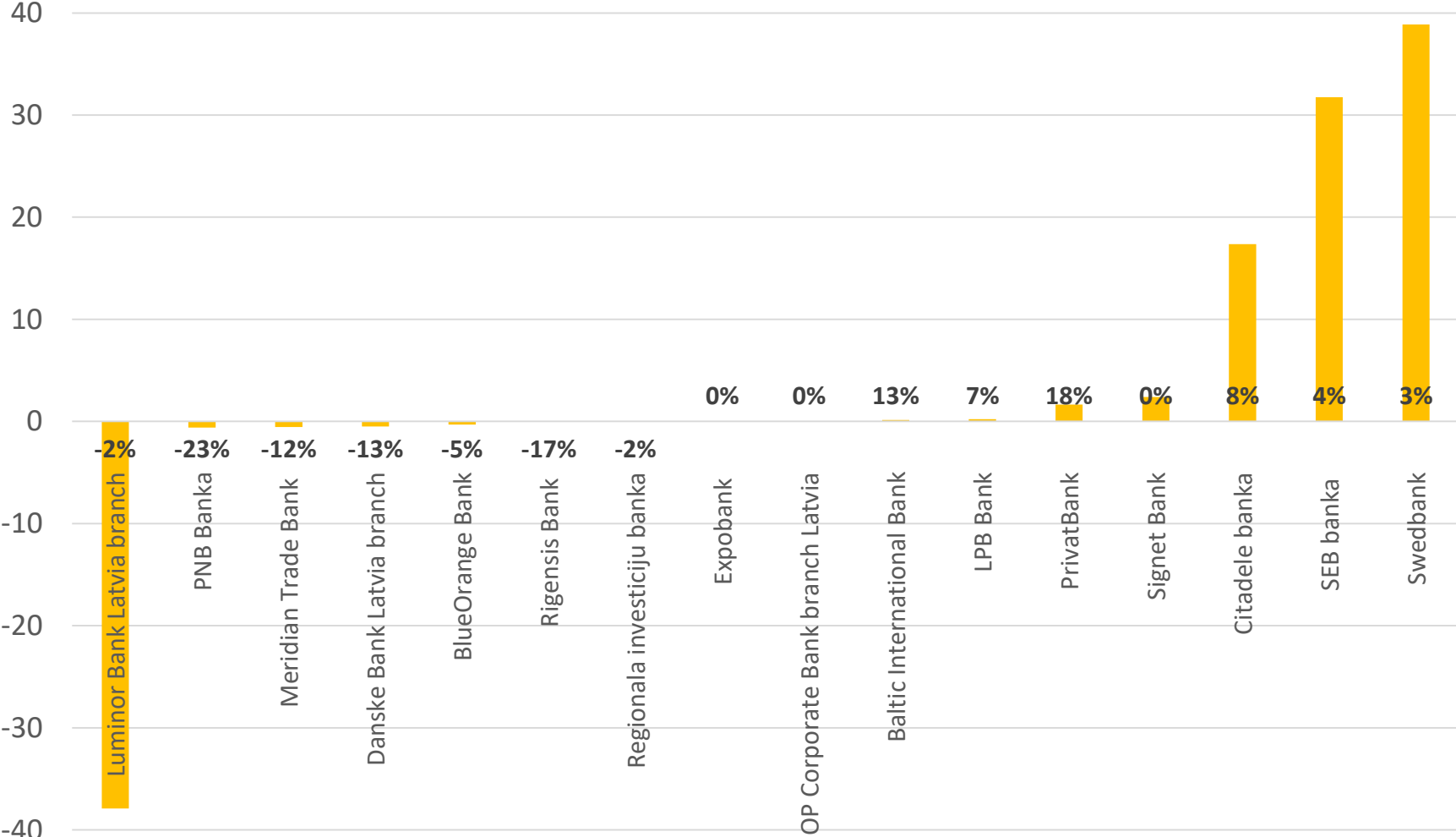
Change of loans to private persons 30.06.2019 vs 31.12.2018, MEUR



Property loans to residents as of 30.06.2019, MEUR

Name	Value	Change in 2019	
Swedbank	1,544.3	38.9	2.6%
Luminor Bank Latvia branch	1,493.6	-37.9	-2.5%
SEB banka	823.3	31.8	4.0%
Citadele banka	237.4	17.4	7.9%
PrivatBank	10.8	1.6	18.0%
BlueOrange Bank	6.3	-0.3	-4.6%
Meridian Trade Bank	4.1	-0.5	-11.7%
Danske Bank Latvia branch	3.4	-0.5	-12.8%
LPB Bank	3.2	0.2	6.9%
Signet Bank	2.4	2.4	0.0%
PNB Banka	2.0	-0.6	-22.9%
Baltic International Bank	1.2	0.1	13.3%
Rigensis Bank	0.2	0.0	-17.4%
Regionala investiciju banka	0.0	0.0	-2.3%
Expobank	0.0	0.0	0.0%
OP Corporate Bank branch Latvia	0.0	0.0	0.0%
Total banking industry	4,135.5	52.1	1.3%
Altum	7.2	-0.6	-8.0%

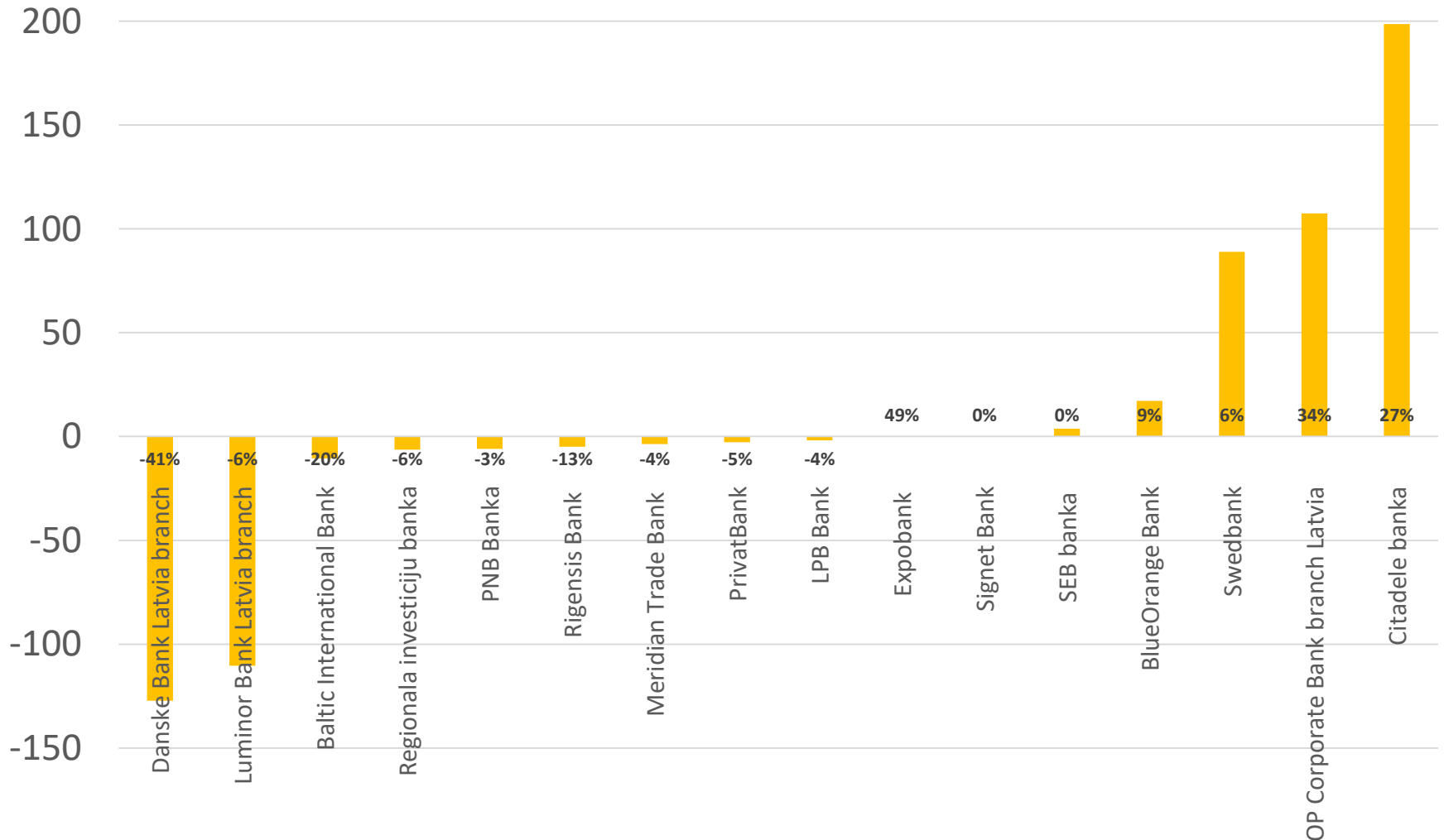
Change of property loans to residents 30.06.2019 vs 31.12.2018, MEUR



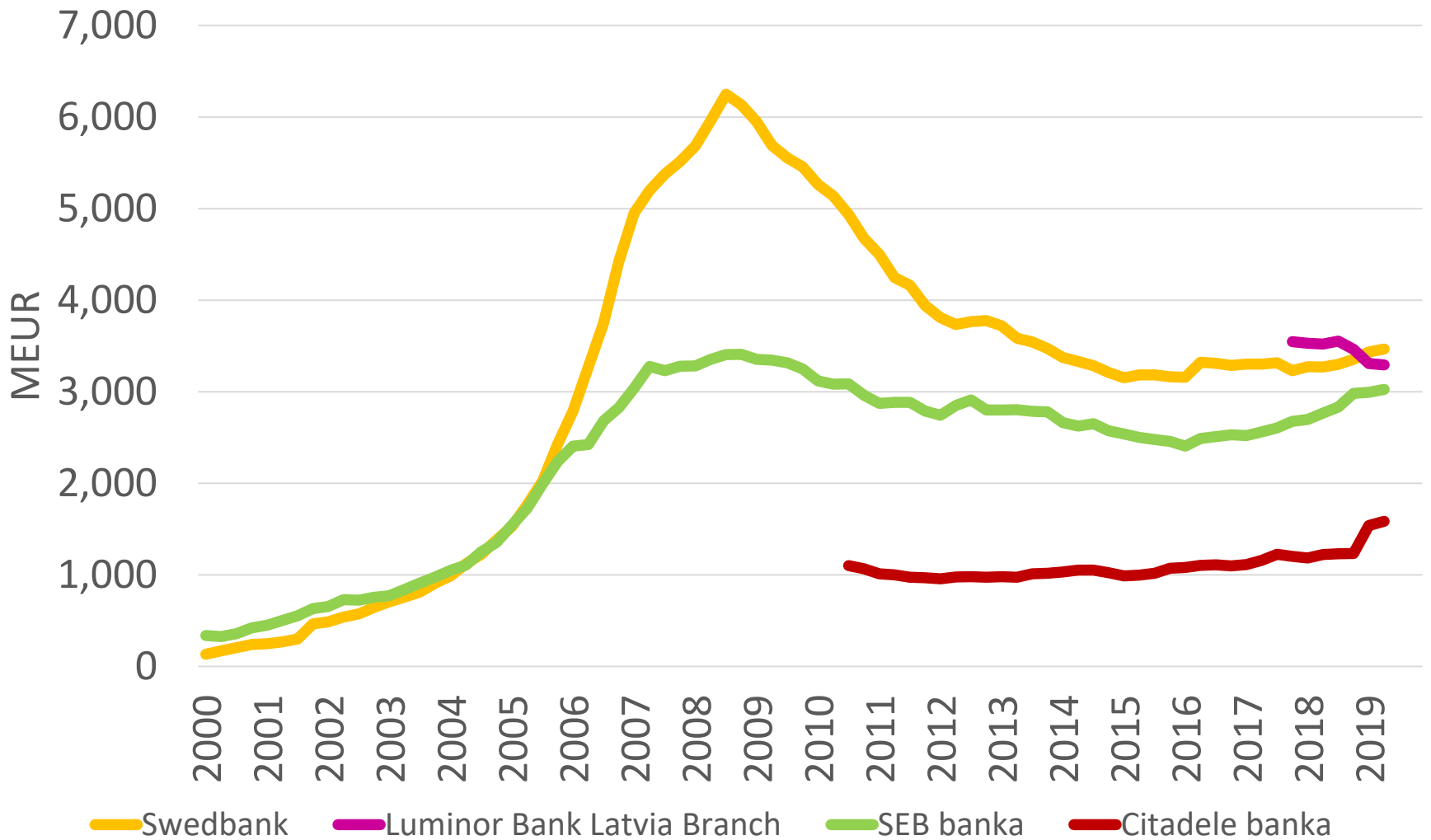
Loans to companies as of 30.06.2019, MEUR

Name	Value	Change in 2019	
SEB banka	1,992.1	3.8	0.2%
Swedbank	1,671.3	88.9	5.6%
Luminor Bank Latvia branch	1,657.6	-110.4	-6.2%
Citadele banka	934.1	198.7	27.0%
OP Corporate Bank branch Latvia	426.8	107.4	33.6%
BlueOrange Bank	200.5	17.2	9.4%
PNB Banka	188.3	-6.0	-3.1%
Danske Bank Latvia branch	181.0	-127.2	-41.3%
Regionala investiciju banka	97.0	-6.4	-6.2%
Meridian Trade Bank	95.5	-3.6	-3.6%
PrivatBank	55.5	-2.7	-4.7%
LPB Bank	43.2	-1.8	-4.0%
Baltic International Bank	41.7	-10.5	-20.2%
Rigensis Bank	33.4	-5.0	-12.9%
Signet Bank	25.6	0.1	0.4%
Expobank	0.3	0.1	48.9%
Total banking industry	8,404.9	162.9	2.0%
Altum	201.1	11.4	6.0%

Change of loans to companies 30.06.2019 vs 31.12.2018, MEUR

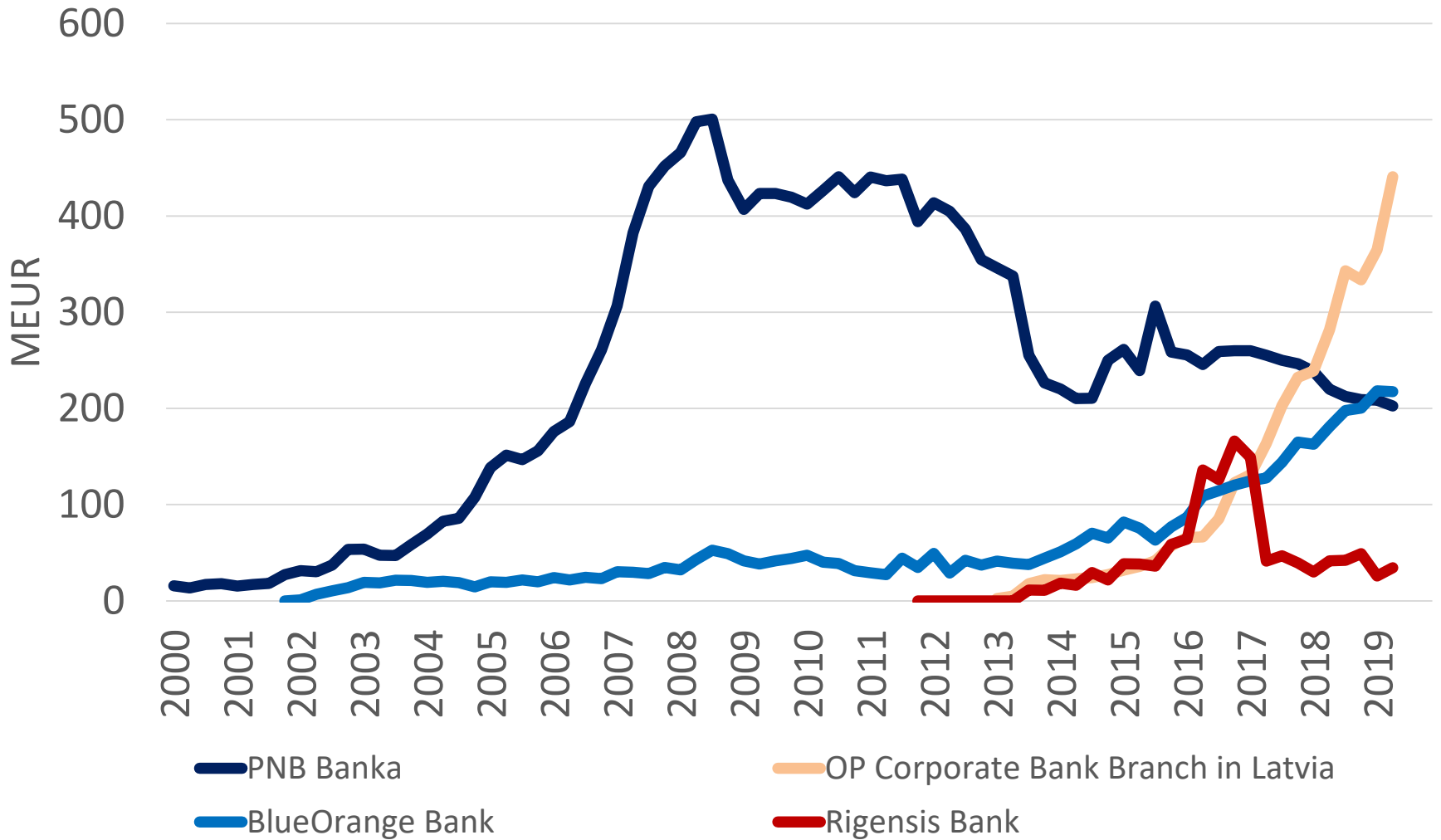


Banks' issued loans 2000-2019* (1)



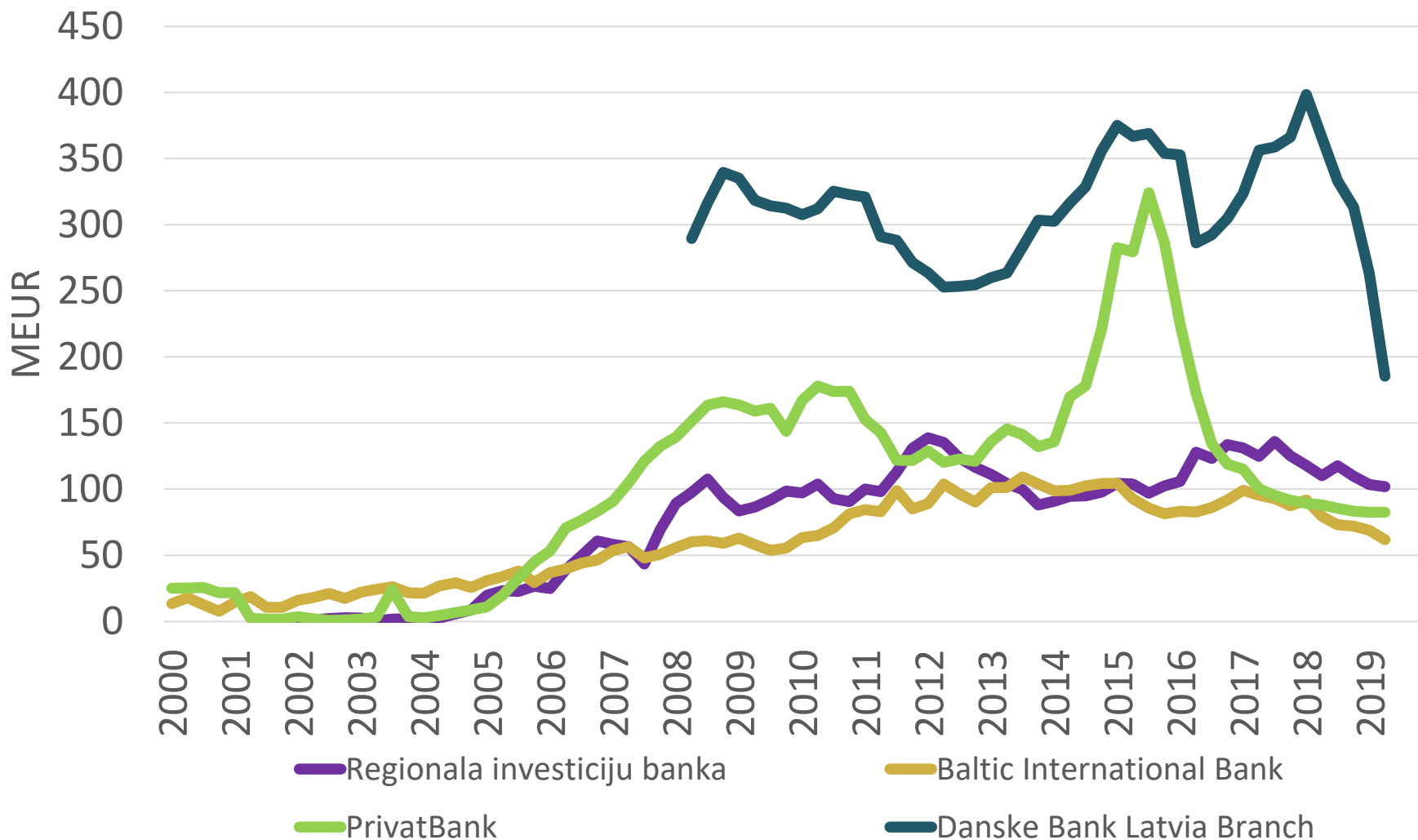
* 1st half 2019

Banks' issued loans 2000-2019* (2)



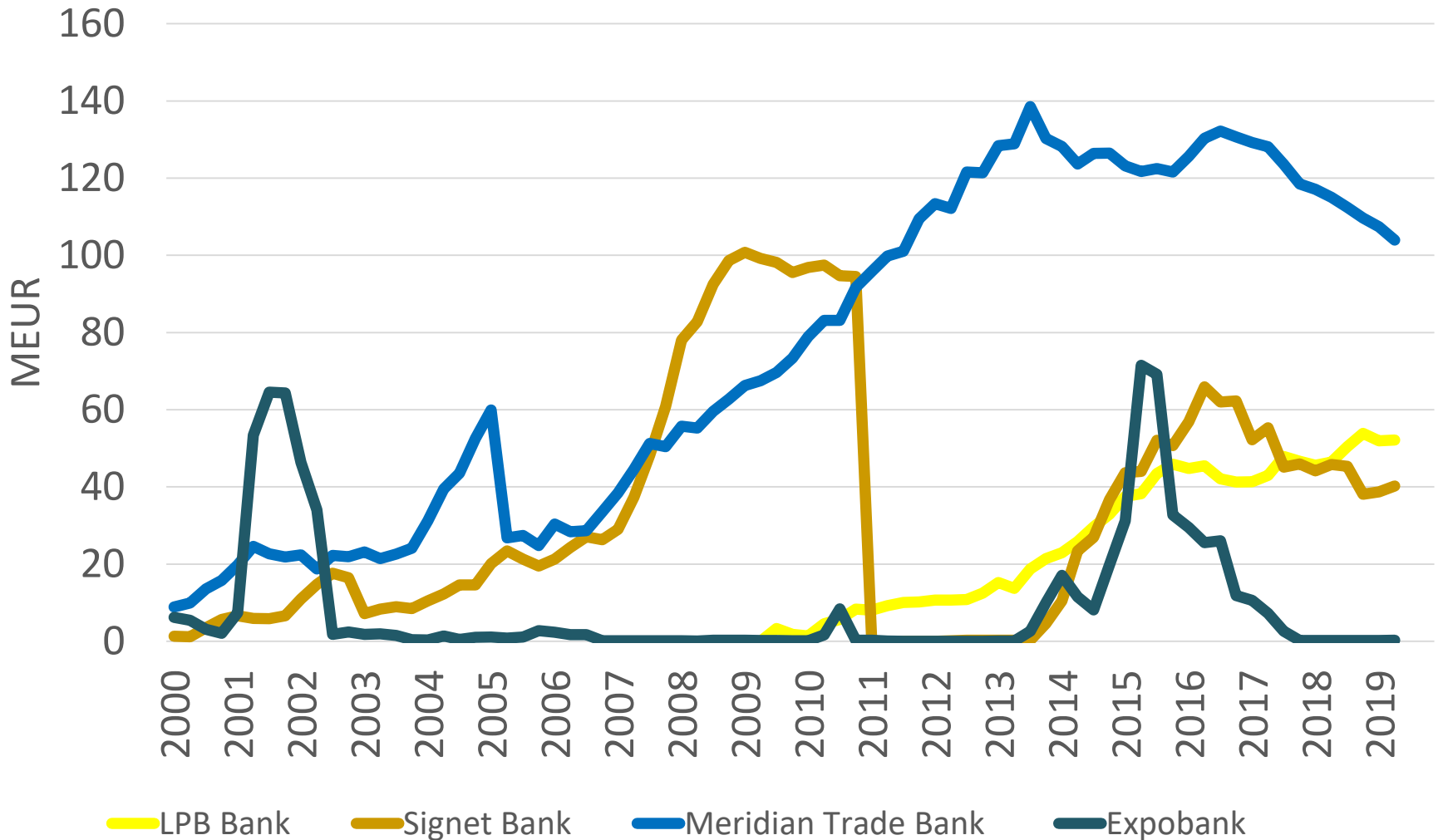
* 1st half 2019

Banks' issued loans 2000-2019* (3)



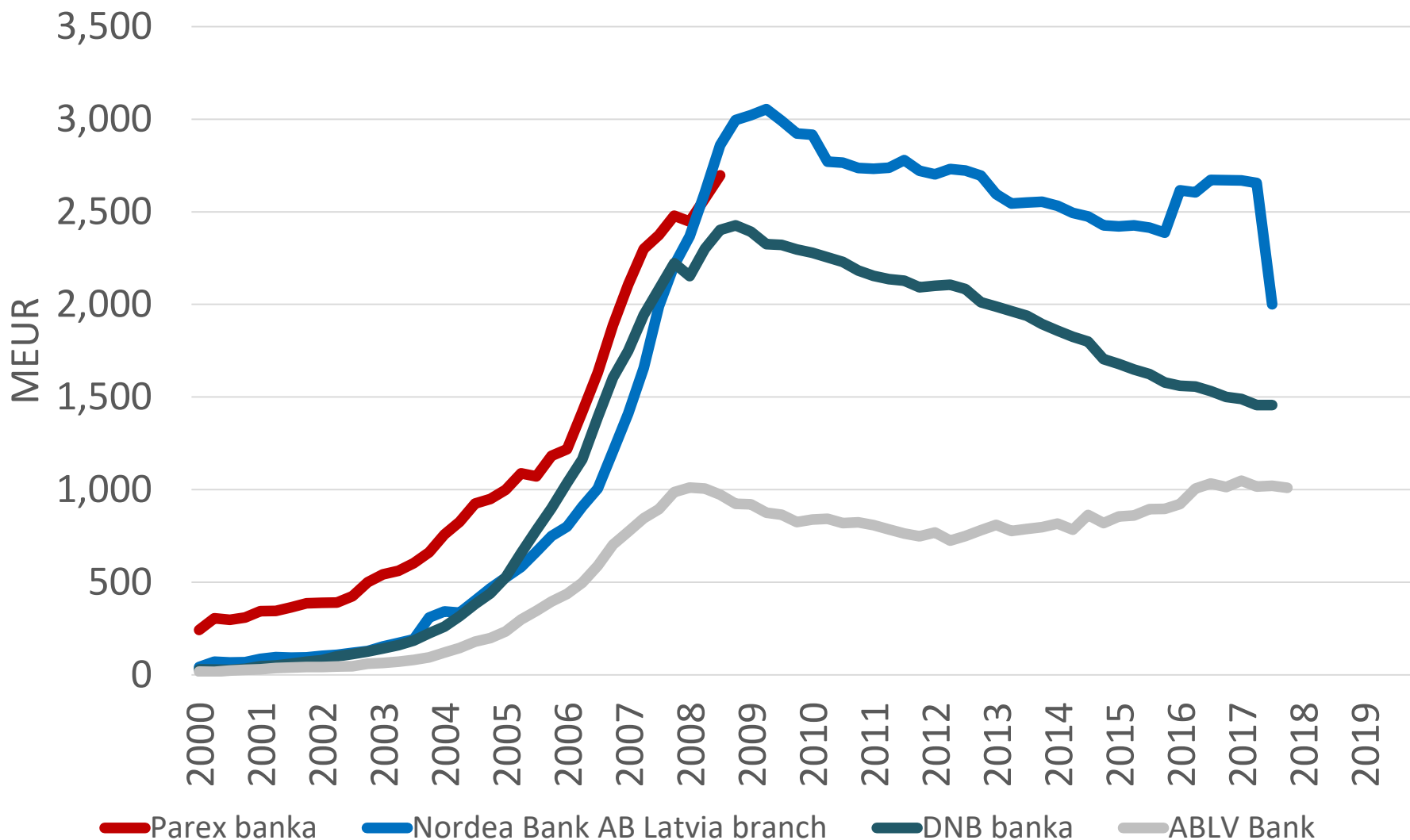
* 1st half 2019

Banks' issued loans 2000-2019* (4)



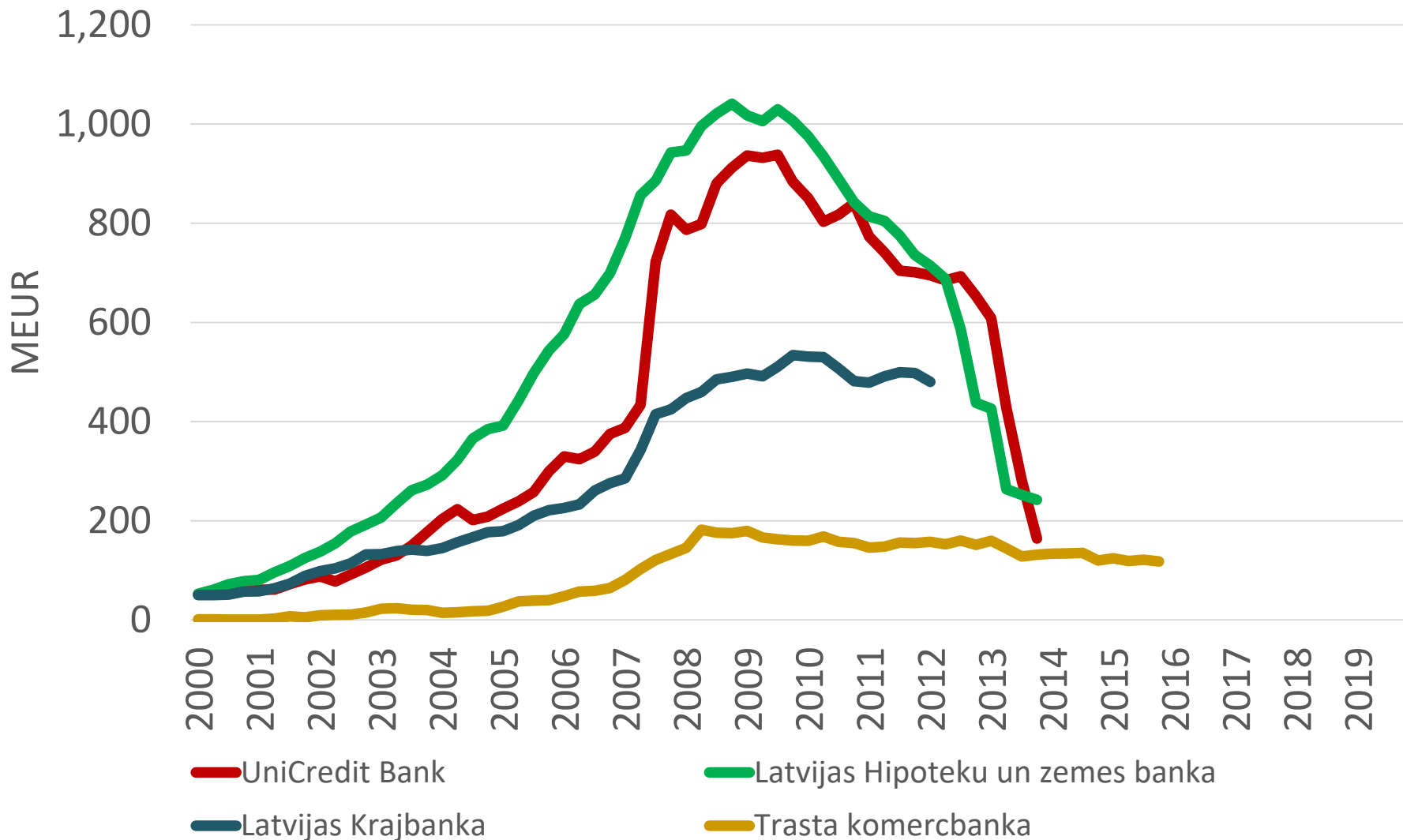
* 1st half 2019

Historic: banks' issued loans 2000-2019* (1)



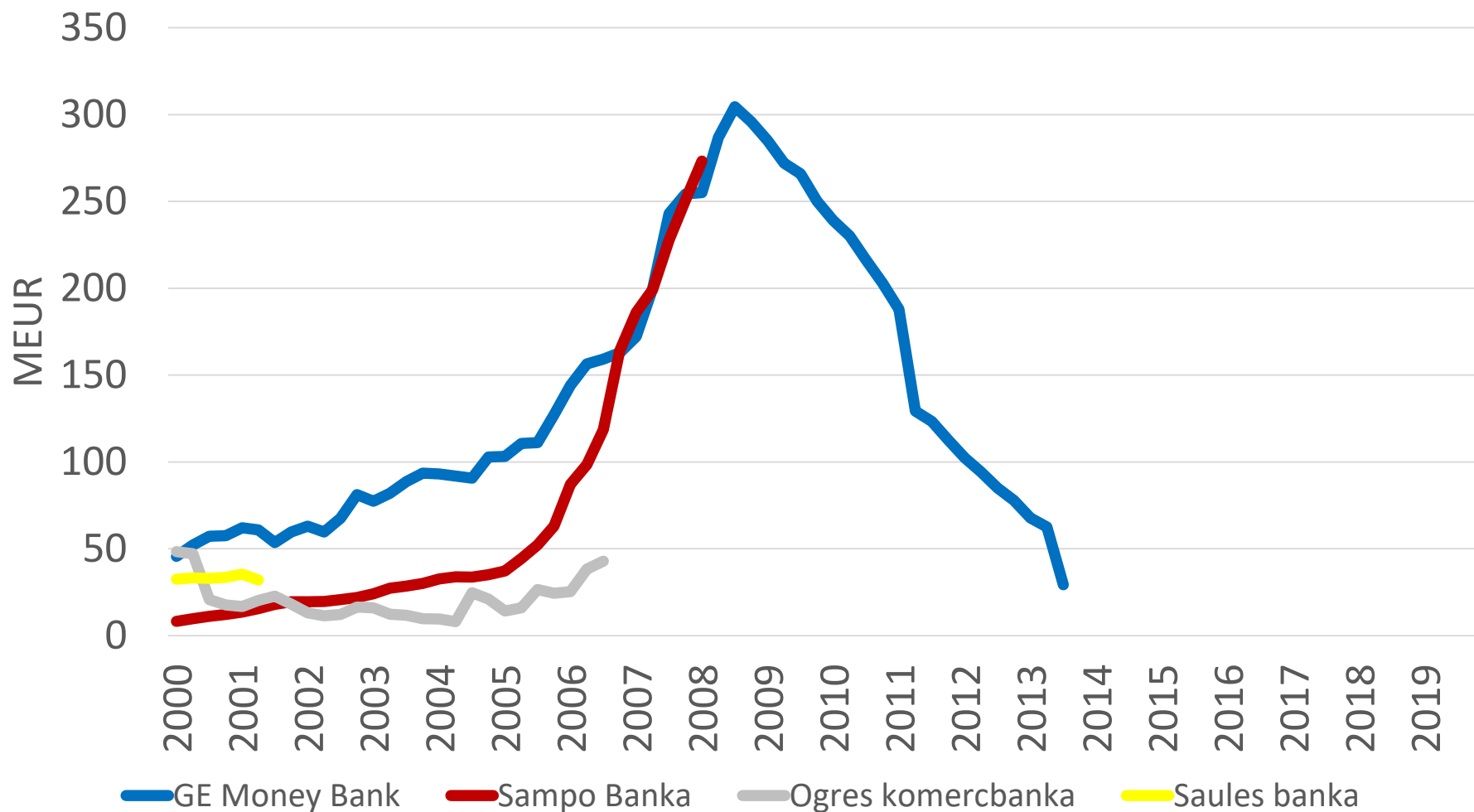
* 1st half 2019

Historic: banks' issued loans 2000-2019* (2)



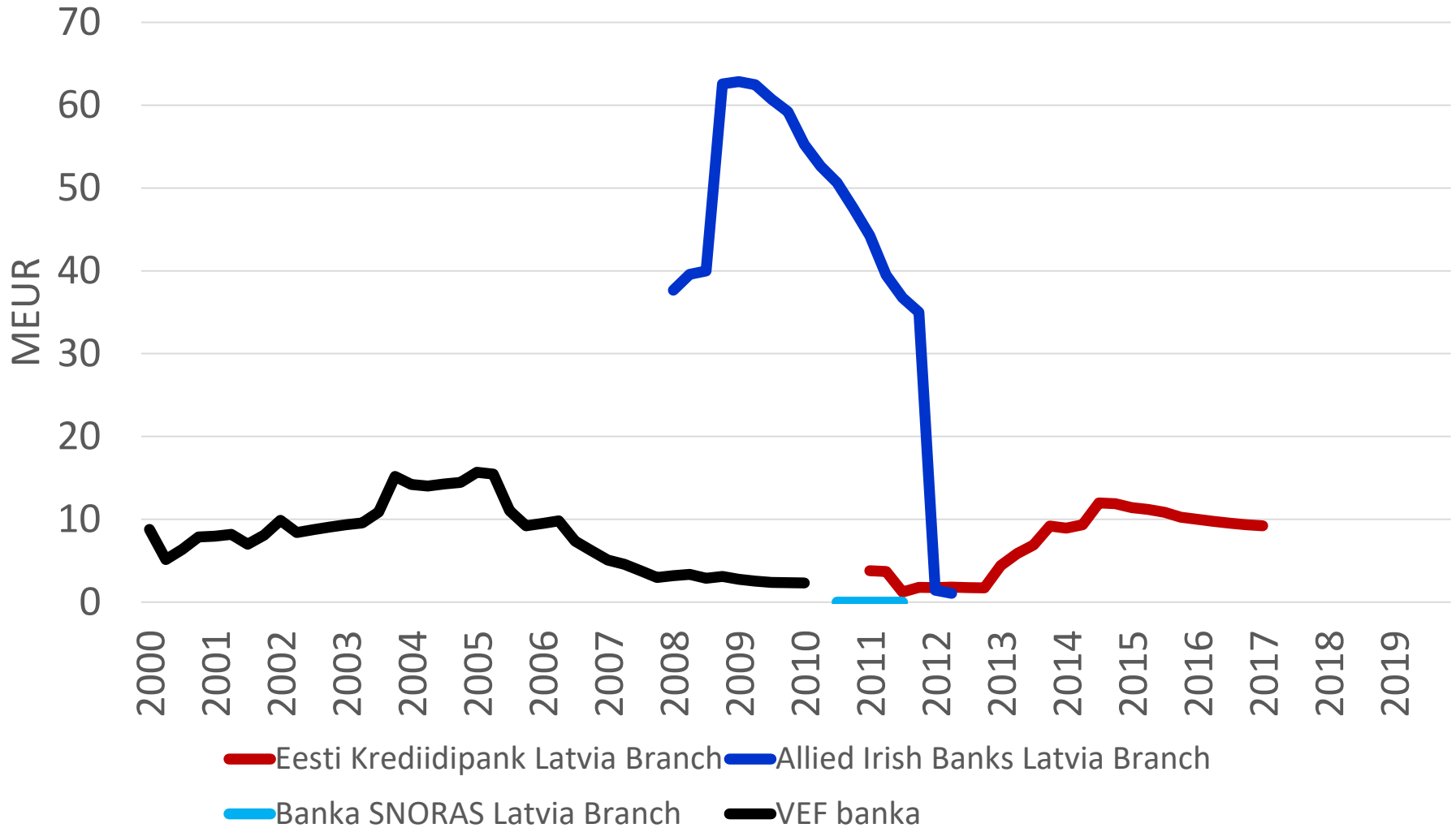
* 1st half 2019

Historic: banks' issued loans 2000-2019* (3)



* 1st half 2019

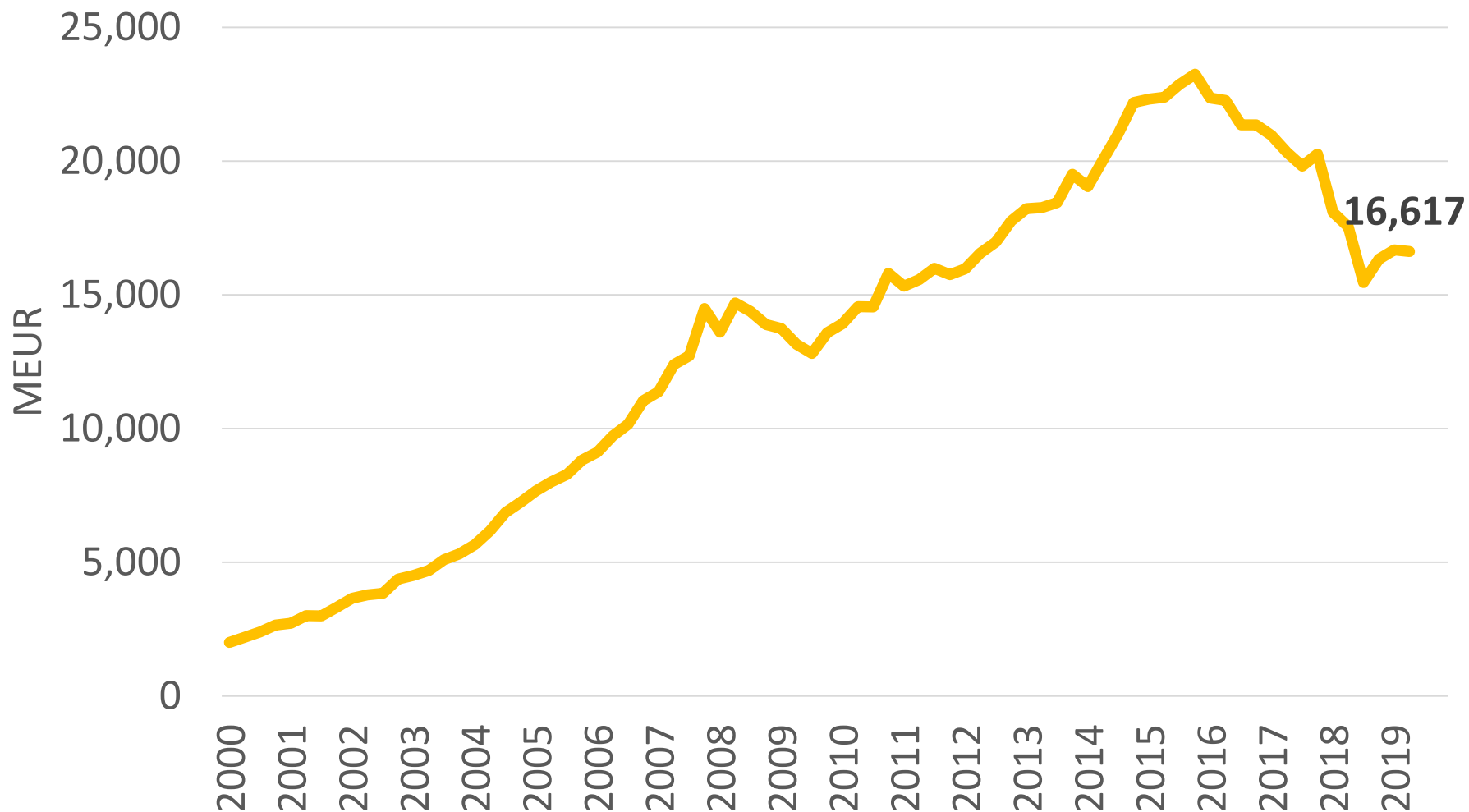
Historic: banks' issued loans 2000-2019* (4)



* 1st half 2019

5. DEPOSITS

Deposits at Latvian banking sector 2000-2019*



* 1st half 2019

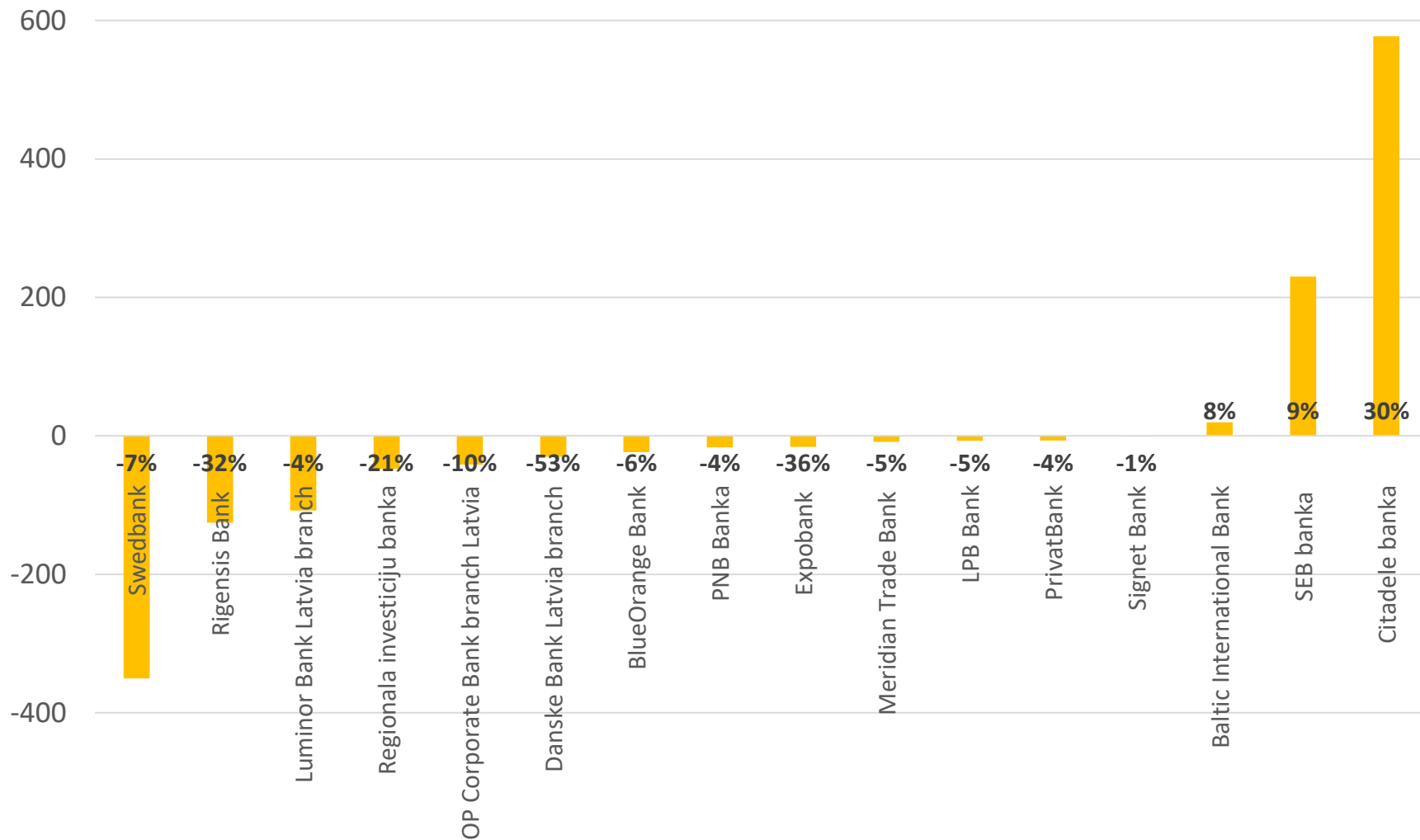
Deposits at Latvian banking sector

- Total deposits at Latvian banking sector were EUR 16.6 billion as of June 30, 2019;
- The total amount of deposits increased by 2% or EUR 0.3 billion in the 1st half 2019;
- Deposits declined by -5% or EUR -0.9 billion in the last 12 months period;
- Main decrease was observed in the sector of foreign deposits.

Deposits at banks as of 30.06.2019, MEUR

Name	Value	Change in 2019	
Swedbank	4,571.5	-350.2	-7.1%
SEB banka	2,932.6	230.1	8.5%
Luminor Bank Latvia branch	2,724.6	-107.6	-3.8%
Citadele banka	2,509.1	577.1	29.9%
PNB Banka	458.6	-16.7	-3.5%
OP Corporate Bank branch Latvia	379.6	-41.5	-9.9%
BlueOrange Bank	361.0	-23.4	-6.1%
Baltic International Bank	262.5	19.5	8.0%
Rigensis Bank	262.2	-125.2	-32.3%
Regionala investiciju banka	181.3	-47.7	-20.8%
Meridian Trade Bank	162.6	-8.8	-5.1%
LPB Bank	144.5	-7.0	-4.6%
PrivatBank	144.5	-6.6	-4.4%
Signet Bank	121.8	-0.9	-0.7%
Expobank	28.5	-15.8	-35.6%
Danske Bank Latvia branch	26.8	-30.1	-52.8%
Total banking industry	16,617.1	284.6	1.7%
Altum	0.0	0.0	0.0%

Change of deposits 30.06.2019 vs 31.12.2018, MEUR



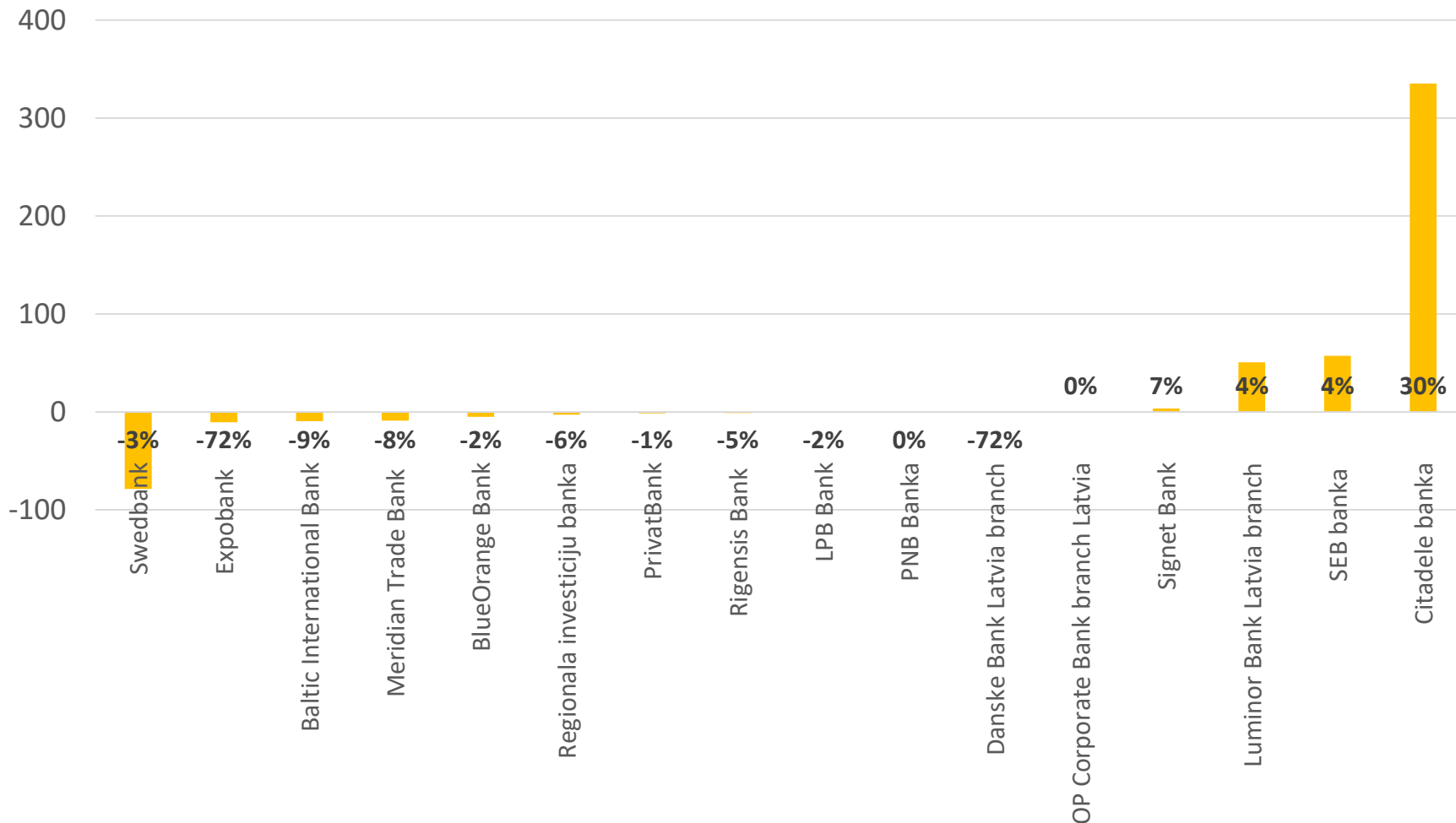
Breakdown of deposits as of 30.06.2019, MEUR

Name	Deposits	Term		Customer	
		Short term	Long term	Private persons	Companies
Swedbank	4,571.5	4,088.9	482.7	2,845.2	1,612.4
SEB banka	2,932.6	2,460.3	472.3	1,604.0	1,104.3
Luminor Bank Latvia branch	2,724.6	2,278.0	446.5	1,248.3	1,292.9
Citadele banka	2,509.1	2,033.7	475.3	1,457.8	969.3
PNB Banka	458.6	238.1	220.6	260.9	196.8
OP Corporate Bank branch Latvia	379.6	377.4	0.0	0.0	49.5
BlueOrange Bank	361.0	158.7	202.3	253.0	108.0
Baltic International Bank	262.5	209.9	52.7	91.2	171.3
Rigensis Bank	262.2	256.2	6.0	20.2	242.0
Regionala investiciju banka	181.3	148.4	32.9	43.1	138.2
Meridian Trade Bank	162.6	121.6	41.1	101.2	56.8
LPB Bank	144.5	112.0	32.6	55.1	89.4
PrivatBank	144.5	52.1	92.4	110.0	34.4
Signet Bank	121.8	89.5	32.3	51.8	70.0
Expobank	28.5	27.1	1.4	4.1	24.4
Danske Bank Latvia branch	26.8	26.8	0.0	0.1	26.7
Total banking industry	16,617.1	13,380.5	3,236.5	8,940.9	6,736.8
Altum	0.0	0.0	0.0	0.0	0.0

Deposits of private persons as of 30.06.2019, MEUR

Name	Value	Change in 2019	
Swedbank	2,845.2	-78.8	-2.7%
SEB banka	1,604.0	57.2	3.7%
Citadele banka	1,457.8	335.3	29.9%
Luminor Bank Latvia branch	1,248.3	50.6	4.2%
PNB Banka	260.9	-0.8	-0.3%
BlueOrange Bank	253.0	-5.2	-2.0%
PrivatBank	110.0	-1.6	-1.4%
Meridian Trade Bank	101.2	-9.0	-8.2%
Baltic International Bank	91.2	-9.6	-9.5%
LPB Bank	55.1	-1.0	-1.7%
Signet Bank	51.8	3.6	7.4%
Regionala investiciju banka	43.1	-2.9	-6.3%
Rigensis Bank	20.2	-1.1	-5.2%
Expobank	4.1	-10.5	-71.9%
Danske Bank Latvia branch	0.1	-0.3	-71.6%
OP Corporate Bank branch Latvia	0.0	0.0	0.0%
Total banking industry	8,940.9	456.3	5.4%
Altum	0.0	0.0	0.0%

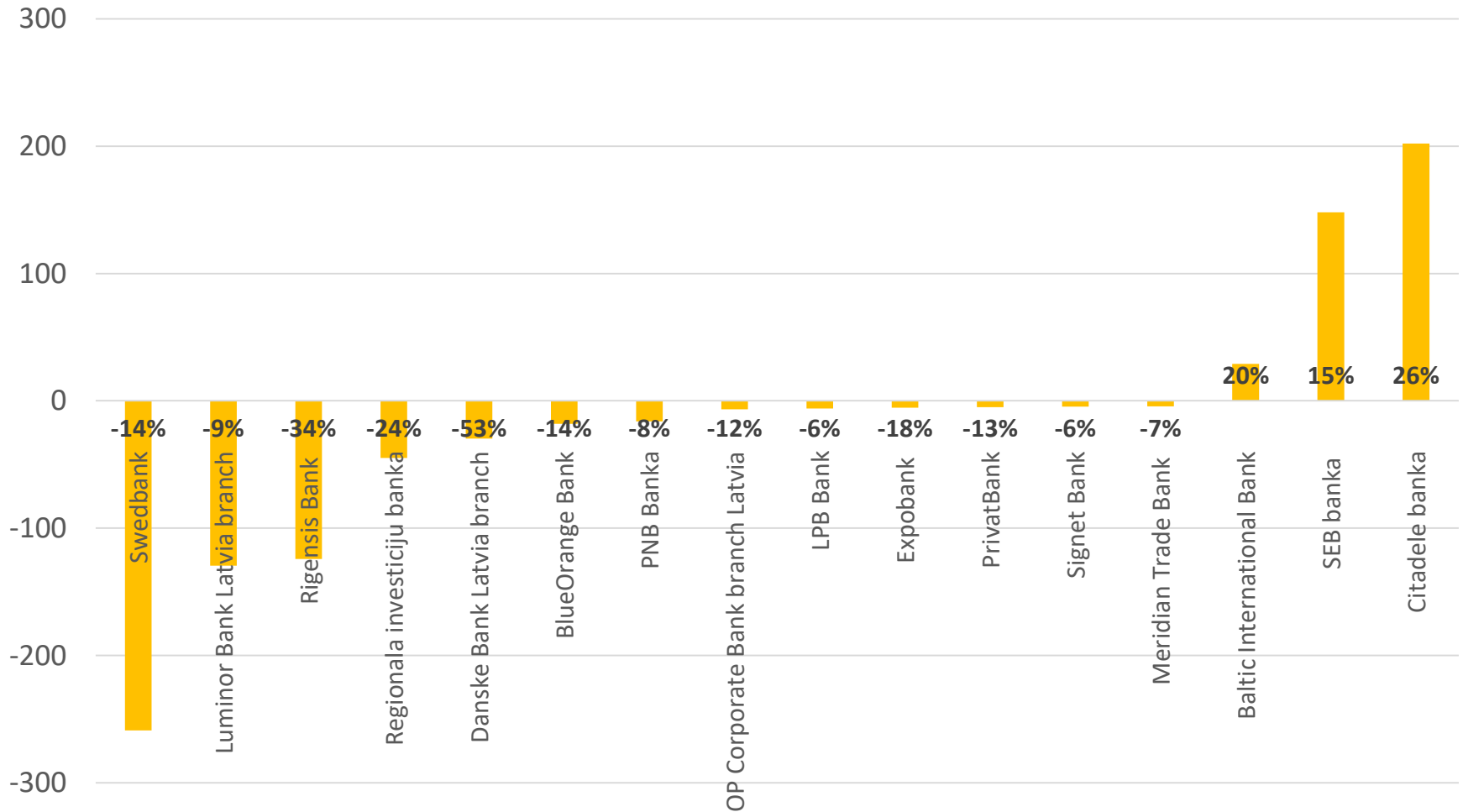
Change of deposits of private persons 30.06.2019 vs 31.12.2018, MEUR



Deposits of companies as of 30.06.2019, MEUR

Name	Value	Change in 2019	
Swedbank	1,612.4	-258.8	-13.8%
Luminor Bank Latvia branch	1,292.9	-129.4	-9.1%
SEB banka	1,104.3	148.0	15.5%
Citadele banka	969.3	202.1	26.3%
Rigensis Bank	242.0	-124.1	-33.9%
PNB Banka	196.8	-16.2	-7.6%
Baltic International Bank	171.3	29.0	20.4%
Regionala investiciju banka	138.2	-44.8	-24.5%
BlueOrange Bank	108.0	-18.1	-14.4%
LPB Bank	89.4	-6.0	-6.3%
Signet Bank	70.0	-4.5	-6.0%
Meridian Trade Bank	56.8	-4.4	-7.2%
OP Corporate Bank branch Latvia	49.5	-6.7	-12.0%
PrivatBank	34.4	-5.0	-12.7%
Danske Bank Latvia branch	26.7	-29.7	-52.7%
Expobank	24.4	-5.3	-17.8%
Total banking industry	6,736.8	-164.8	-2.4%
Altum	0.0	0.0	0.0%

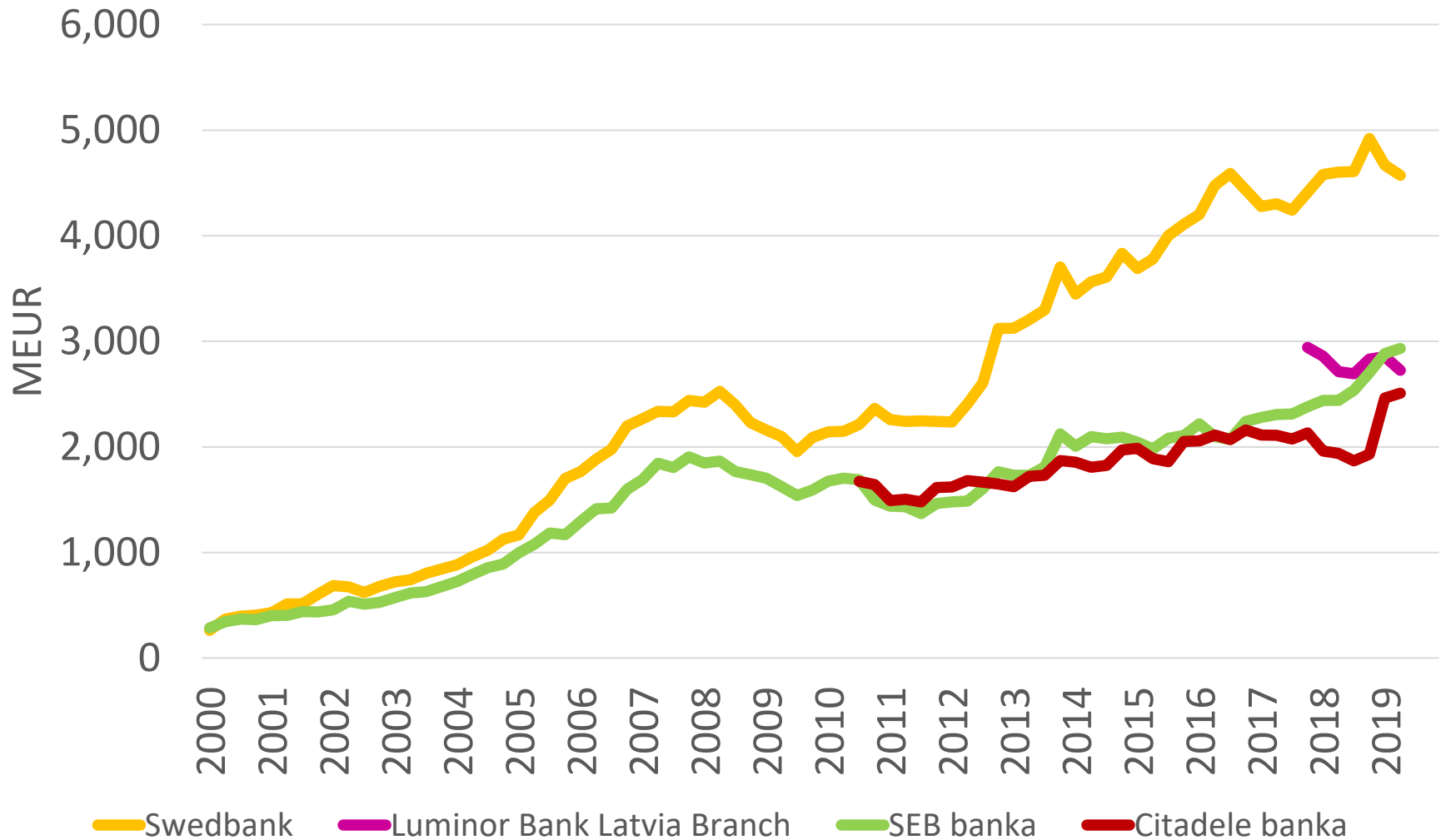
Change of deposits of companies 30.06.2019 vs 31.12.2018, MEUR



Deposits by term as of 30.06.2019, MEUR

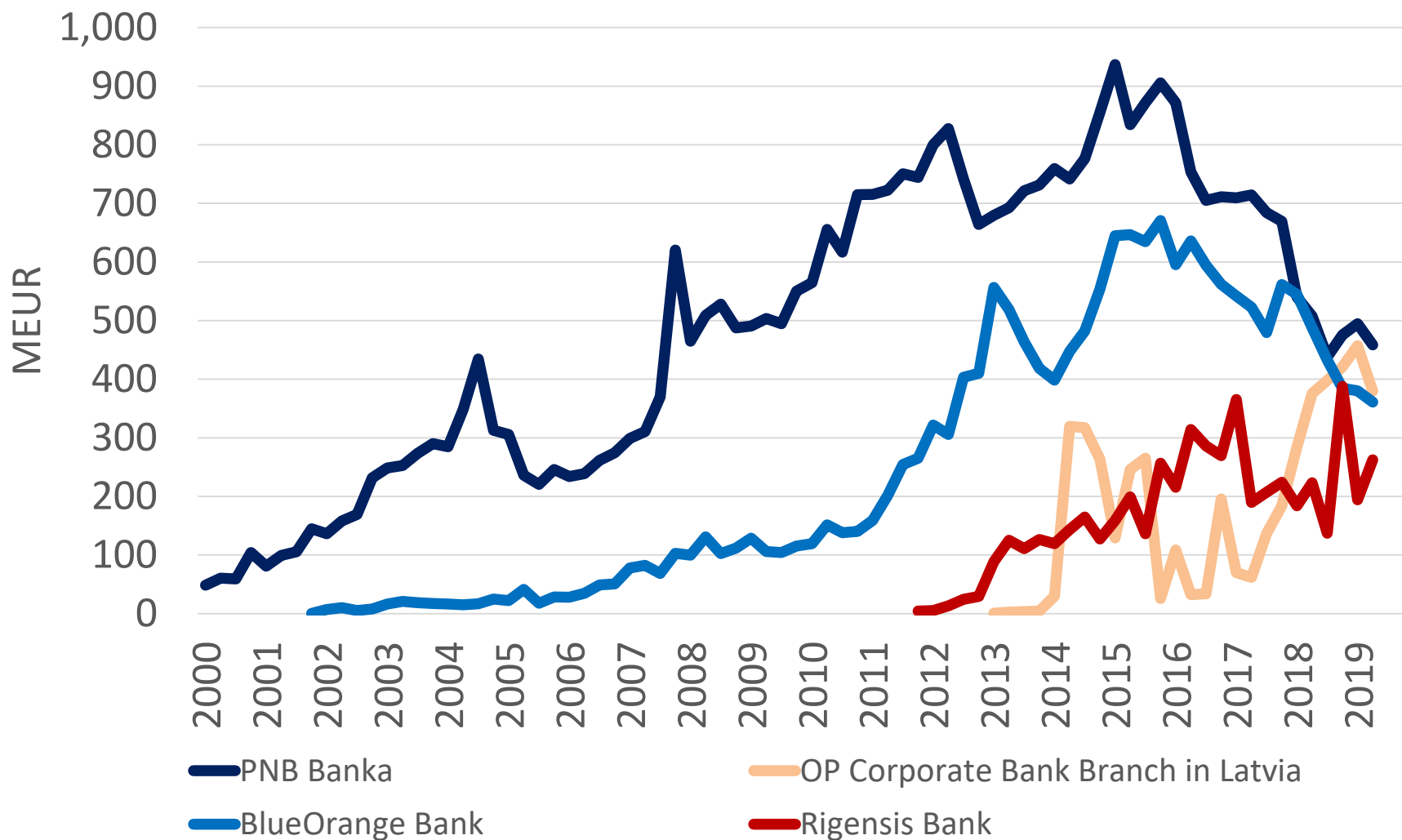
Name	Deposits	Short term		Long term	
		Value	Proportion, %	Value	Proportion, %
Swedbank	4,571.5	4,088.9	89.4%	482.7	10.6%
SEB banka	2,932.6	2,460.3	83.9%	472.3	16.1%
Luminor Bank Latvia branch	2,724.6	2,278.0	83.6%	446.5	16.4%
Citadele banka	2,509.1	2,033.7	81.1%	475.3	18.9%
PNB Banka	458.6	238.1	51.9%	220.6	48.1%
OP Corporate Bank branch Latvia	379.6	377.4	99.4%	0.0	0.0%
BlueOrange Bank	361.0	158.7	44.0%	202.3	56.0%
Baltic International Bank	262.5	209.9	79.9%	52.7	20.1%
Rigensis Bank	262.2	256.2	97.7%	6.0	2.3%
Regionala investiciju banka	181.3	148.4	81.8%	32.9	18.2%
Meridian Trade Bank	162.6	121.6	74.7%	41.1	25.3%
LPB Bank	144.5	112.0	77.5%	32.6	22.5%
PrivatBank	144.5	52.1	36.0%	92.4	64.0%
Signet Bank	121.8	89.5	73.5%	32.3	26.5%
Expobank	28.5	27.1	95.0%	1.4	5.0%
Danske Bank Latvia branch	26.8	26.8	100.0%	0.0	0.0%
Total banking industry	16,617.1	13,380.5	80.5%	3,236.5	19.5%
Altum	0.0	0.0	0.0%	0.0	0.0%

Deposits at banks 2000-2019* (1)



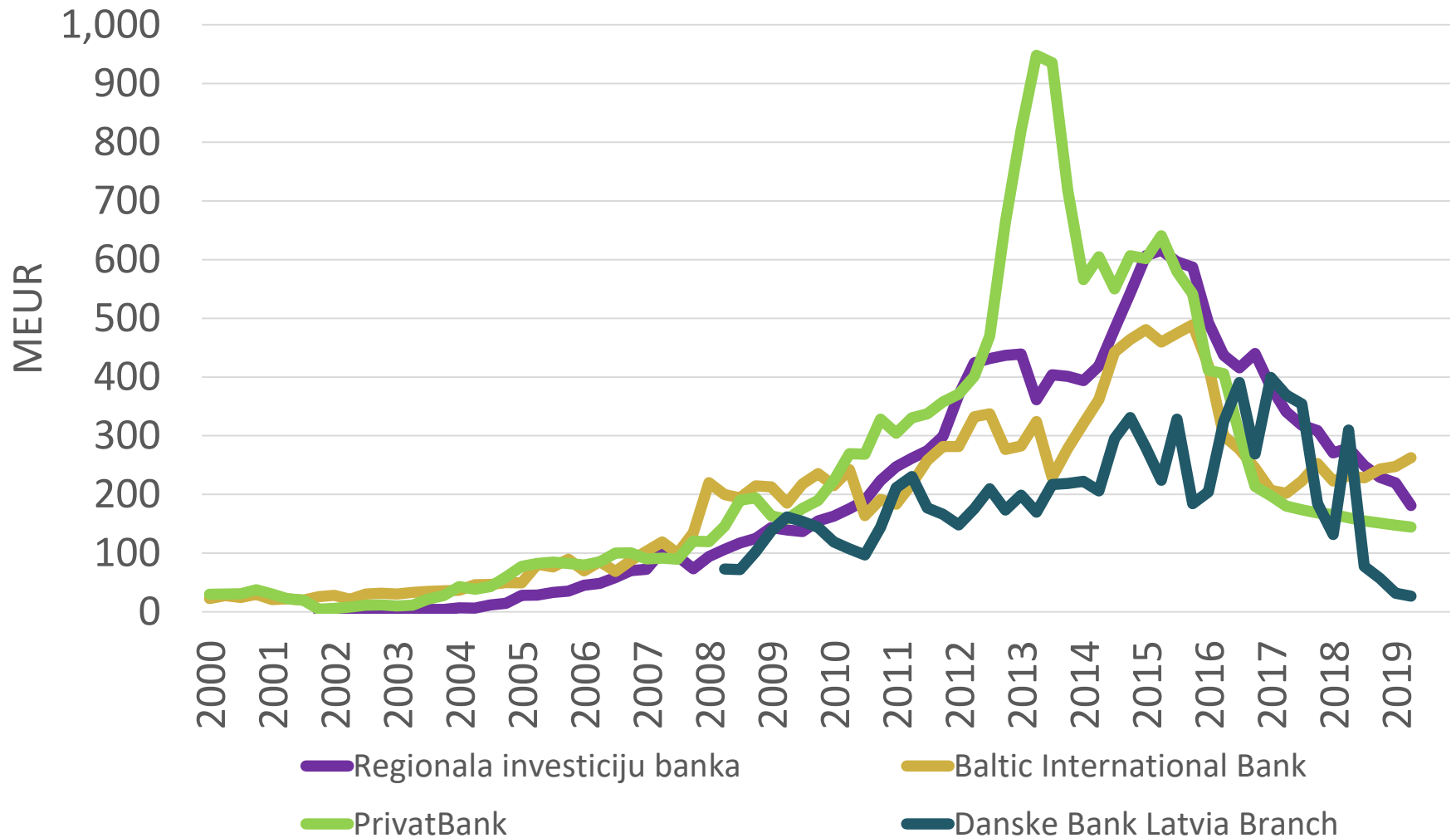
* 1st half 2019

Deposits at banks 2000-2019* (2)



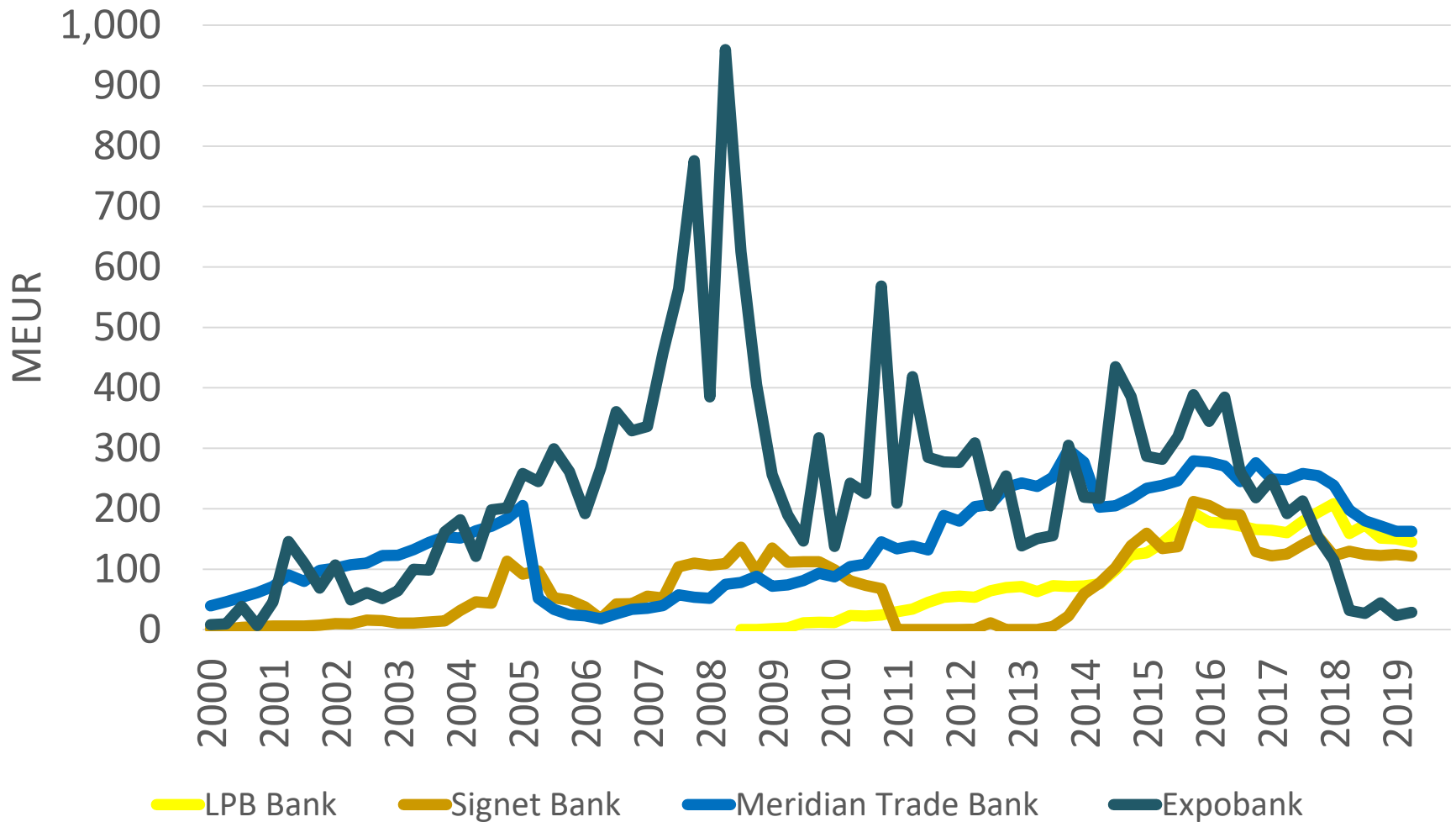
* 1st half 2019

Deposits at banks 2000-2019* (3)



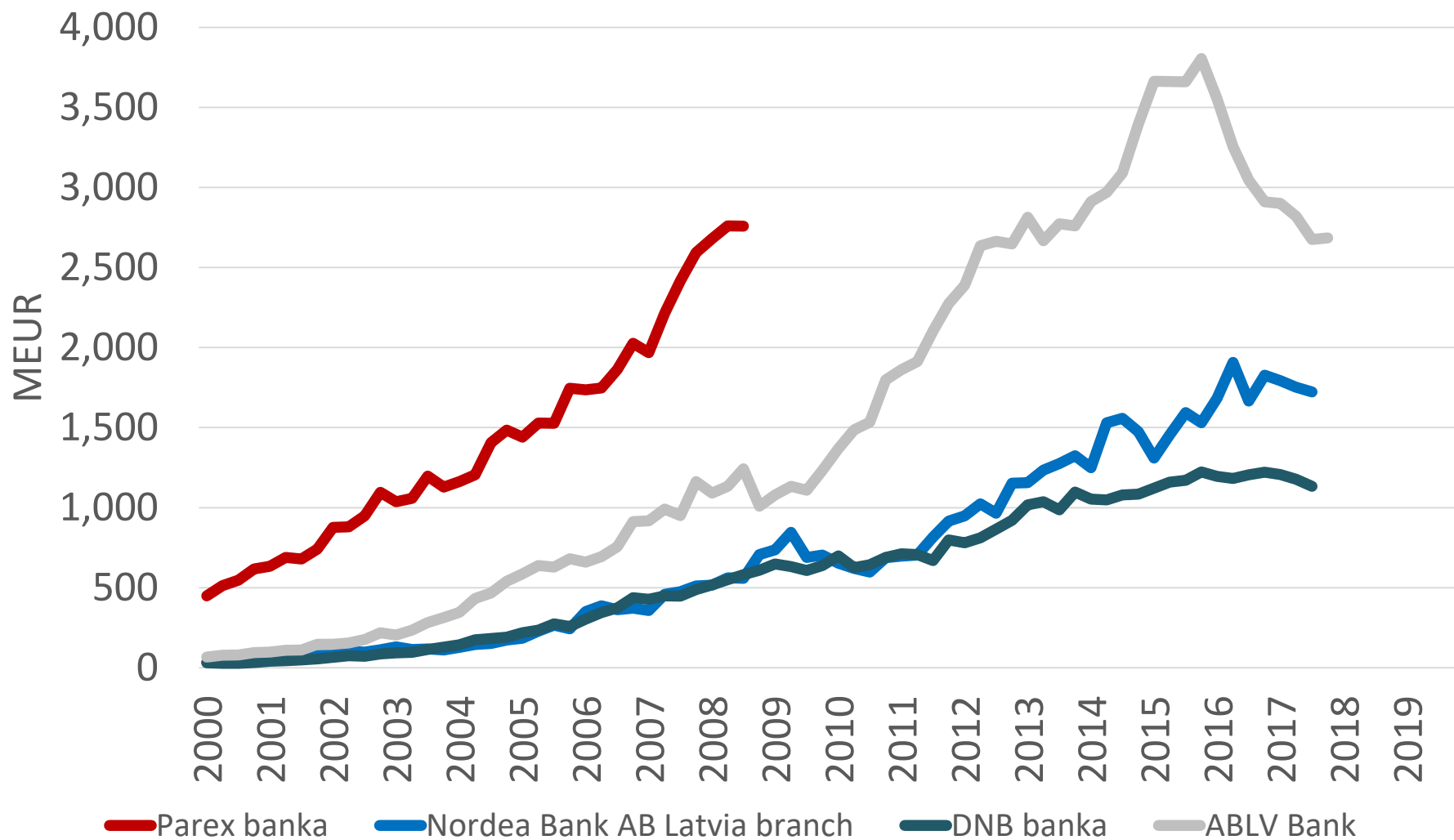
* 1st half 2019

Deposits at banks 2000-2019* (4)



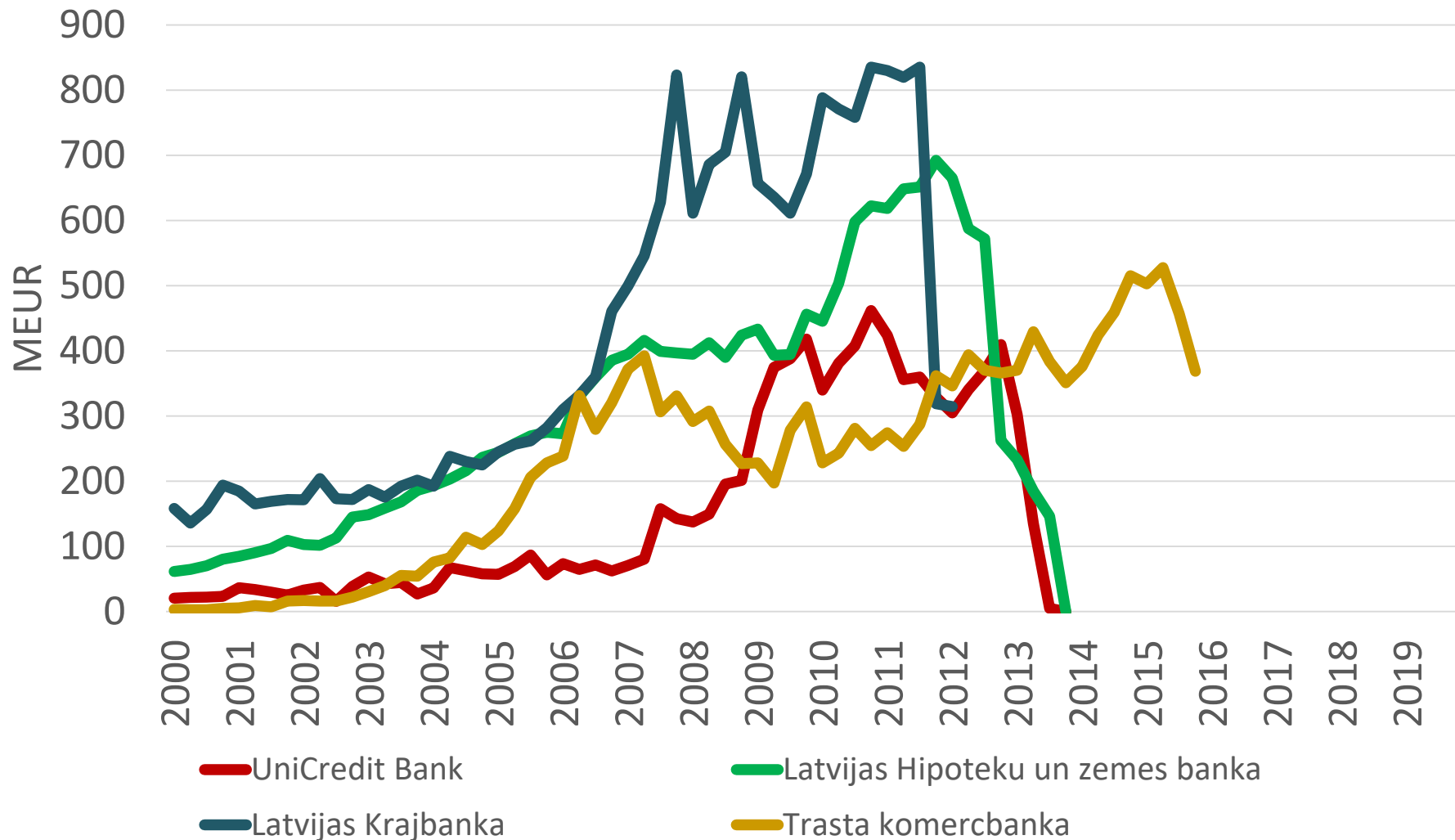
* 1st half 2019

Historic: deposits at banks 2000-2019* (1)



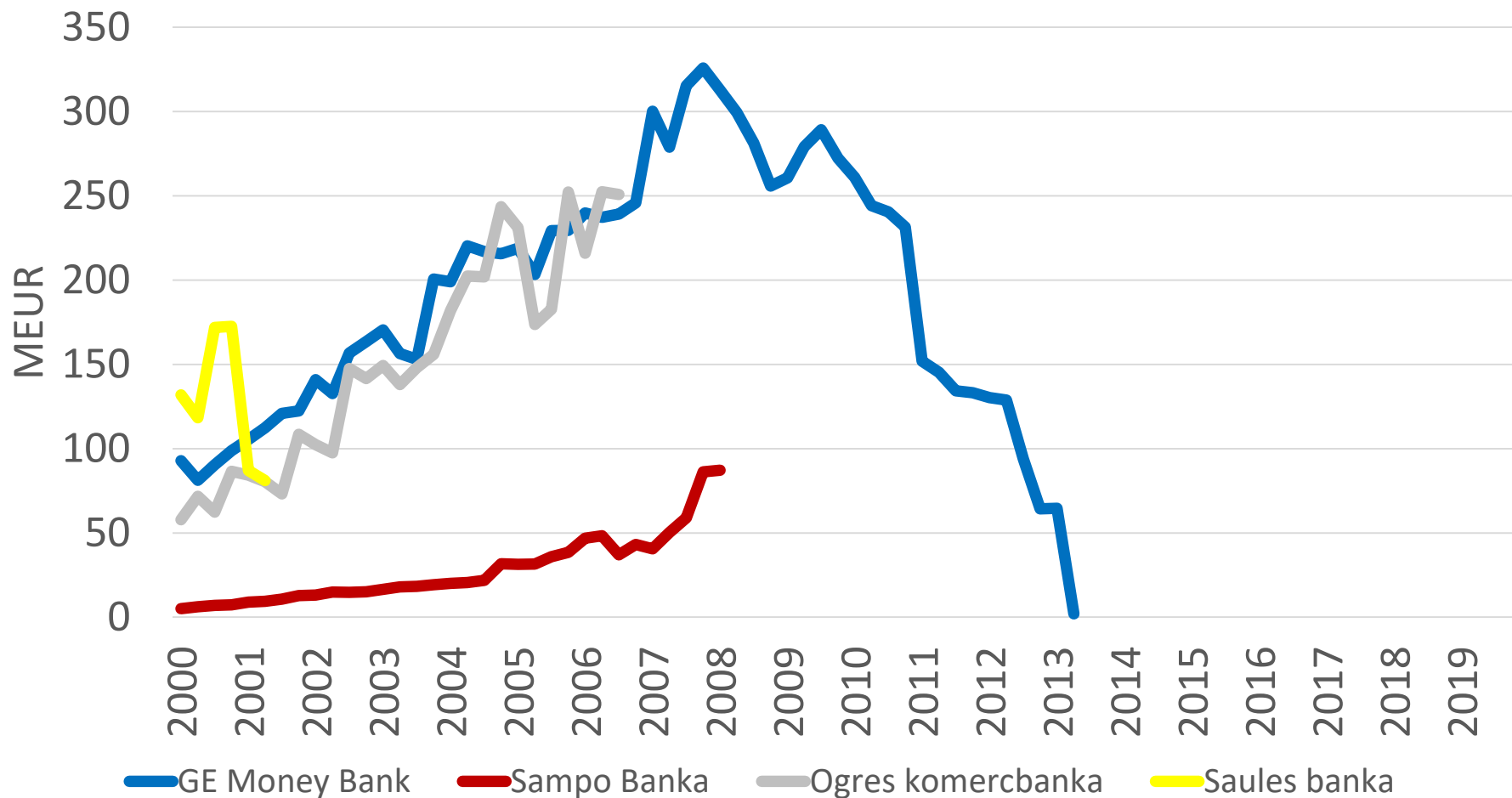
* 1st half 2019

Historic: deposits at banks 2000-2019* (2)



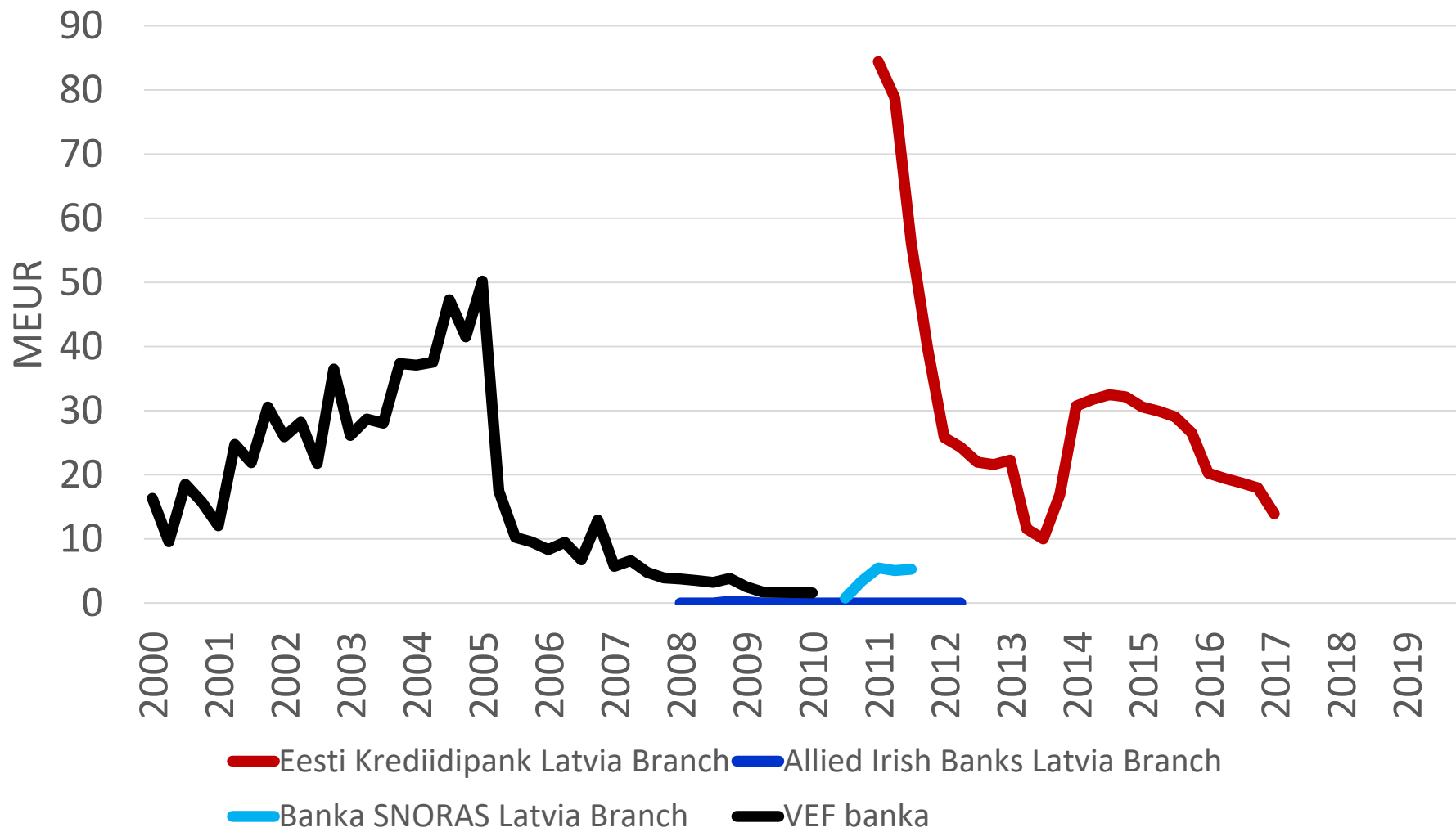
* 1st half 2019

Historic: deposits at banks 2000-2019* (3)



* 1st half 2019

Historic: deposits at banks 2000-2019* (4)



* 1st half 2019

6. ASSETS UNDER MANGEMENT AND ADMINISTRATION



Total* assets under management and administration as of 30.06.2019, MEUR

Name	Value	Change in 2019	
Swedbank	4,307.1	522.2	13.8%
SEB banka	3,543.7	291.8	9.0%
Citadele banka	1,434.9	136.5	10.5%
Luminor Bank Latvia branch	951.1	23.0	2.5%
Signet Bank	717.0	213.0	42.2%
PNB Banka	433.4	45.9	11.9%
BlueOrange Bank	255.2	86.3	51.1%
Expobank	212.1	-10.6	-4.8%
Baltic International Bank	96.8	22.5	30.3%
Regionala investiciju banka	82.3	-5.7	-6.5%
Rigensis Bank	37.1	1.4	4.1%
LPB Bank	30.2	0.1	0.3%
PrivatBank	13.9	0.7	5.3%
Meridian Trade Bank	1.0	0.0	0.0%
Danske Bank Latvia branch	0.0	0.0	0.0%
OP Corporate Bank branch Latvia	0.0	0.0	0.0%
Total banking industry	12,115.8	1,327.1	12.3%
Altum	0.0	0.0	0.0%

* - banks and investment management companies

Assets under management and administration at banks as of 30.06.2019, MEUR

Name	Value	Change in 2019	
Swedbank	2,405.0	300.4	14.3%
SEB banka	1,997.5	141.1	7.6%
Signet Bank	661.7	212.5	47.3%
Citadele banka	649.2	52.6	8.8%
Luminor Bank Latvia branch	367.1	-36.5	-9.1%
BlueOrange Bank	255.2	86.3	51.1%
Expobank	212.1	-10.6	-4.8%
PNB Banka	165.5	34.5	26.4%
Baltic International Bank	96.8	22.5	30.3%
Regionala investiciju banka	82.3	-5.7	-6.5%
Rigensis Bank	37.1	1.4	4.1%
LPB Bank	30.2	0.1	0.3%
PrivatBank	13.9	0.7	5.3%
Meridian Trade Bank	1.0	0.0	0.0%
Danske Bank Latvia branch	0.0	0.0	0.0%
OP Corporate Bank branch Latvia	0.0	0.0	0.0%
Total banking industry	6,974.5	799.2	12.9%
Altum	0.0	0.0	0.0%

Assets under management and administration at investment management companies as of 30.06.2019, MEUR

Name	Value	Change in 2019	
Swedbank	1,902.1	221.8	13.2%
SEB banka	1,546.2	150.7	10.8%
Citadele banka	785.6	83.9	12.0%
Luminor Bank Latvia branch	584.0	59.6	11.4%
PNB Banka	267.9	11.4	4.5%
Signet Bank	55.4	0.5	0.9%
Expobank	0.0	0.0	0.0%
BlueOrange Bank	0.0	0.0	0.0%
Regionala investiciju banka	0.0	0.0	0.0%
Baltic International Bank	0.0	0.0	0.0%
Rigensis Bank	0.0	0.0	0.0%
LPB Bank	0.0	0.0	0.0%
PrivatBank	0.0	0.0	0.0%
Meridian Trade Bank	0.0	0.0	0.0%
Danske Bank Latvia branch	0.0	0.0	0.0%
OP Corporate Bank branch Latvia	0.0	0.0	0.0%
Total banking industry	5,141.2	527.8	11.4%
Altum	0.0	0.0	0.0%

7. FINANCIAL RATIOS

Financial ratios as of 30.06.2019

Name	Capital Adequacy Ratio ¹	Liquidity coverage ratio ²	Return on Equity (ROE) ³	Return on Assets (ROA) ⁴
Baltic International Bank	14.2%	212.0%	2.5%	0.2%
BlueOrange Bank	17.4%	222.7%	12.9%	1.7%
Citadele banka	18.8%	223.2%	9.0%	0.9%
Expobank	76.8%	728.3%	-3.0%	-1.5%
LPB Bank	19.5%	174.8%	19.7%	3.1%
Meridian Trade Bank	9.5%	507.4%	9.7%	0.5%
PNB Banka	10.9%	386.8%	-27.2%	-2.0%
PrivatBank	25.4%	660.4%	-3.7%	-0.6%
Regionala investiciju banka	27.8%	146.6%	11.6%	1.5%
Rigensis Bank	29.0%	462.3%	7.2%	1.8%
SEB banka	18.5%	237.9%	13.4%	1.3%
Signet Bank	28.4%	380.6%	2.0%	0.2%
Swedbank	28.7%	274.0%	14.9%	2.1%

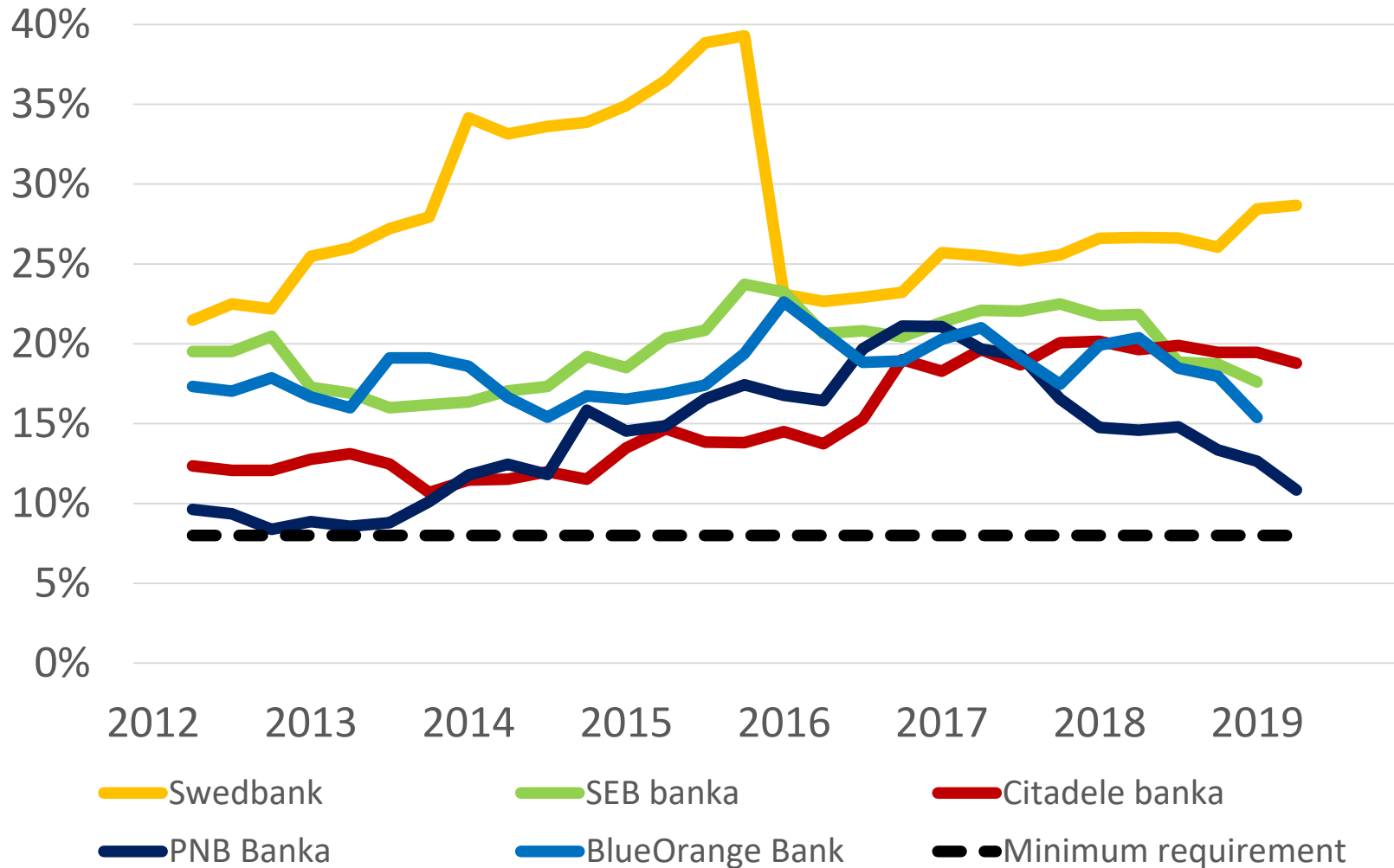
1 Total capital ratio, including adjustments; min requirement 8% according to legislation;

2 Minimum requirement 100%;

3 Return on equity (ROE) – proportion of annualized profit/loss of a period from average capital and reserves;

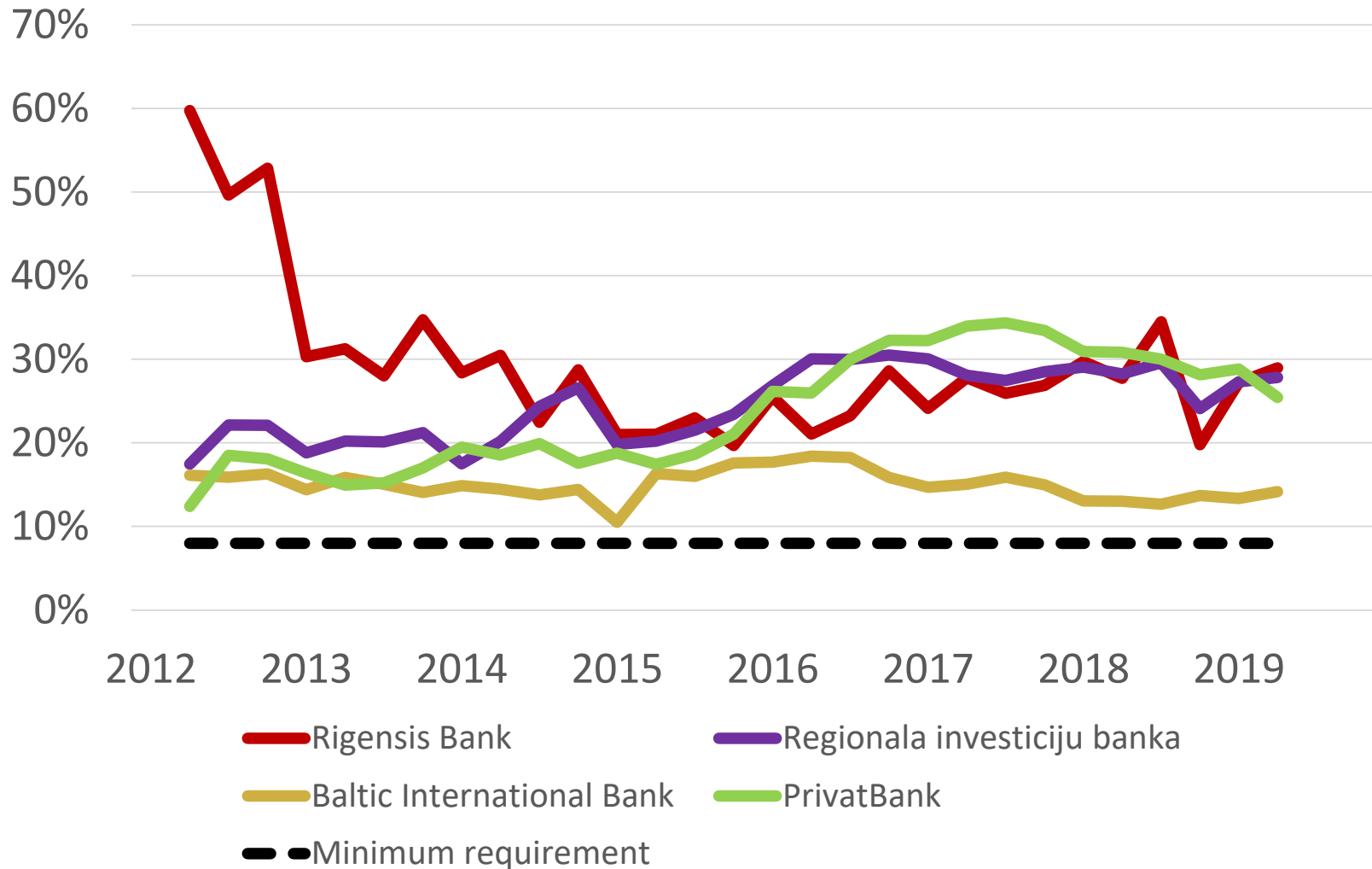
4 Return on assets (ROA) – proportion of annualized profit/loss of a period from average assets.

Capital adequacy ratio 2012-2019* (1)



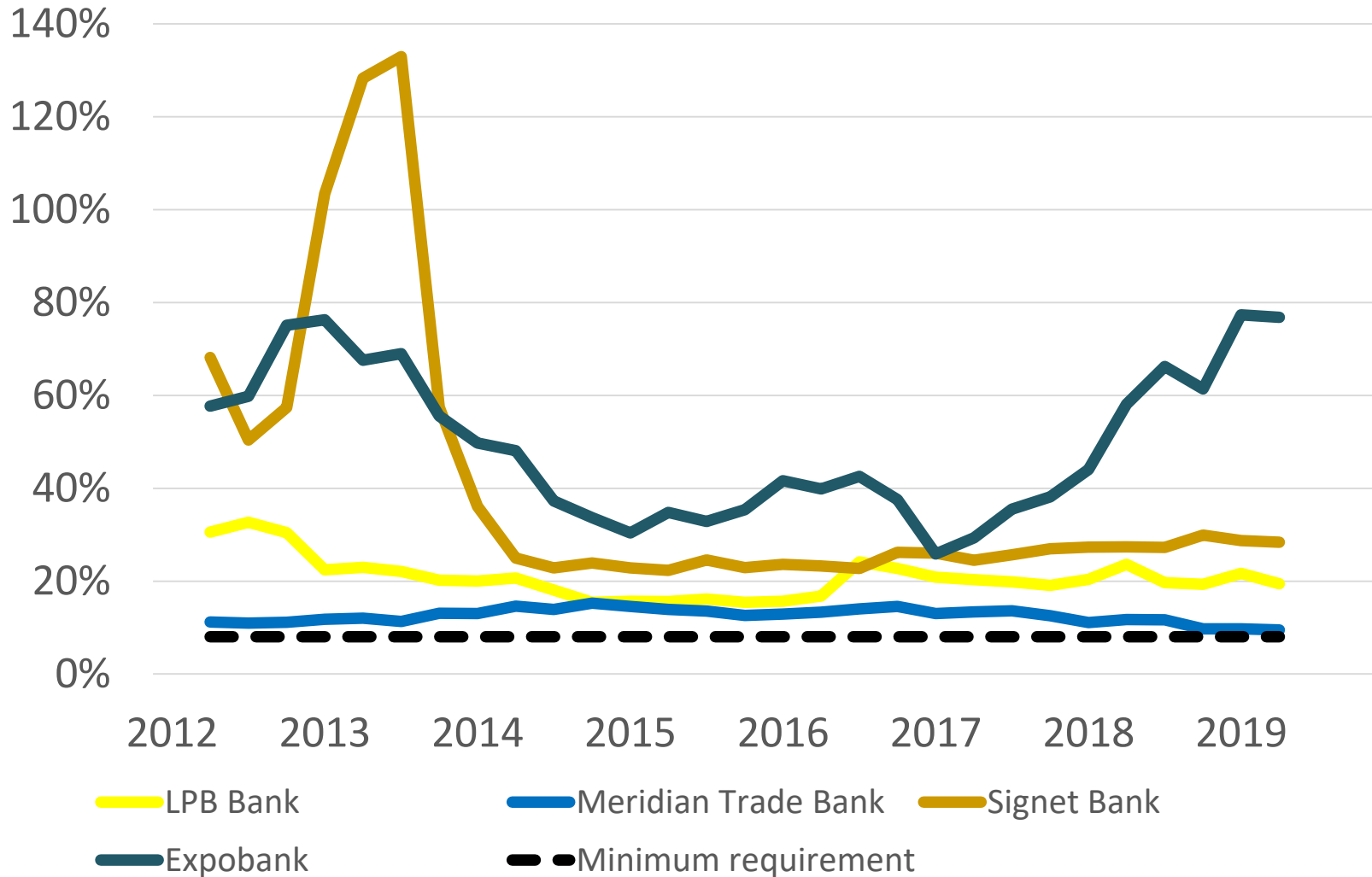
* 1st half 2019

Capital adequacy ratio 2012-2019* (2)



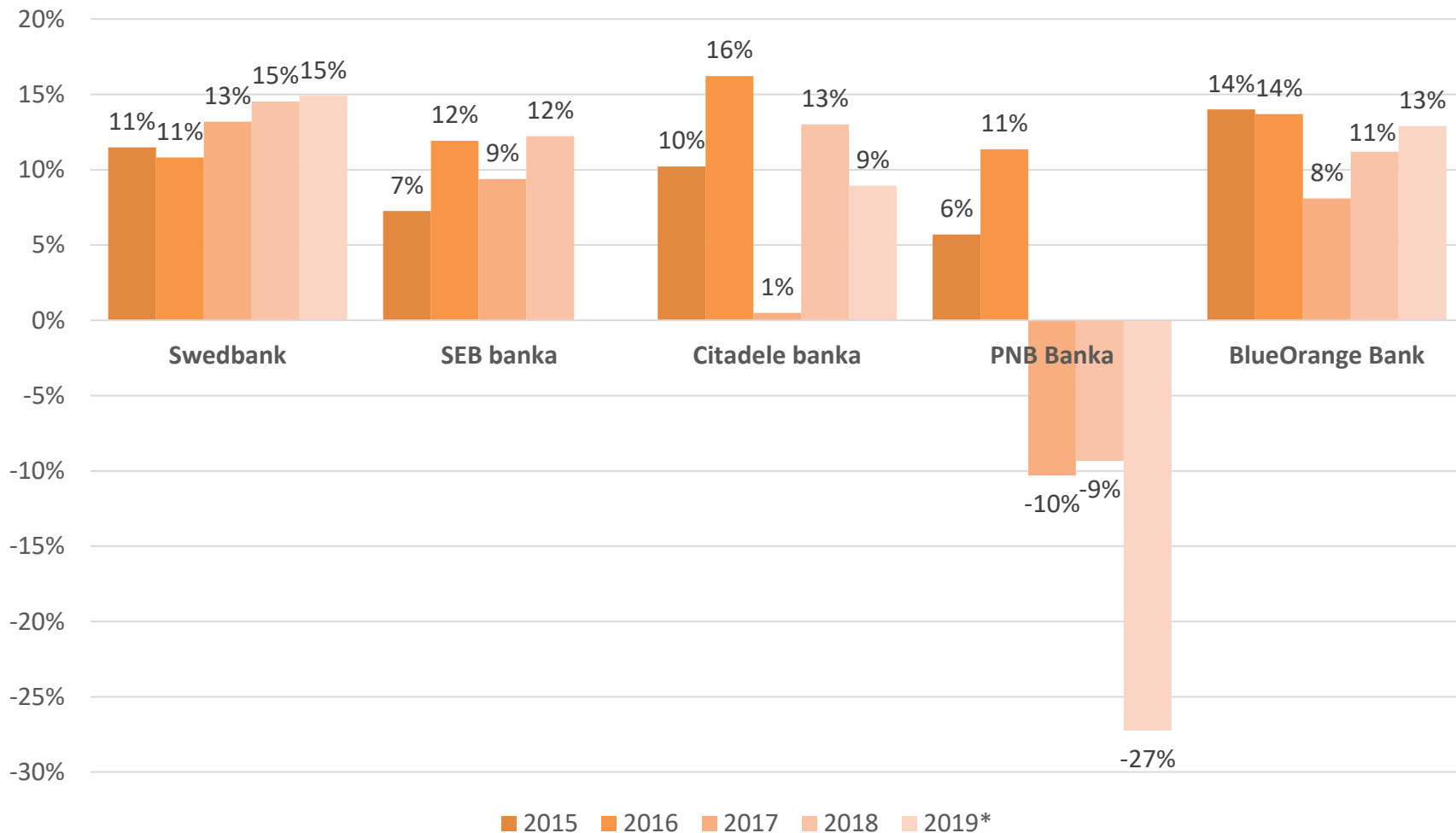
* 1st half 2019

Capital adequacy ratio 2012-2019* (3)



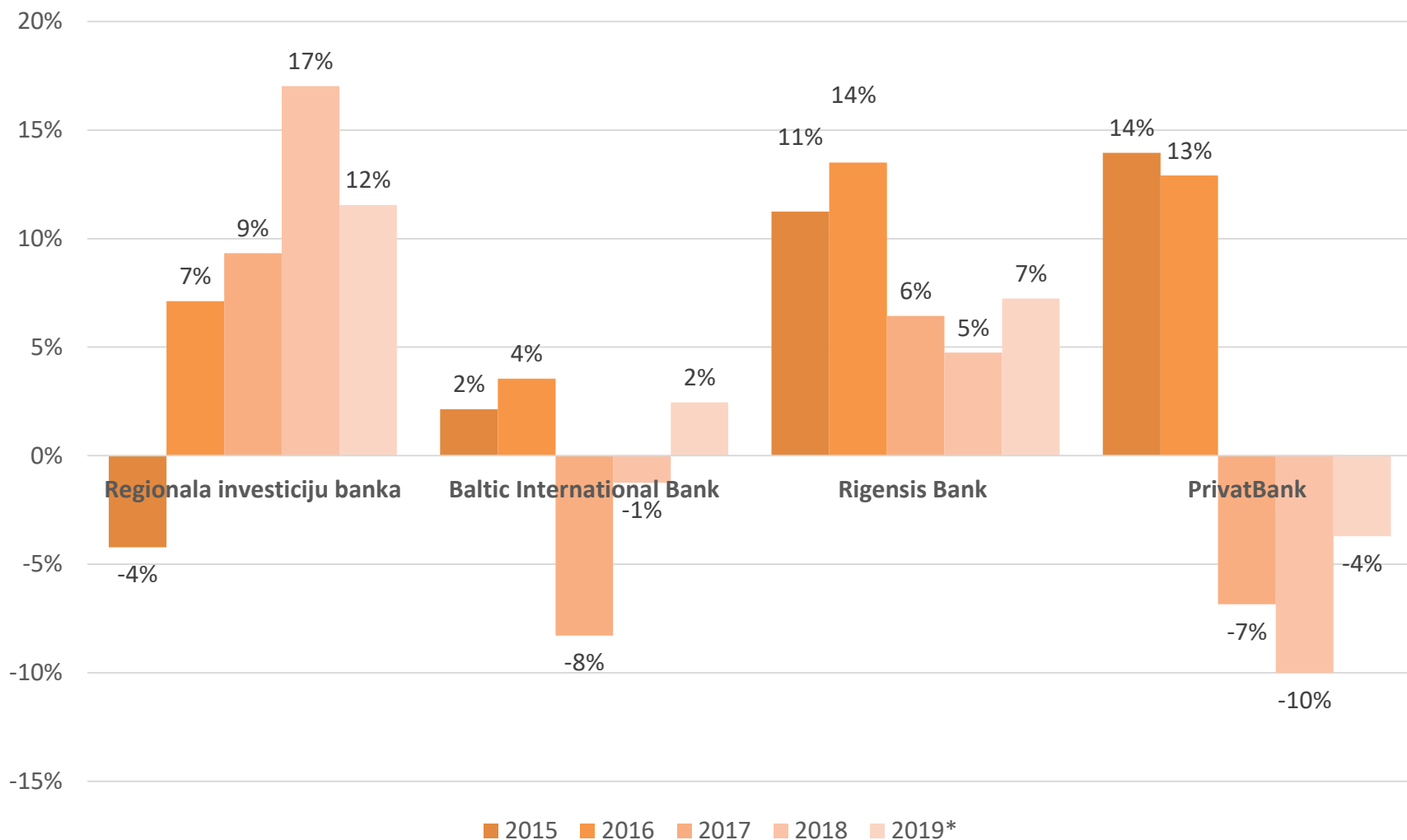
* 1st half 2019

Return on equity 2015-2019* (1)



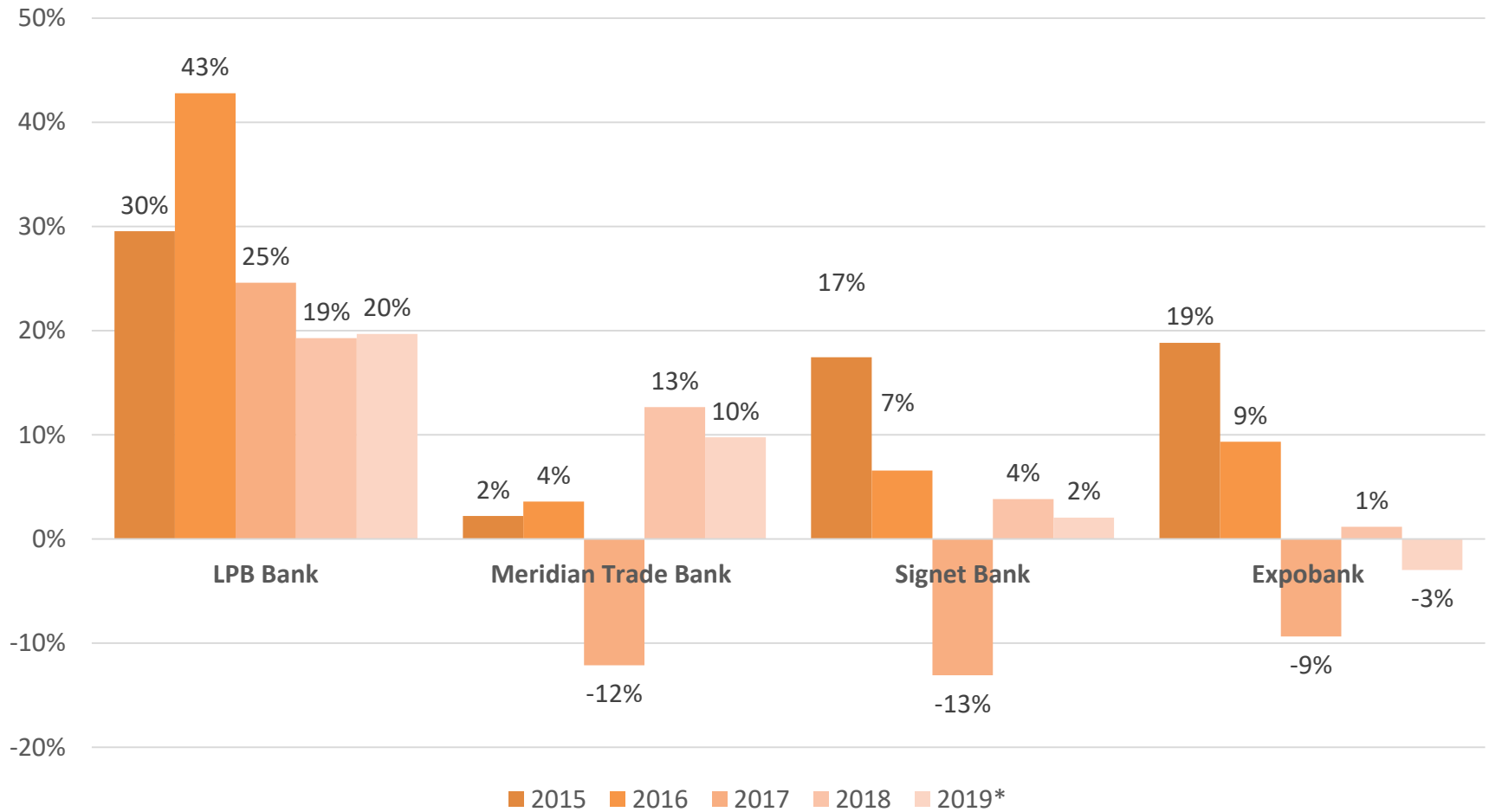
* 1st half 2019

Return on equity 2015-2019* (2)



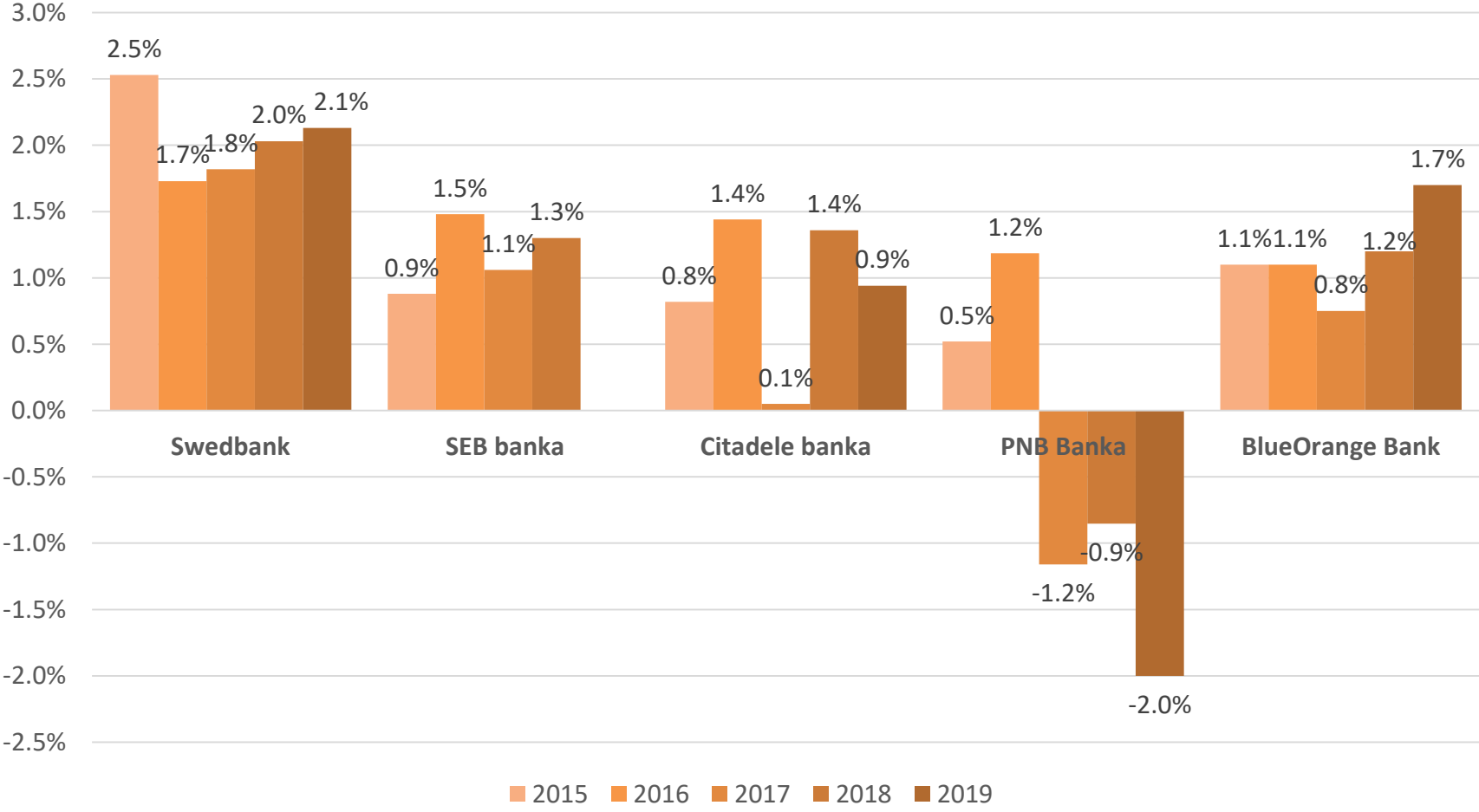
* 1st half 2019

Return on equity 2015-2019* (3)



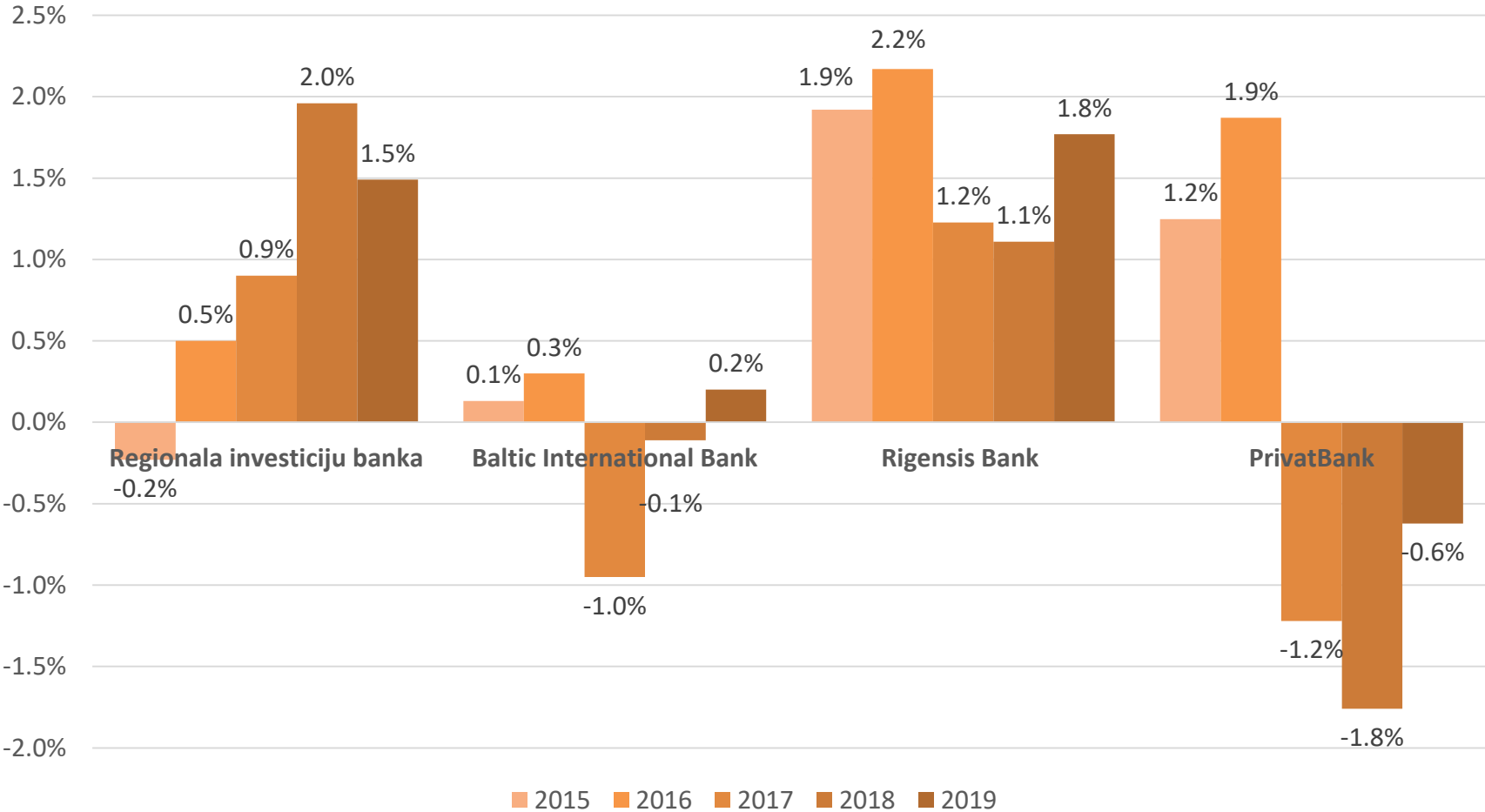
* 1st half 2019

Return on assets 2015-2019* (1)



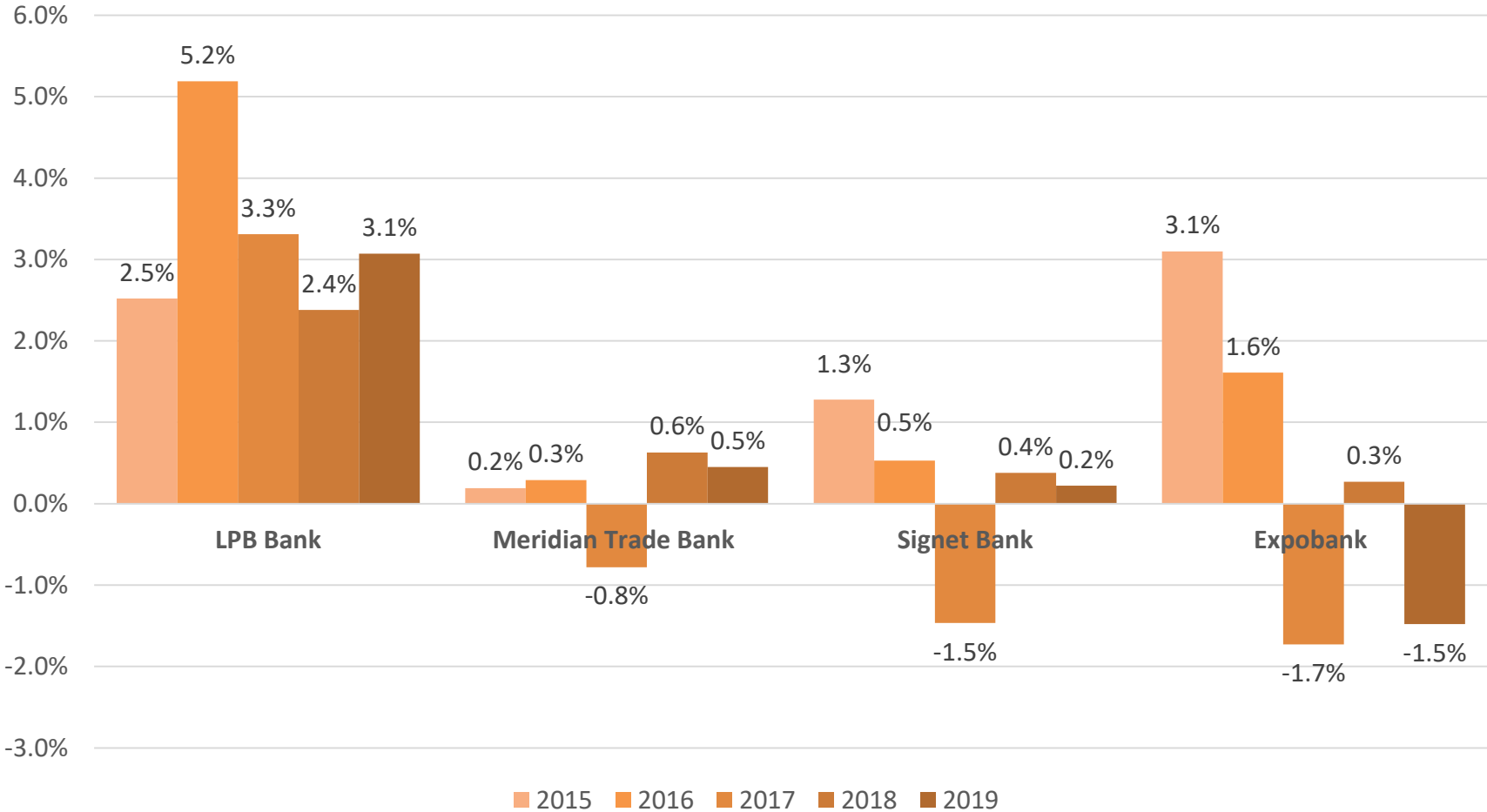
* 1st half 2019

Return on assets 2015-2019* (2)



* 1st half 2019

Return on assets 2015-2019* (3)



* 1st half 2019

METHODOLOGY

- Data source: information from commercial banks, non-audited data;
- Capital of foreign branches is not separated, and related ratios are not calculated;
- Profit of foreign branches is not reported;
- Data of the members of Finance Latvia Association is reported;
- Altum data available from the 2nd quarter 2018;
- Banking licence of ABLV Bank AS was cancelled on July 11, 2018; it influenced total banking sector results in the 3rd quarter 2018;
- Data of assets under management and administration is reported starting from 30.06.2018.;
- Financial services of PNB Banka were suspended on August 15, 2019; it did not influence the results of the 2nd quarter 2019.

THANK YOU FOR YOUR ATTENTION!

 Doma laukumā 8A, Rīgā, LV-1050

 +371 67284528

 info@financelatvia.eu

 www.financelatvia.eu