

OPERATING RESULTS OF LATVIAN COMMERCIAL BANKS

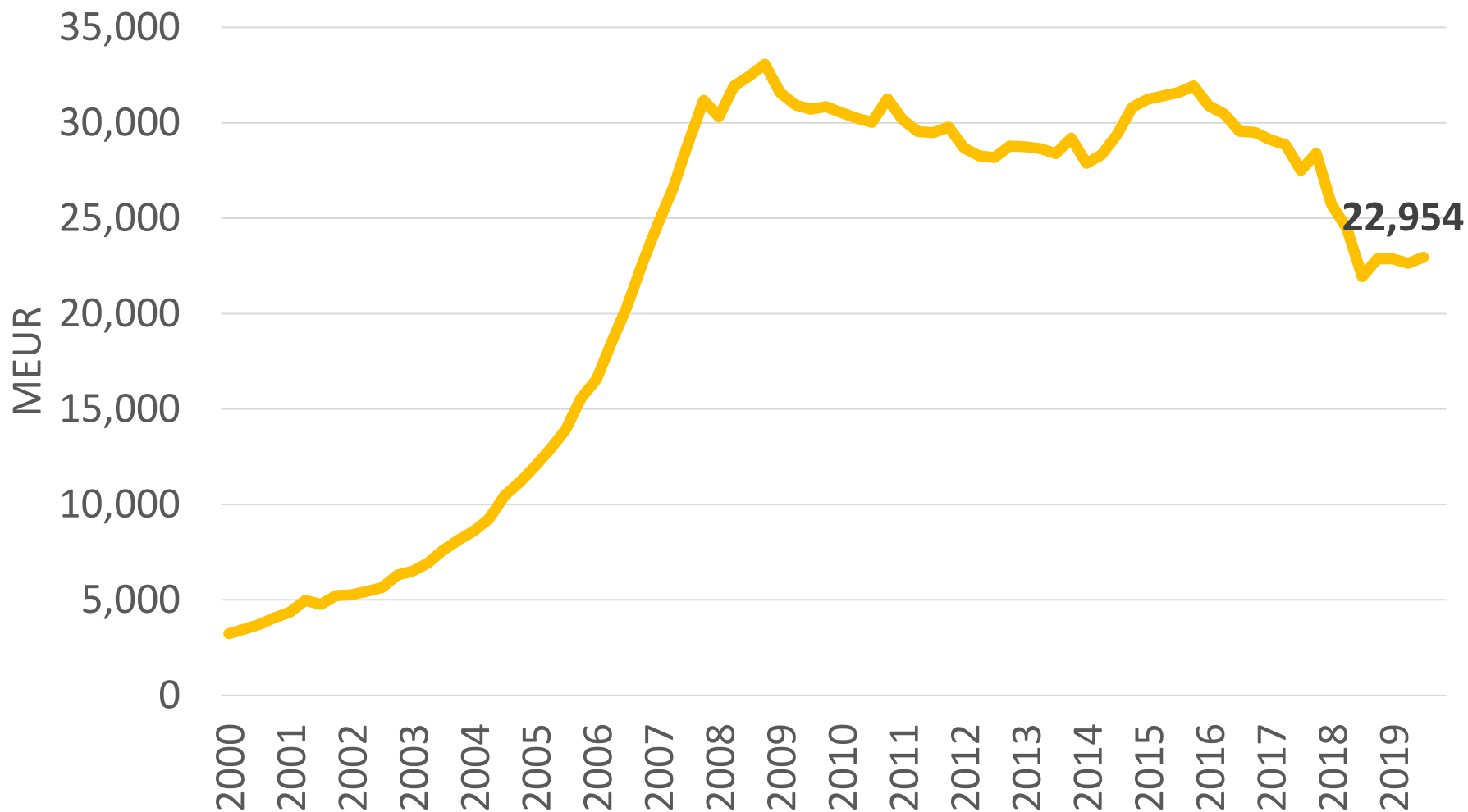
3rd quarter 2019

CONTENTS

1. Gross assets
2. Capital
3. Profit
4. Issued loans
5. Deposits
6. Assets under management and administration
7. Financial ratios

1. GROSS ASSETS

Gross assets of Latvian banking sector 2000-2019*



* 9 months 2019

Gross assets of Latvian banking sector

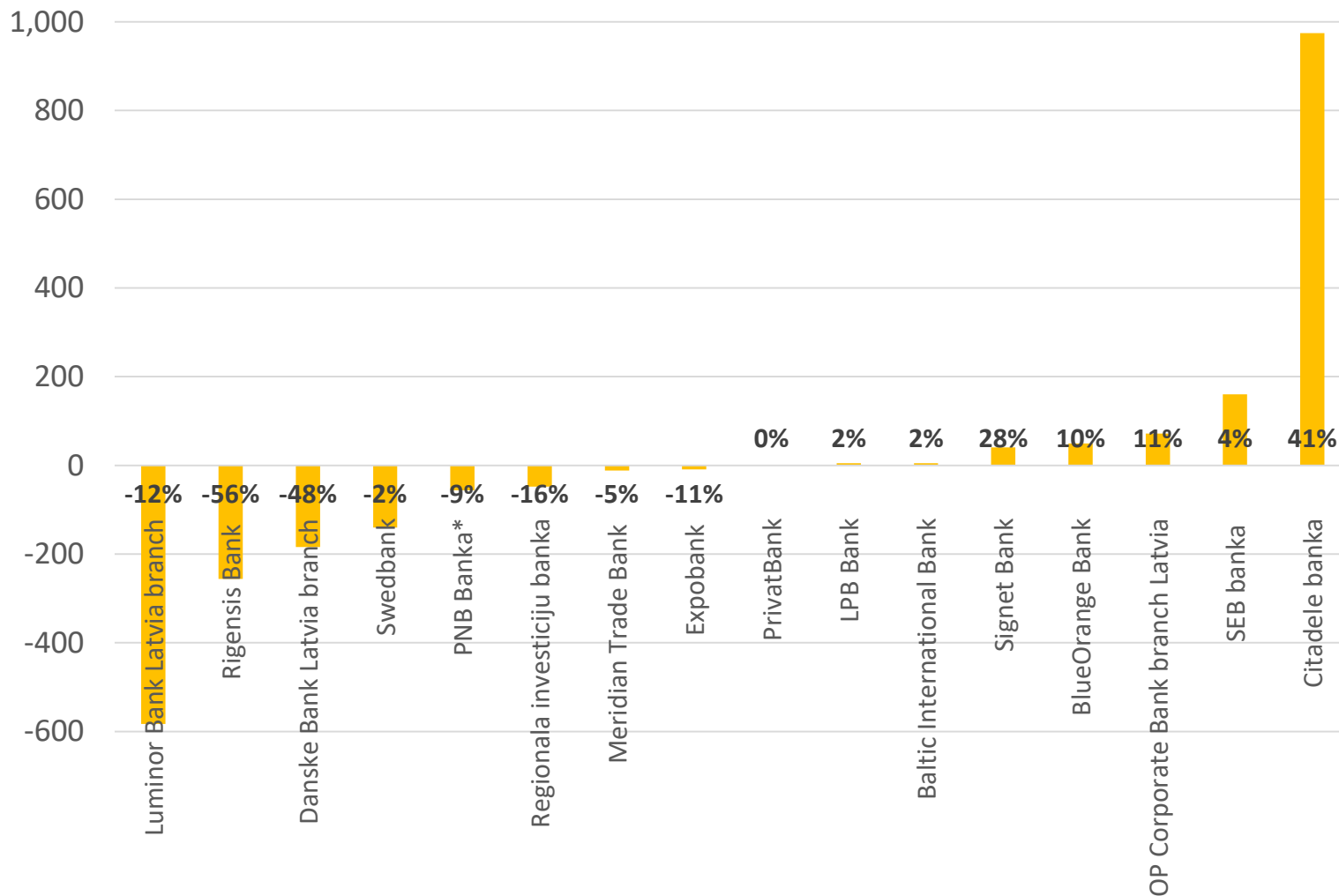
- Total gross assets of Latvian commercial banks were EUR 23.0 billion as of September 30,2019;
- The value of assets has increased by +1% or +0.3 billion EUR in the 3rd quarter 2019;
- Total gross assets increased by +0.3% or +0.1 billion EUR in 9 months 2019;
- The value of total gross assets has stabilized in the last 12 months period at the level of 22.0-23.0 billion EUR.

Gross assets as of 30.09.2019, MEUR

Name	Value	Change in 2019	
Swedbank	5,759.7	-140.2	-2.4%
Luminor Bank Latvia branch	4,249.4	-583.0	-12.1%
SEB banka	3,903.7	159.8	4.3%
Citadele banka	3,370.3	974.7	40.7%
OP Corporate Bank branch Latvia	753.7	71.9	10.5%
BlueOrange Bank	566.4	49.7	9.6%
PNB Banka*	563.1	-56.5	-9.1%
Baltic International Bank	306.8	5.1	1.7%
Regionala investiciju banka	257.5	-47.8	-15.7%
PrivatBank	233.8	0.6	0.3%
LPB Bank	202.7	4.6	2.3%
Meridian Trade Bank	200.3	-11.5	-5.4%
Rigensis Bank	199.9	-255.9	-56.1%
Danske Bank Latvia branch	196.0	-184.2	-48.5%
Signet Bank	183.5	40.4	28.2%
Expobank	73.0	-9.3	-11.3%
Total banking industry	22,954.5	83.8	0.4%
Altum	566.3	24.7	4.6%

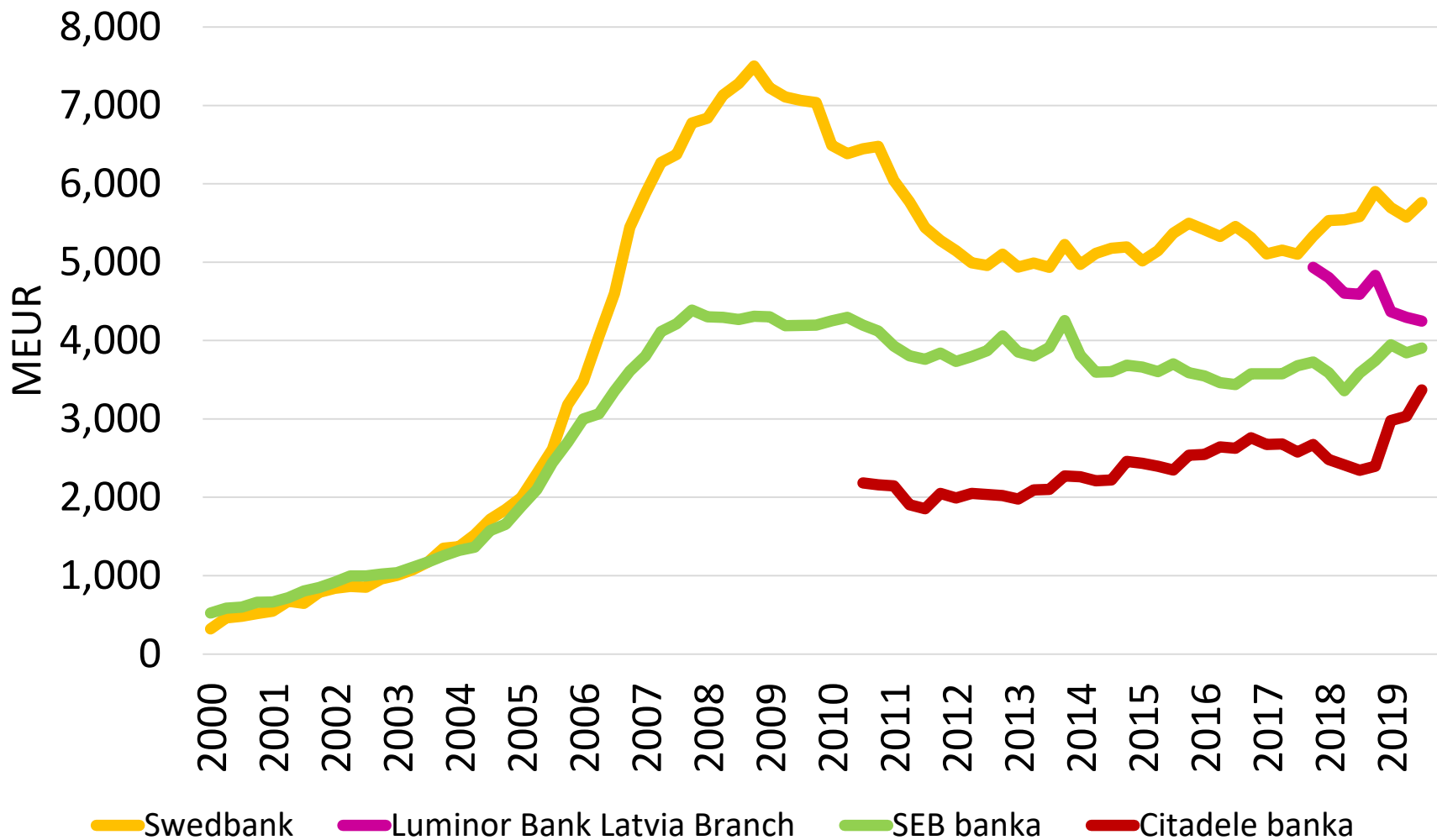
* PNB Banka was declared insolvent on September 12, 2019.

Change of gross assets 30.09.2019. vs 31.12.2018., MEUR



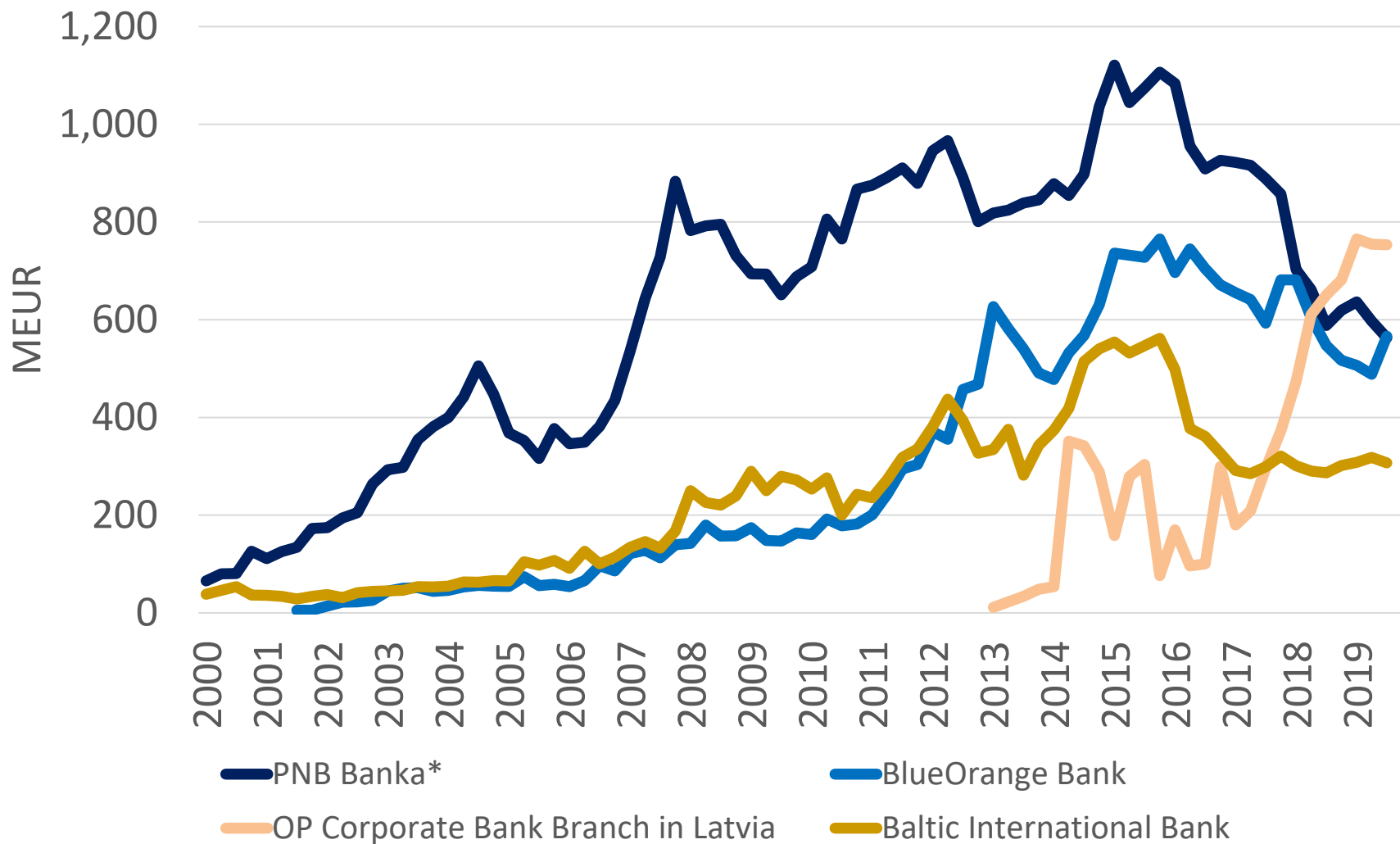
* PNB Banka was declared insolvent on September 12, 2019.

Banks' gross assets 2000-2019* (1)



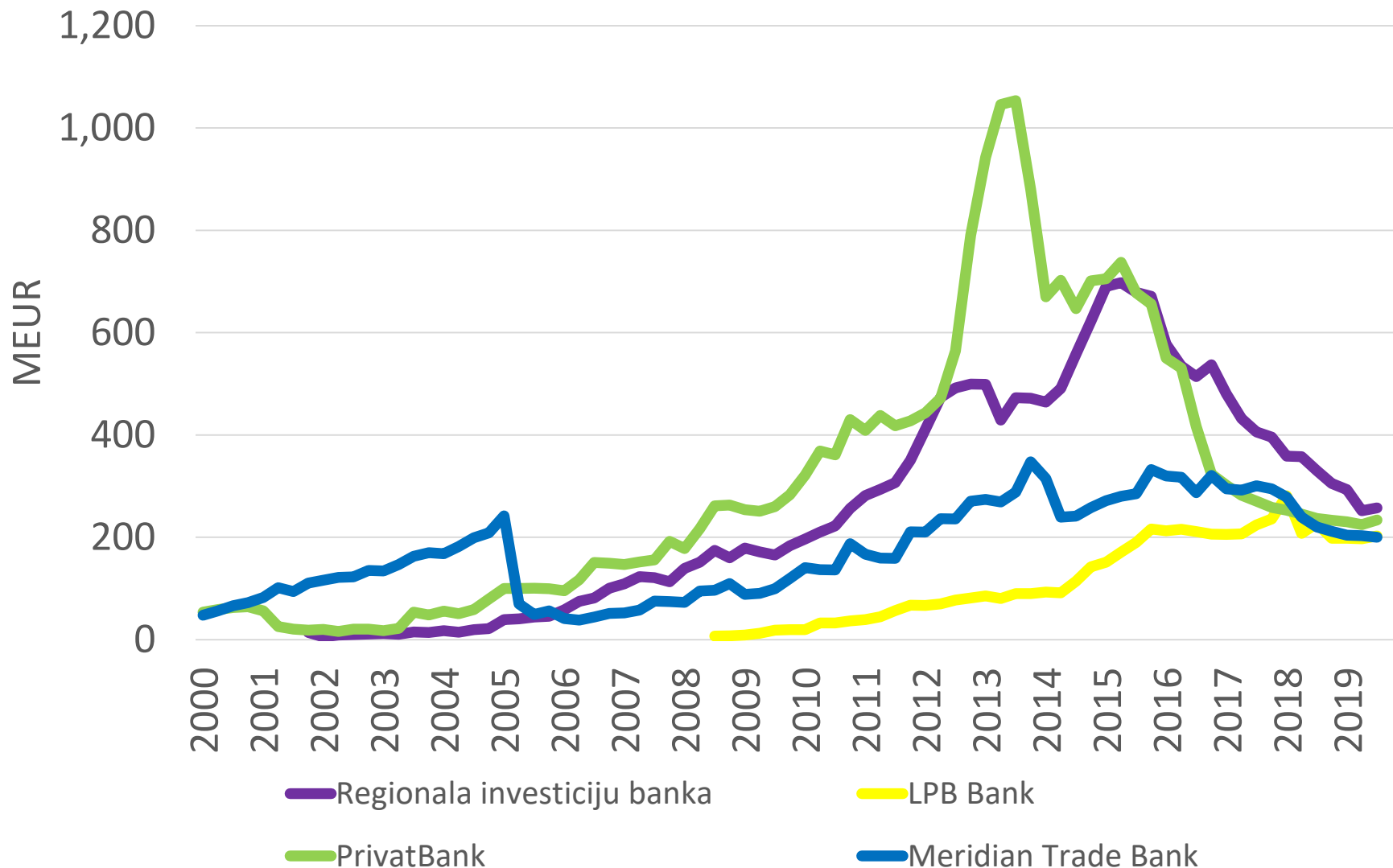
* 9 months 2019

Banks' gross assets 2000-2019* (2)



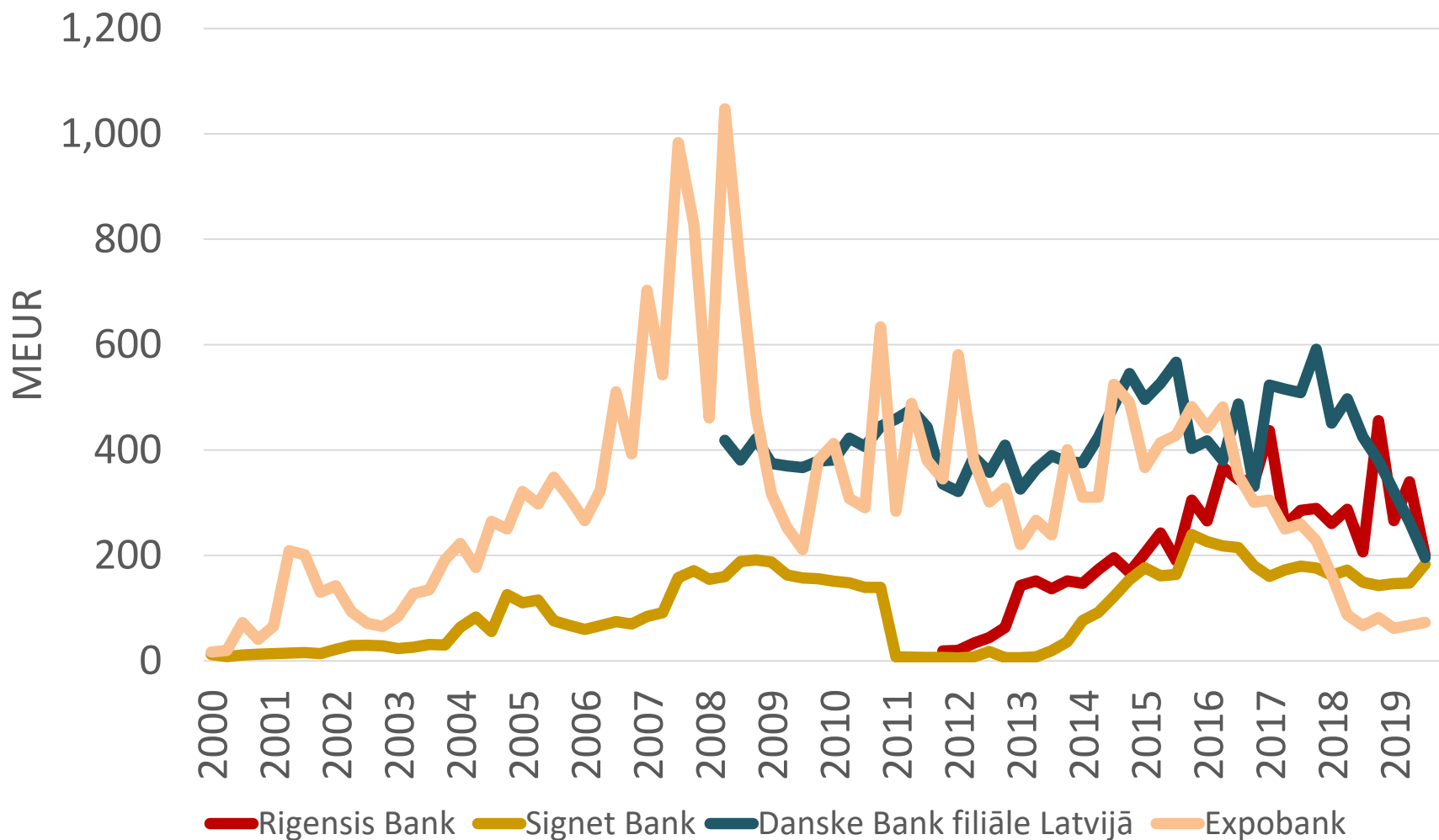
* 9 months 2019; PNB Banka was declared insolvent on September 12, 2019.

Banks' gross assets 2000-2019* (3)



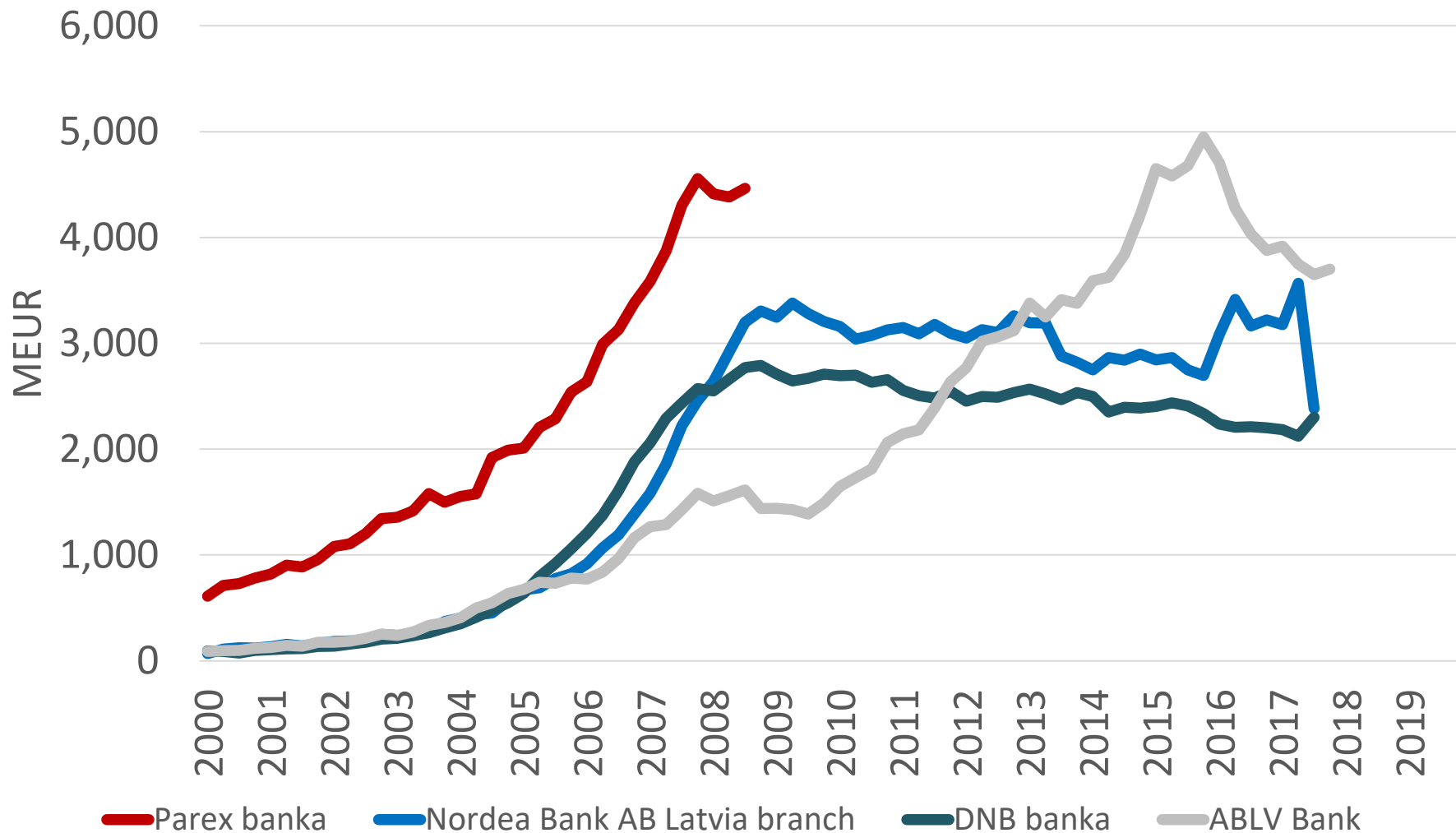
* 9 months 2019

Banks' gross assets 2000-2019* (4)



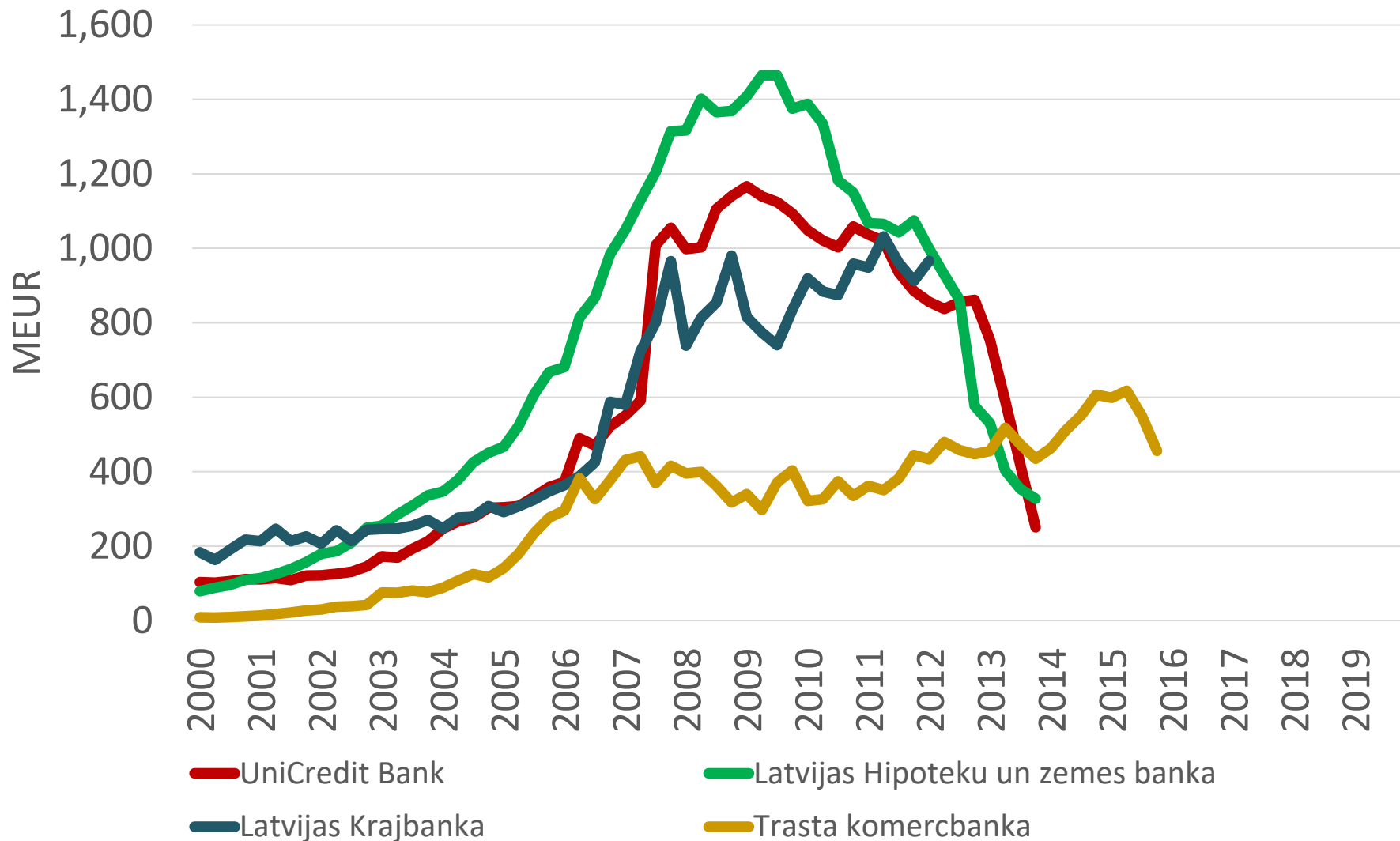
* 9 months 2019

Historic: banks' gross assets 2000-2019* (1)



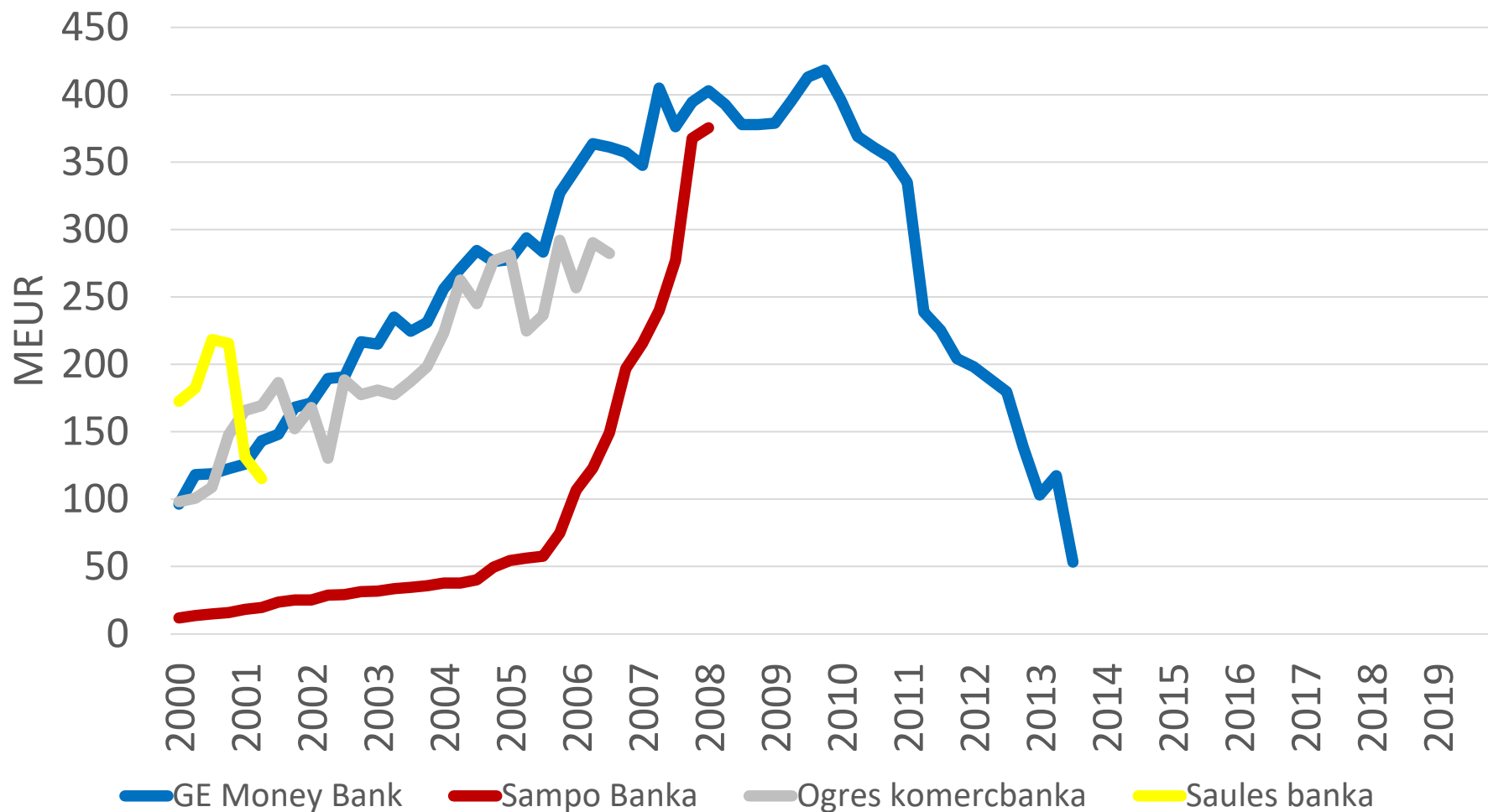
* 9 months 2019

Historic: banks' gross assets 2000-2019* (2)



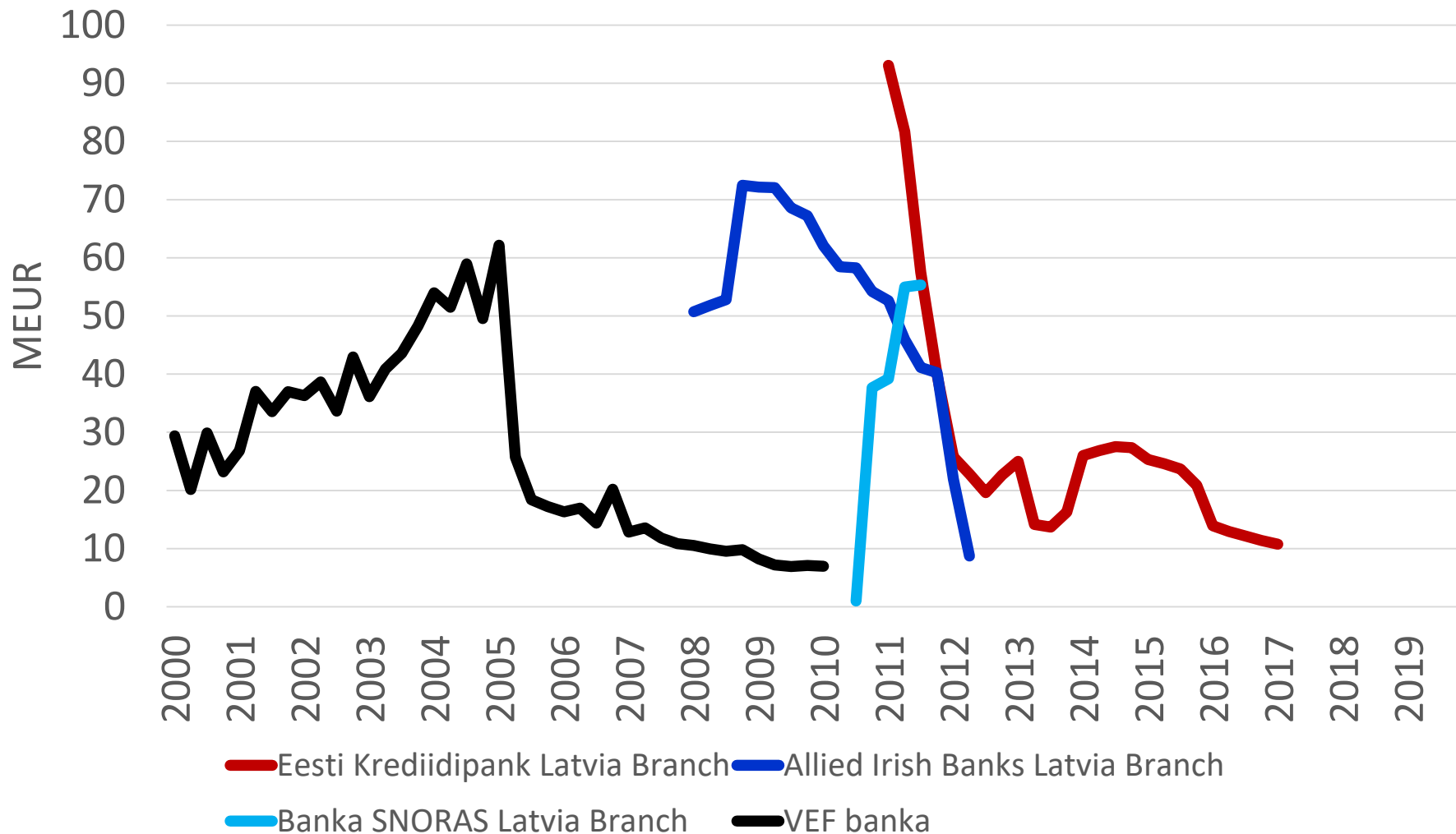
* 9 months 2019

Historic: banks' gross assets 2000-2019* (3)



* 9 months 2019

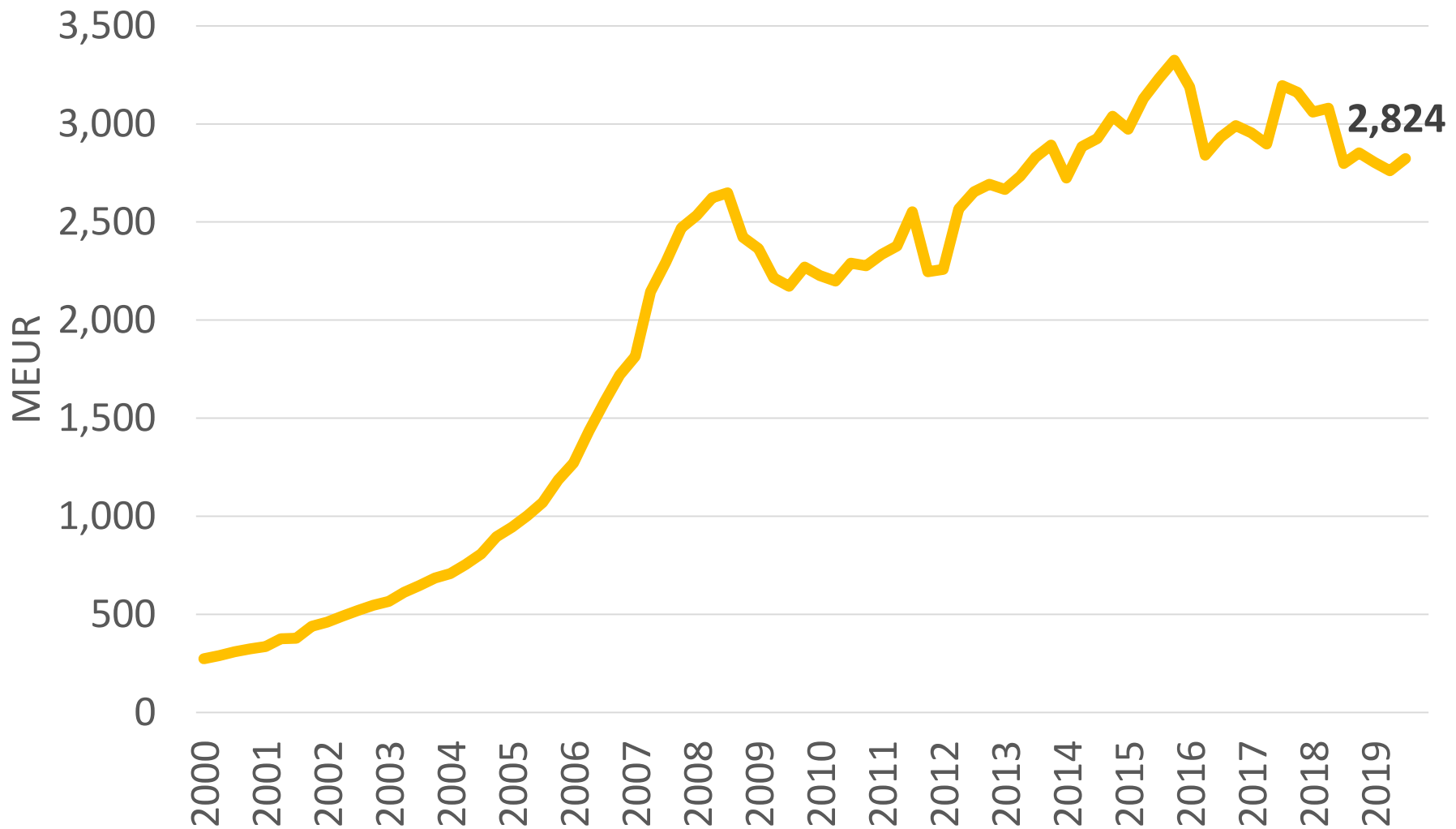
Historic: banks' gross assets 2000-2019* (4)



* 9 months 2019

2. CAPITAL

Capital of Latvian banking sector 2000-2019*



* 9 months 2019

Capital of Latvian banking sector

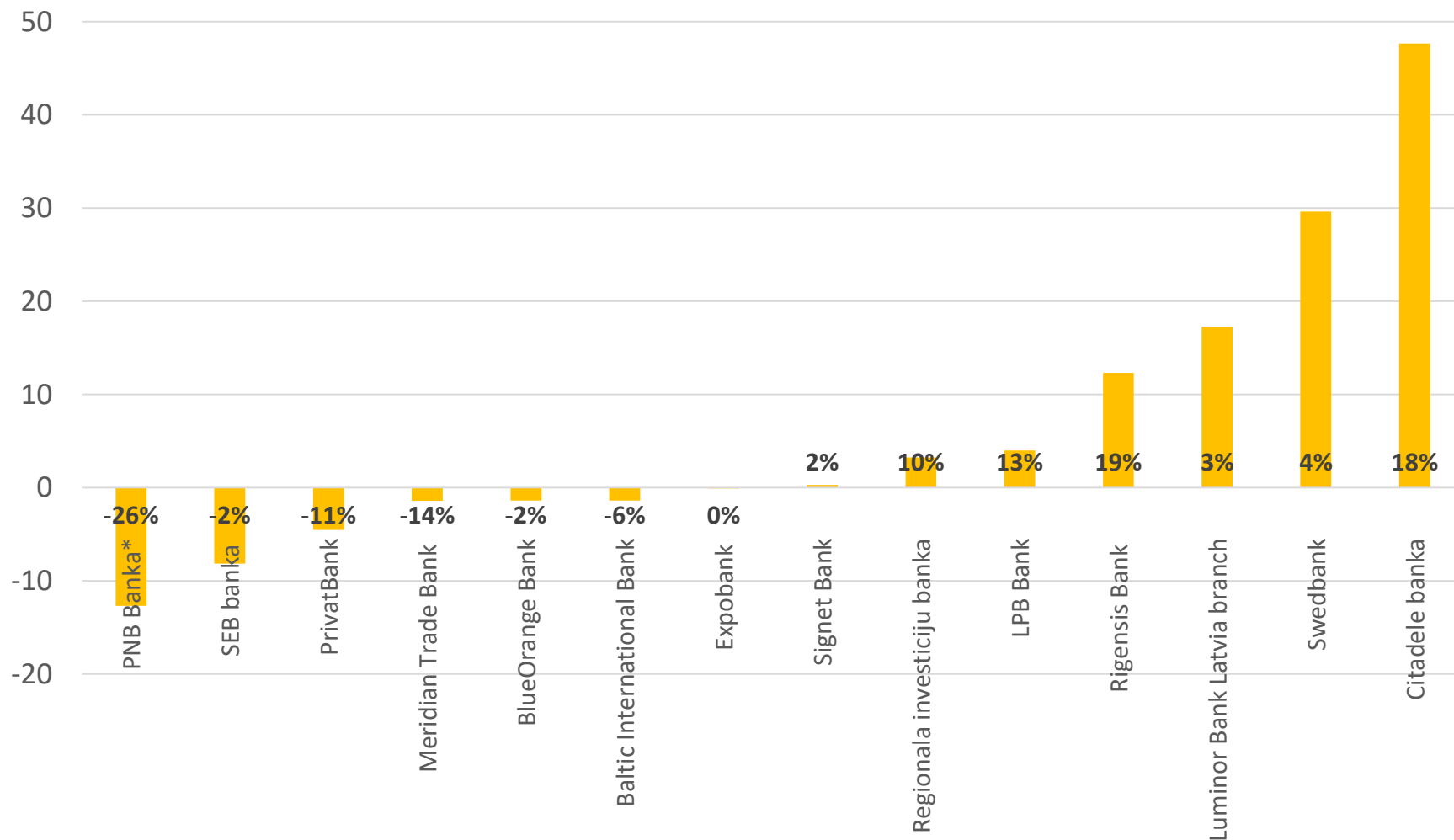
- Total capital of the Latvian banking sector was EUR 2.82 billion as of September 30, 2019;
- Total capital increased by +2% or EUR +0.06 billion in the 3rd quarter 2019;
- The value of total capital has not changed significantly in the last 12 months period, the value is around 2.80 billion EUR;
- The largest capital value was reached in 2015, it was EUR 3.3 billion. Since then total capital has decreased by EUR -0.50 billion or -15%.

Banks' capital as of 30.09.2019, MEUR

Name	Value	Change in 2019	
Swedbank	834.8	29.6	3.7%
Luminor Bank Latvia branch	564.7	17.3	3.2%
SEB banka	362.8	-8.1	-2.2%
Citadele banka	315.1	47.7	17.8%
Rigensis Bank	78.2	12.3	18.7%
BlueOrange Bank	64.6	-1.4	-2.1%
Expobank	36.9	-0.1	-0.2%
PNB Banka*	36.5	-12.7	-25.8%
Regionala investiciju banka	36.1	3.3	9.9%
PrivatBank	35.4	-4.5	-11.3%
LPB Bank	34.5	4.0	13.1%
Baltic International Bank	23.5	-1.4	-5.5%
Signet Bank	16.4	0.3	1.8%
Meridian Trade Bank	8.9	-1.4	-13.6%
Danske Bank Latvia branch	n/a		
OP Corporate Bank branch Latvia	n/a		
Total banking industry	2,823.9	-28.4	-1.0%
Altum	227.7	6.0	2.7%

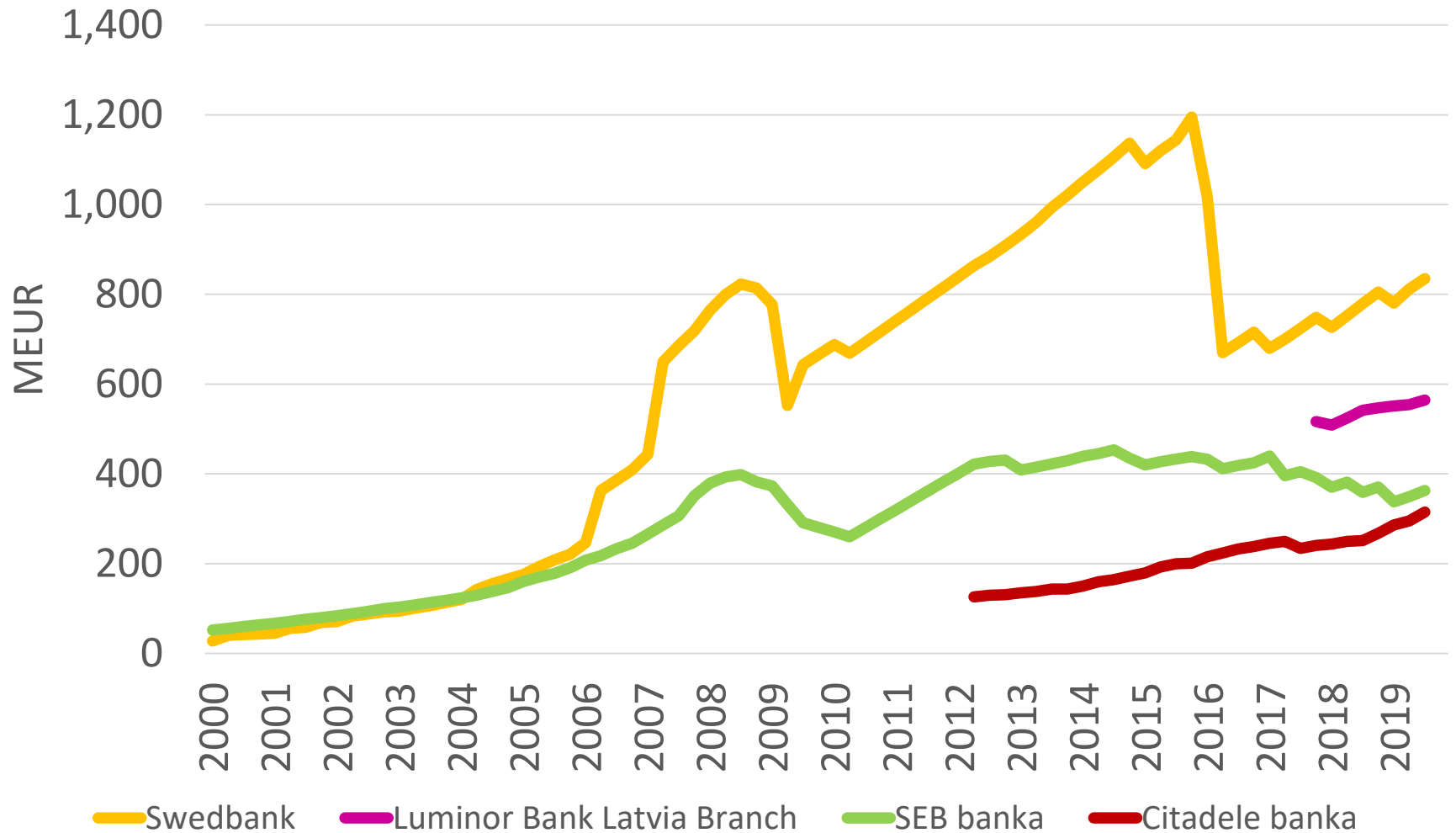
* PNB Banka was declared insolvent on September 12, 2019.

Change of capital 30.09.2019 vs 31.12.2018, MEUR



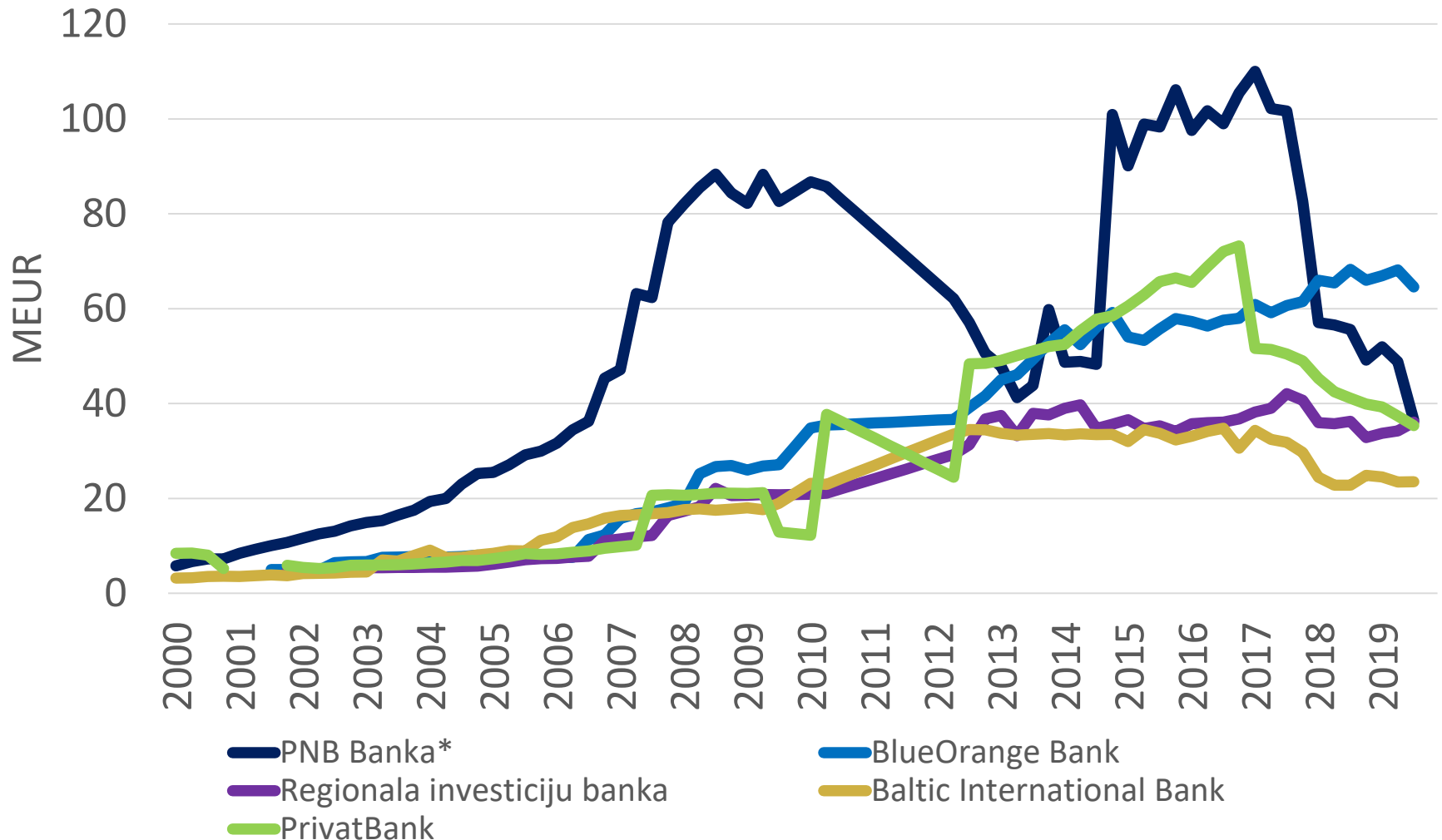
* PNB Banka was declared insolvent on September 12, 2019.

Banks' capital 2000-2019* (1)



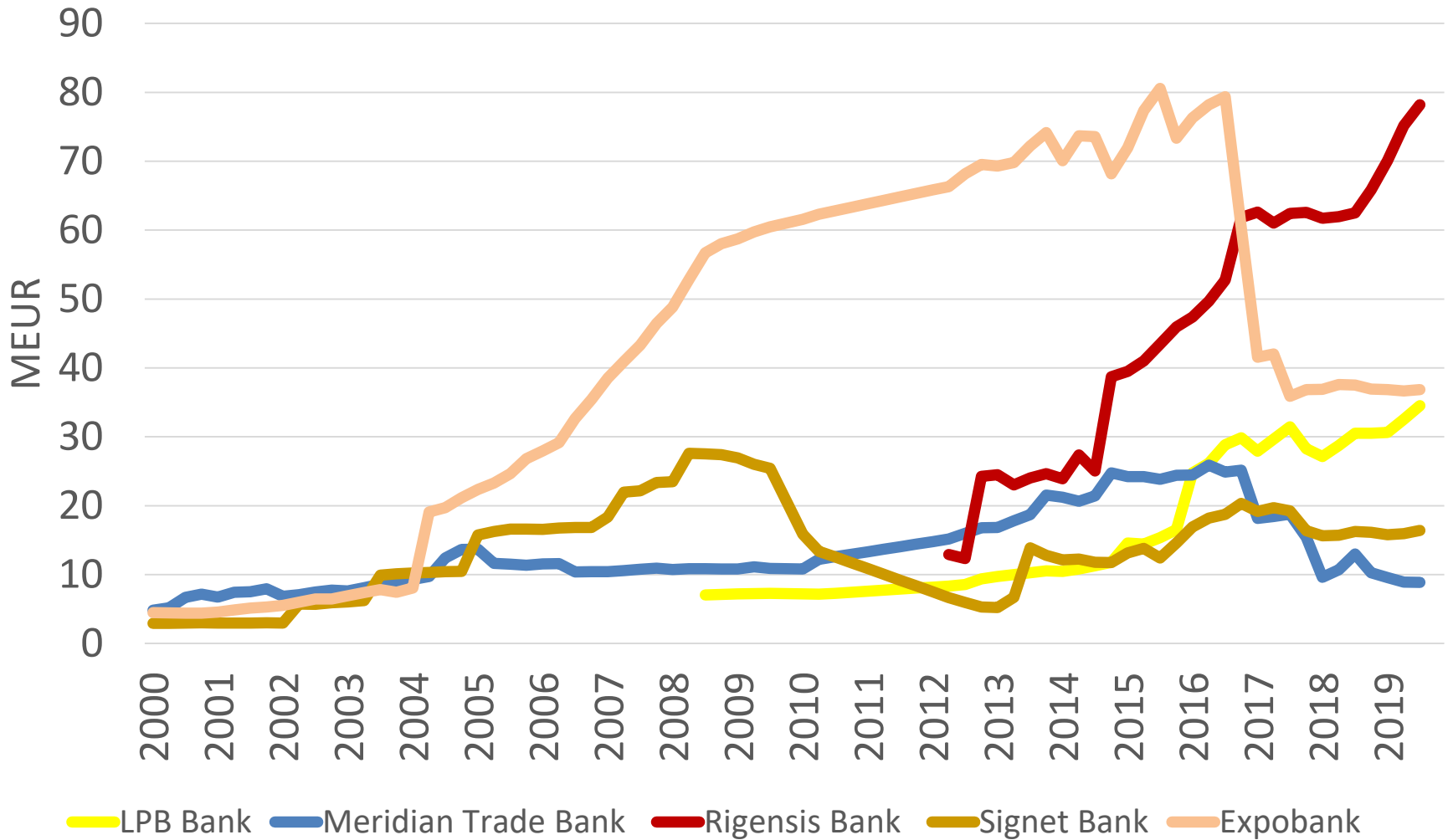
* 9 months 2019

Banks' capital 2000-2019* (2)



* 9 months 2019; PNB Banka was declared insolvent on September 12, 2019.

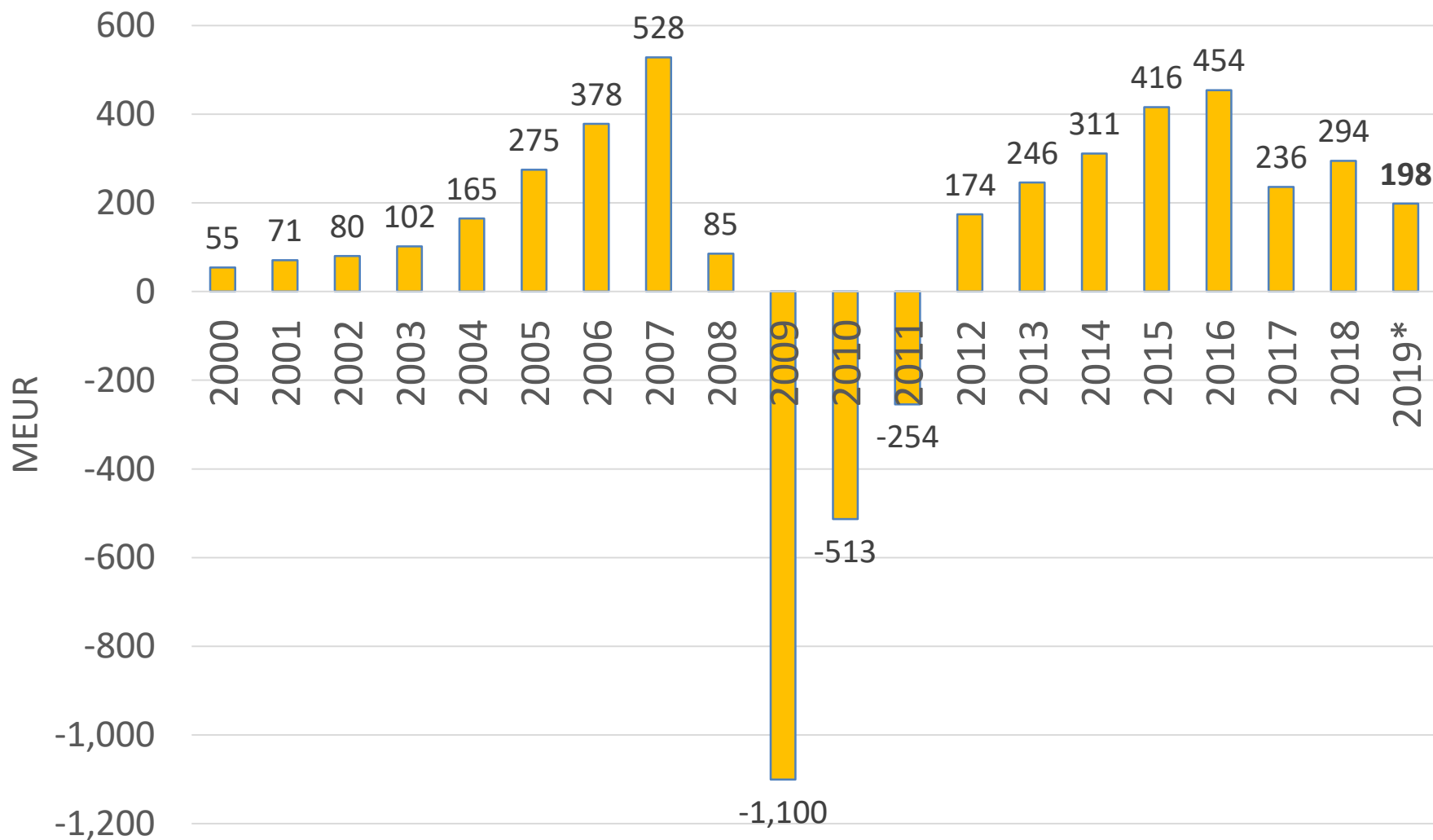
Banks' capital 2000-2019* (3)



* 9 months 2019

3. PROFIT

Profit of Latvian banking sector 2000-2019*



* 9 months 2019

Profit of Latvian banking sector

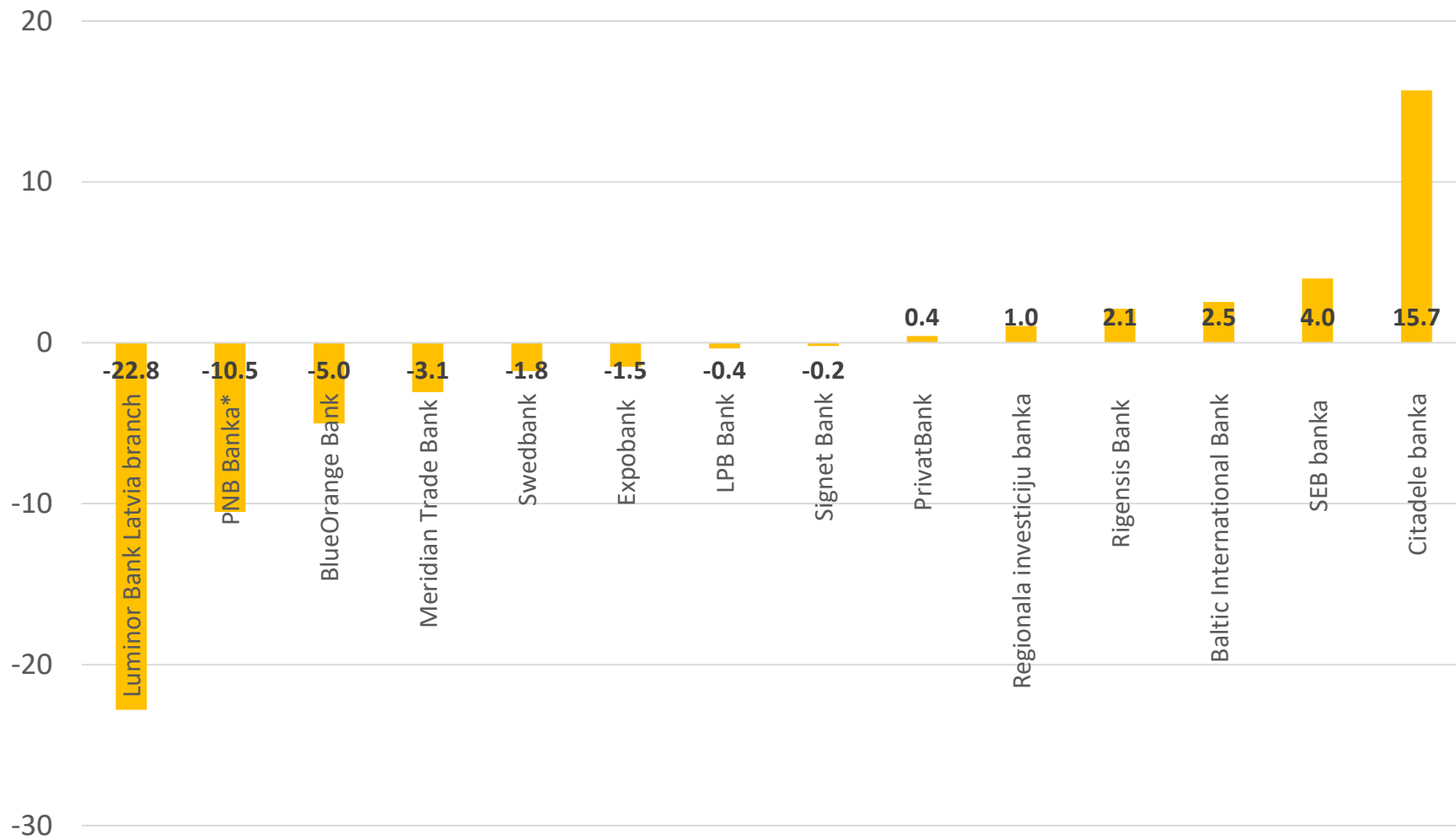
- Total profit of commercial banks in Latvia was EUR 198 million in 9 months 2019;
- It was by EUR 34 million or -15% smaller compared to the result of 9 months 2018;
- Latvian banking sector is profitable since 2012;
- Accumulated profit of Latvian banking sector is EUR 548 million since 2008 (economic crisis).

Banks' profit as of 30.09.2019, MEUR

Name	Value	Change vs. 9m 2018	
Swedbank	83.3	-1.8	-2.1%
SEB banka	37.7	4.0	11.9%
Citadele banka	32.1	15.7	95.7%
Luminor Bank Latvia branch	15.9	-22.8	-58.8%
LPB Bank	4.9	-0.4	-6.7%
BlueOrange Bank	4.6	-5.0	-52.2%
Rigensis Bank	4.2	2.1	102.9%
Regionala investiciju banka	3.8	1.0	38.2%
Signet Bank	0.5	-0.2	-27.6%
Meridian Trade Bank	0.4	-3.1	-88.3%
Baltic International Bank	0.2	2.5	-107.8%
Expobank	-0.6	-1.5	-162.2%
PrivatBank	-2.8	0.4	-13.0%
PNB Banka*	-10.1	-10.5	-2781.9%
Danske Bank Latvia branch	n/a		
OP Corporate Bank branch Latvia	n/a		
Total banking industry	198.2	-33.9	-14.6%
Altum	6.8	4.4	185.8%

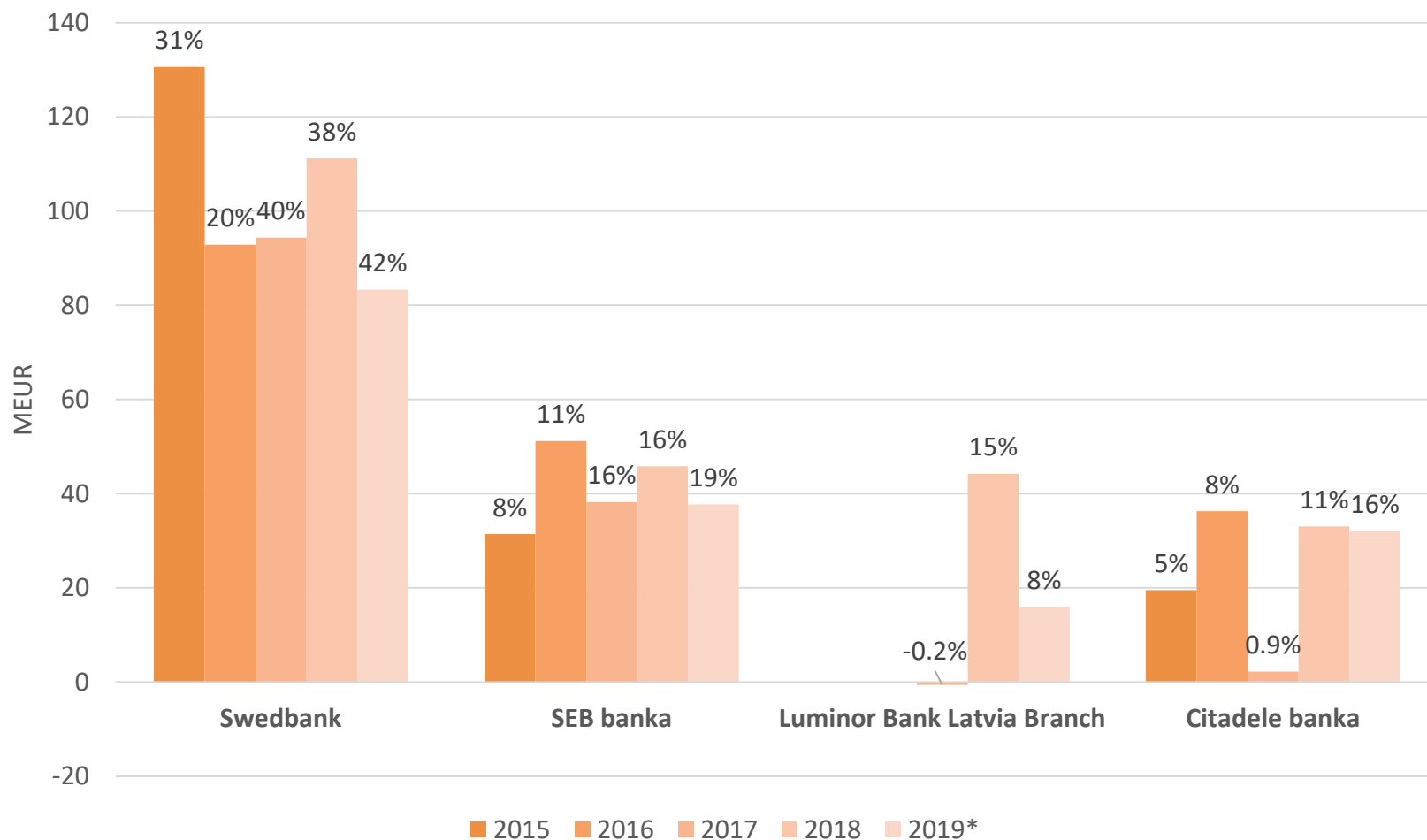
* PNB Banka was declared insolvent on September 12, 2019.

Change of profit 9m 2019 vs 9m 2018, MEUR



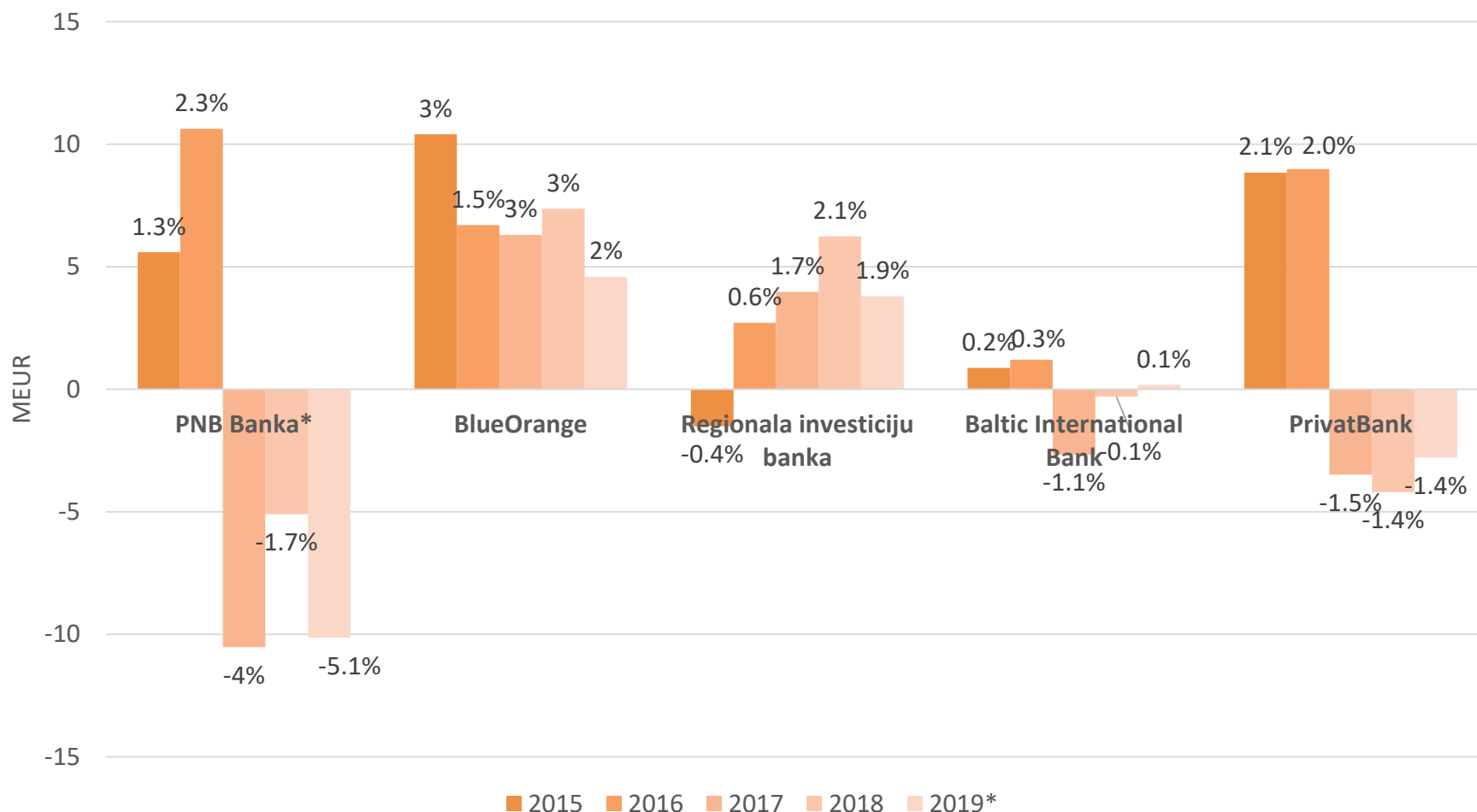
* PNB Banka was declared insolvent on September 12, 2019.

Banks' profit 2015-2019*, MEUR un % from total profit of Latvian banking sector (1)



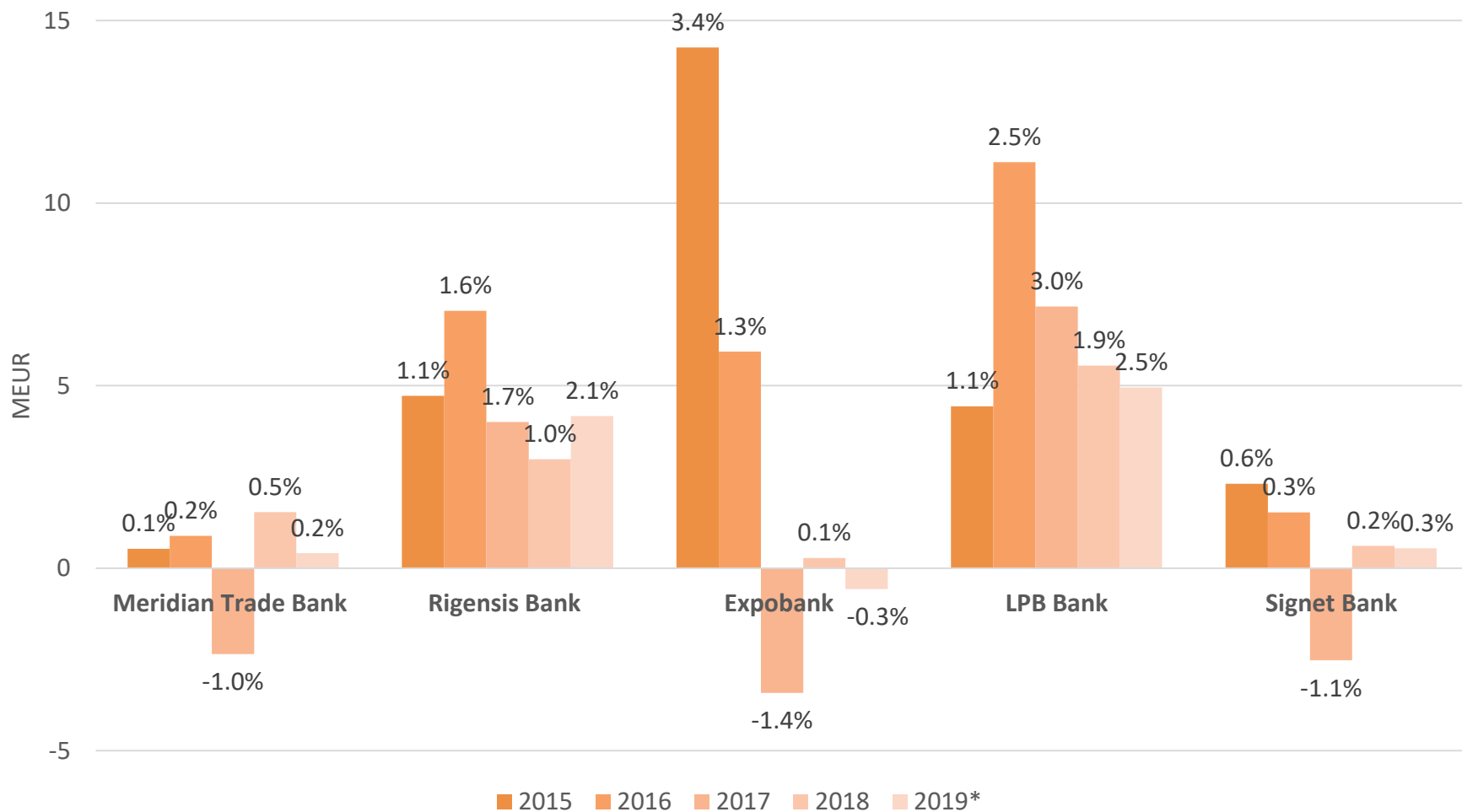
* 9 months 2019

Banks' profit 2015-2019*, MEUR un % from total profit of Latvian banking sector (2)



* 9 months 2019; PNB Banka was declared insolvent on September 12, 2019.

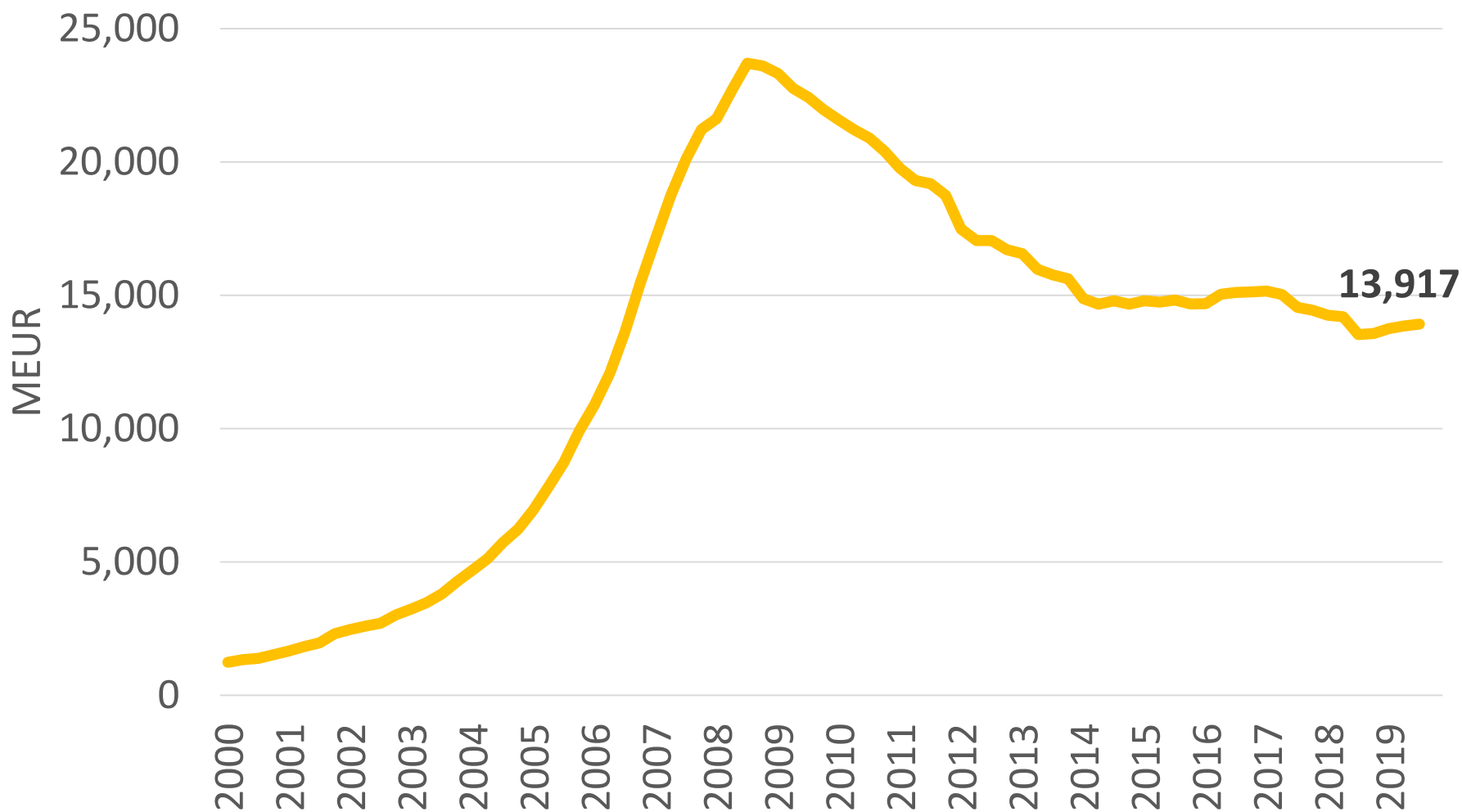
Banks' profit 2015-2019*, MEUR un % from total profit of Latvian banking sector (3)



* 9 months 2019

4. ISSUED LOANS

Portfolio of issued loans at Latvian banking sector 2000-2019*



* 9 months 2019

Loans at Latvian banking sector

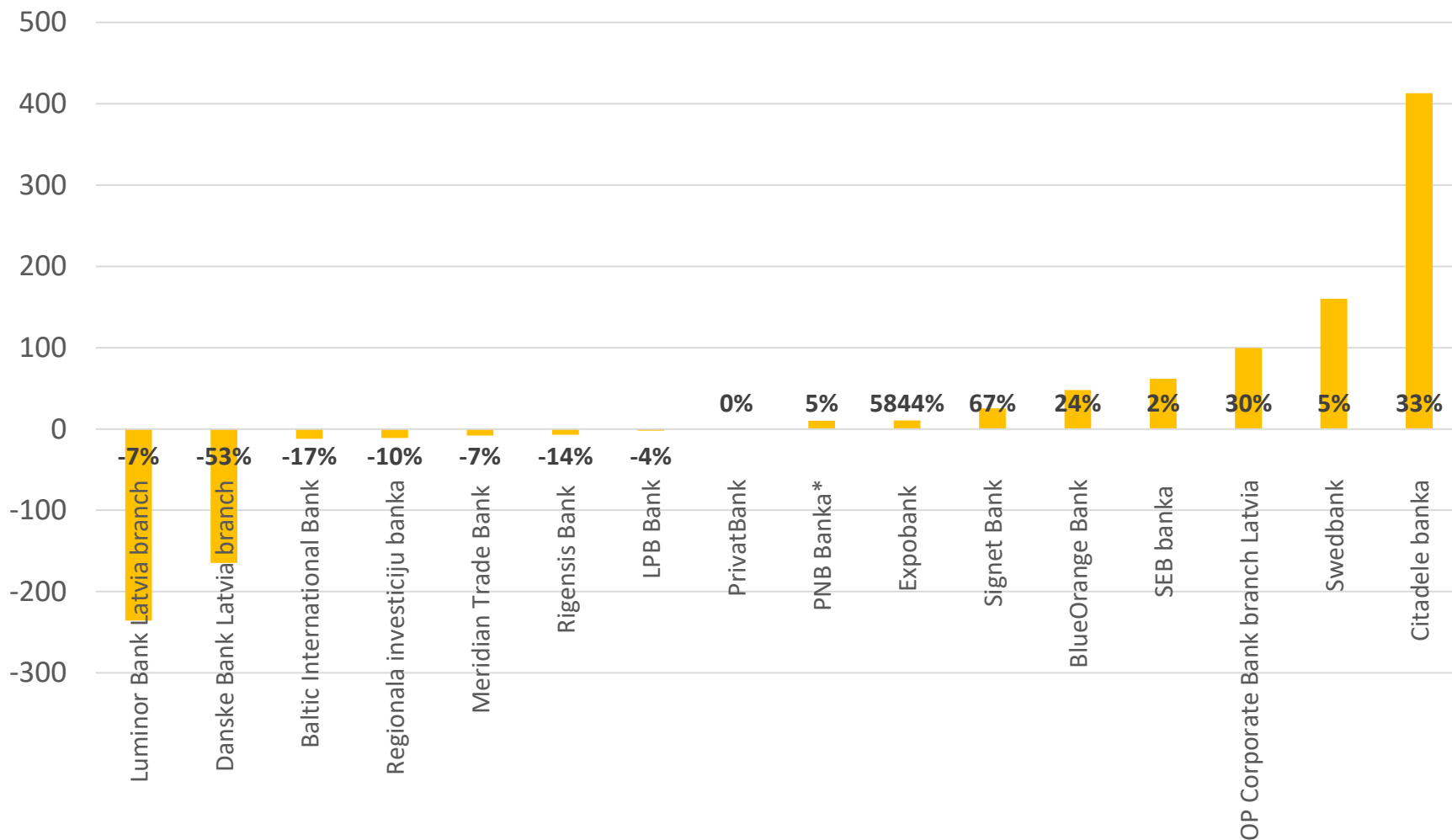
- The portfolio of issued loans by Latvian banking sector was EUR 13.92 billion as of September 30, 2019;
- Total loan portfolio has increased by +0.5% or EUR 0.07 billion in the 3rd quarter 2019;
- The portfolio increased by +3% or EUR +0.39 billion in the last 12 months period;
- Nine banks have loan portfolio increase in 2019.

Banks' issued loans as of 30.09.2019, MEUR

Name	Value	Change in 2019	
Swedbank	3,515.3	160.4	4.8%
Luminor Bank Latvia branch	3,229.1	-235.7	-6.8%
SEB banka	3,044.5	62.0	2.1%
Citadele banka	1,646.9	413.0	33.5%
OP Corporate Bank branch Latvia	433.5	99.8	29.9%
BlueOrange Bank	248.1	47.9	23.9%
PNB Banka*	219.4	10.2	4.9%
Danske Bank Latvia branch	148.6	-164.8	-52.6%
Meridian Trade Bank	101.8	-7.9	-7.2%
Regionala investiciju banka	98.7	-11.0	-10.1%
PrivatBank	83.6	0.3	0.4%
Signet Bank	63.4	25.3	66.5%
Baltic International Bank	60.0	-12.0	-16.7%
LPB Bank	51.7	-2.2	-4.0%
Rigensis Bank	42.1	-6.9	-14.1%
Expobank	10.7	10.6	5843.8%
Total banking industry	13,917.0	350.4	2.6%
Altum	238.0	21.9	10.1%

* PNB Banka was declared insolvent on September 12, 2019.

Change of loans portfolio 30.09.2019 vs 31.12.2018, MEUR



* PNB Banka was declared insolvent on September 12, 2019.

Breakdown of loans as of 30.09.2019, MEUR

Name	Loans	Private persons		Companies
		Total	incl. property loans to residents	
Swedbank	3,515.3	1,792.1	1,571.3	1,693.0
Luminor Bank Latvia branch	3,229.1	1,598.7	1,461.5	1,622.3
SEB banka	3,044.5	1,003.5	833.8	2,002.5
Citadele banka	1,646.9	671.4	245.3	967.5
OP Corporate Bank branch Latvia	433.5	0.0	0.0	424.6
BlueOrange Bank	248.1	16.3	6.5	231.9
PNB Banka*	219.4	14.2	2.0	205.2
Danske Bank Latvia branch	148.6	4.4	3.4	144.1
Meridian Trade Bank	101.8	8.1	4.1	93.7
Regionala investiciju banka	98.7	4.3	0.0	94.5
PrivatBank	83.6	29.9	13.3	53.8
Signet Bank	63.4	19.6	2.4	43.8
Baltic International Bank	60.0	19.8	1.1	40.2
LPB Bank	51.7	8.8	3.0	42.9
Rigensis Bank	42.1	1.8	0.2	40.3
Expobank	10.7	0.0	0.0	10.7
Total banking industry	13,917.0	5,375.9	4,149.3	8,461.8
Altum	238.0	27.5	6.9	210.5

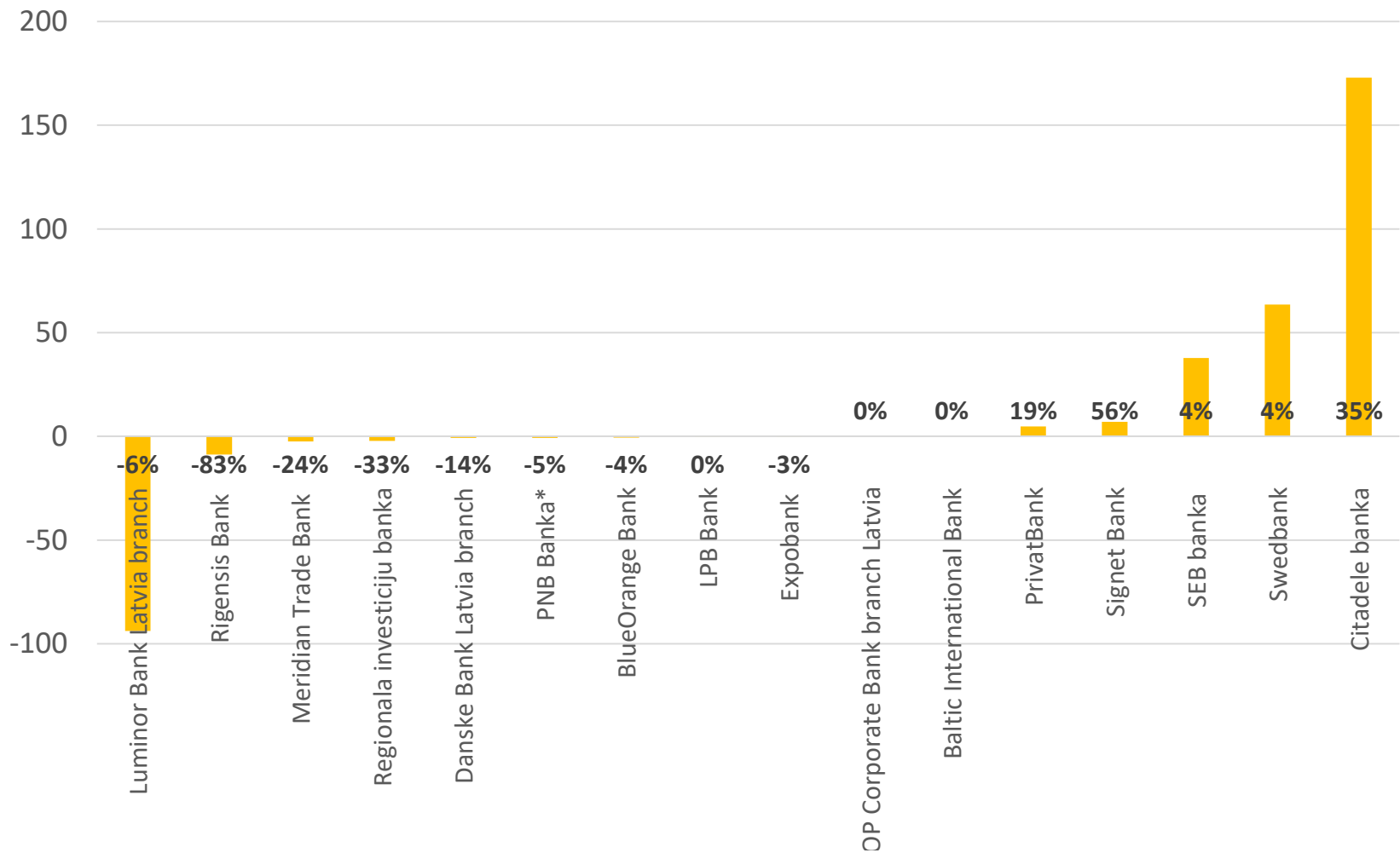
* PNB Banka was declared insolvent on September 12, 2019.

Loans to private persons as of 30.09.2019, MEUR

Name	Value	Change in 2019	
Swedbank	1,792.1	63.6	3.7%
Luminor Bank Latvia branch	1,598.7	-93.8	-5.5%
SEB banka	1,003.5	37.7	3.9%
Citadele banka	671.4	173.0	34.7%
PrivatBank	29.9	4.7	18.8%
Baltic International Bank	19.8	0.0	0.2%
Signet Bank	19.6	7.0	55.5%
BlueOrange Bank	16.3	-0.6	-3.8%
PNB Banka*	14.2	-0.7	-4.7%
LPB Bank	8.8	0.0	-0.3%
Meridian Trade Bank	8.1	-2.5	-23.5%
Danske Bank Latvia branch	4.4	-0.7	-14.1%
Regionala investiciju banka	4.3	-2.1	-33.3%
Rigensis Bank	1.8	-8.8	-82.8%
Expobank	0.0	0.0	-3.1%
OP Corporate Bank branch Latvia	0.0	0.0	0.0%
Total banking industry	5,375.9	142.4	2.7%
Altum	27.5	1.9	7.3%

* PNB Banka was declared insolvent on September 12, 2019.

Change of loans to private persons 30.09.2019 vs 31.12.2018, MEUR



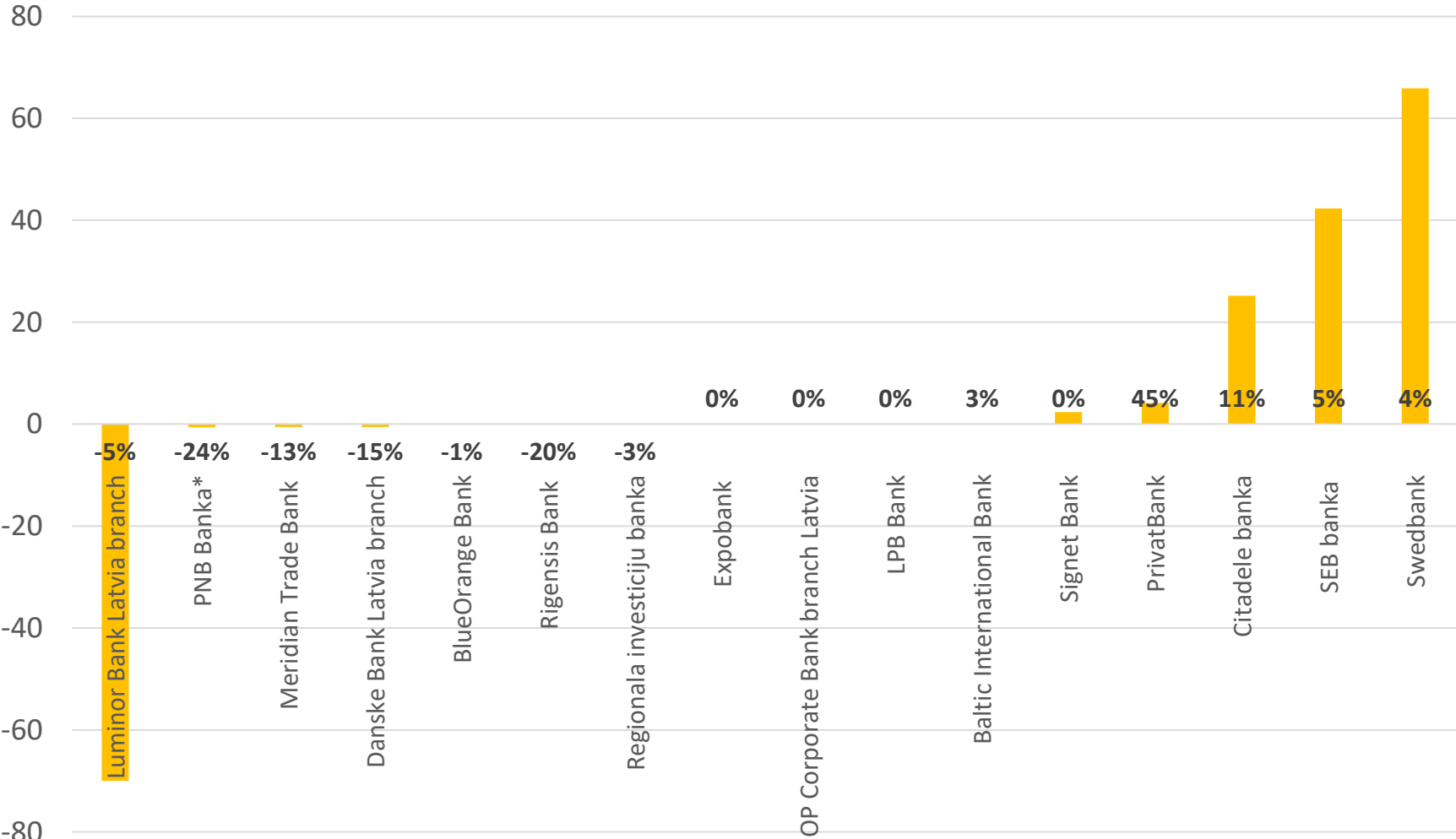
* PNB Banka was declared insolvent on September 12, 2019.

Property loans to residents as of 30.09.2019, MEUR

Name	Value	Change in 2019	
Swedbank	1,571.3	65.9	4.4%
Luminor Bank Latvia branch	1,461.5	-70.0	-4.6%
SEB banka	833.8	42.3	5.3%
Citadele banka	245.3	25.2	11.4%
PrivatBank	13.3	4.2	45.3%
BlueOrange Bank	6.5	-0.1	-1.3%
Meridian Trade Bank	4.1	-0.6	-12.5%
Danske Bank Latvia branch	3.4	-0.6	-14.8%
LPB Bank	3.0	0.0	0.3%
Signet Bank	2.4	2.4	0.0%
PNB Banka*	2.0	-0.6	-24.1%
Baltic International Bank	1.1	0.0	3.2%
Rigensis Bank	0.2	0.0	-19.8%
Regionala investiciju banka	0.0	0.0	-3.4%
Expobank	0.0	0.0	0.0%
OP Corporate Bank branch Latvia	0.0	0.0	0.0%
Total banking industry	4,149.3	65.9	1.6%
Altum	6.9	-0.9	-12.2%

* PNB Banka was declared insolvent on September 12, 2019.

Change of property loans to residents 30.09.2019 vs 31.12.2018, MEUR



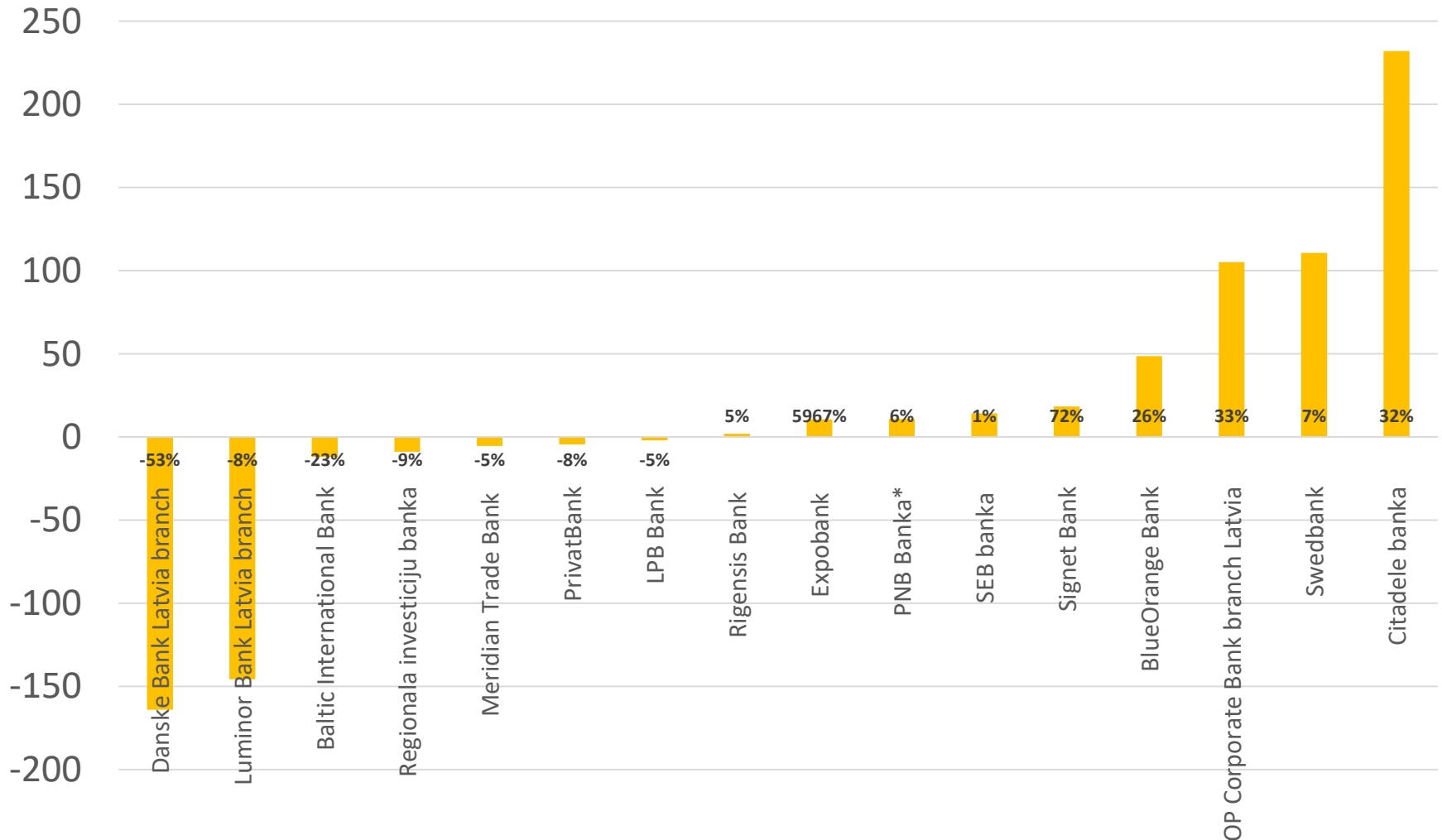
* PNB Banka was declared insolvent on September 12, 2019.

Loans to companies as of 30.09.2019, MEUR

Name	Value	Change in 2019	
SEB banka	2,002.5	14.2	0.7%
Swedbank	1,693.0	110.7	7.0%
Luminor Bank Latvia branch	1,622.3	-145.7	-8.2%
Citadele banka	967.5	232.0	31.5%
OP Corporate Bank branch Latvia	424.6	105.1	32.9%
BlueOrange Bank	231.9	48.6	26.5%
PNB Banka*	205.2	10.9	5.6%
Danske Bank Latvia branch	144.1	-164.1	-53.2%
Regionala investiciju banka	94.5	-8.9	-8.6%
Meridian Trade Bank	93.7	-5.4	-5.5%
PrivatBank	53.8	-4.4	-7.6%
Signet Bank	43.8	18.3	72.0%
LPB Bank	42.9	-2.1	-4.7%
Rigensis Bank	40.3	1.9	4.9%
Baltic International Bank	40.2	-12.1	-23.1%
Expobank	10.7	10.6	5966.6%
Total banking industry	8,461.8	219.8	2.7%
Altum	210.5	20.9	11.0%

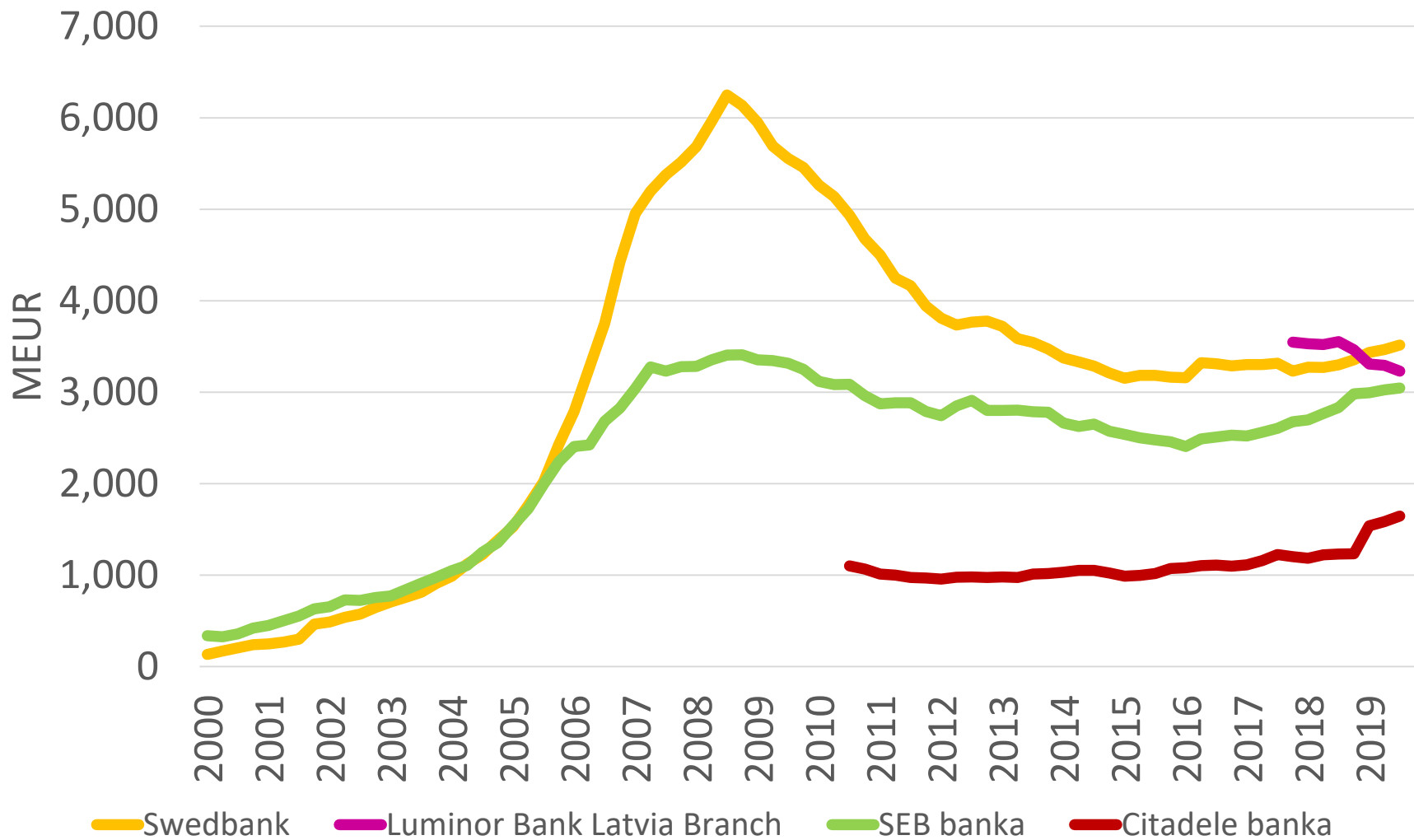
* PNB Banka was declared insolvent on September 12, 2019.

Change of loans to companies 30.09.2019 vs 31.12.2018, MEUR



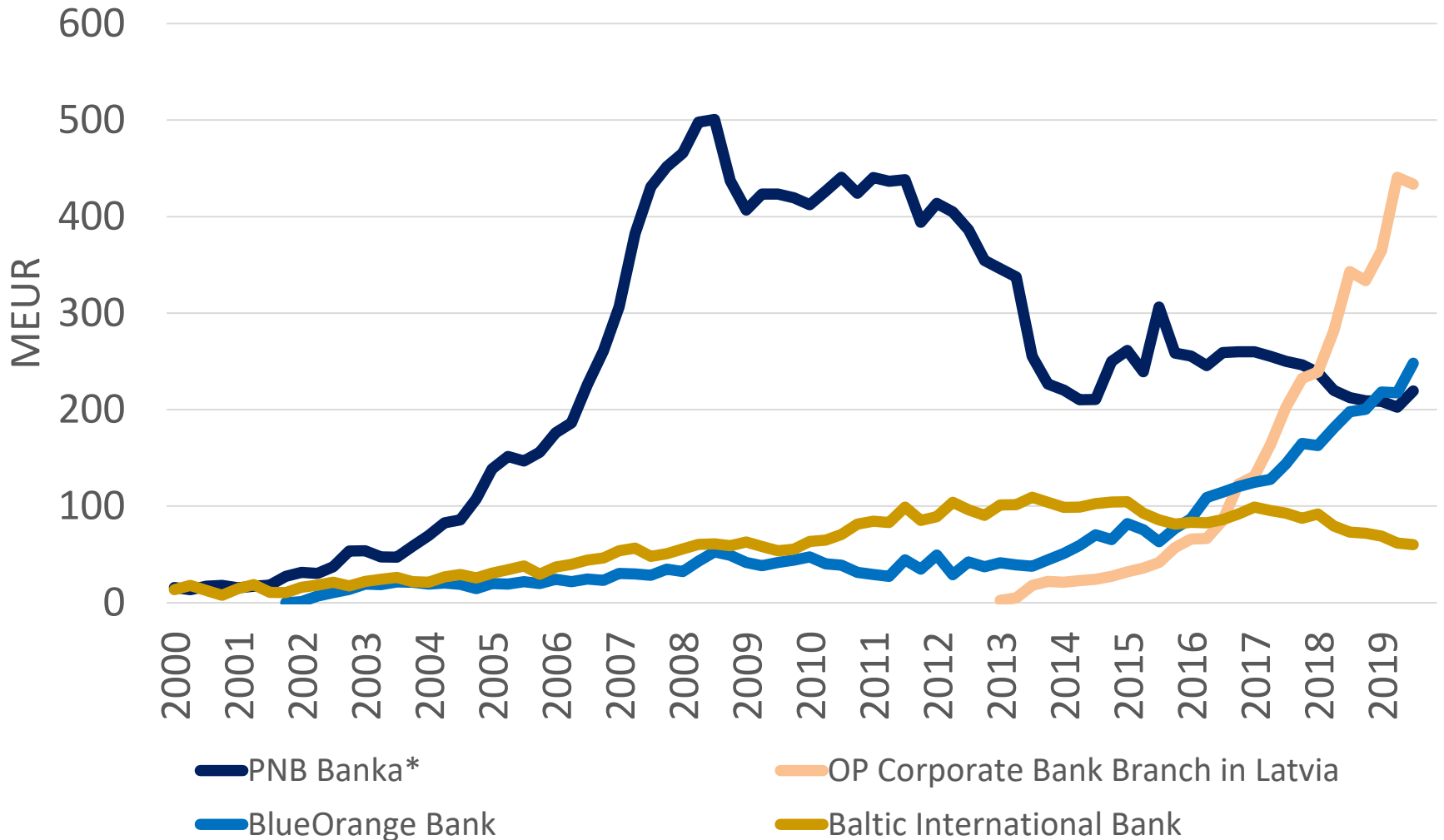
* PNB Banka was declared insolvent on September 12, 2019.

Banks' issued loans 2000-2019* (1)



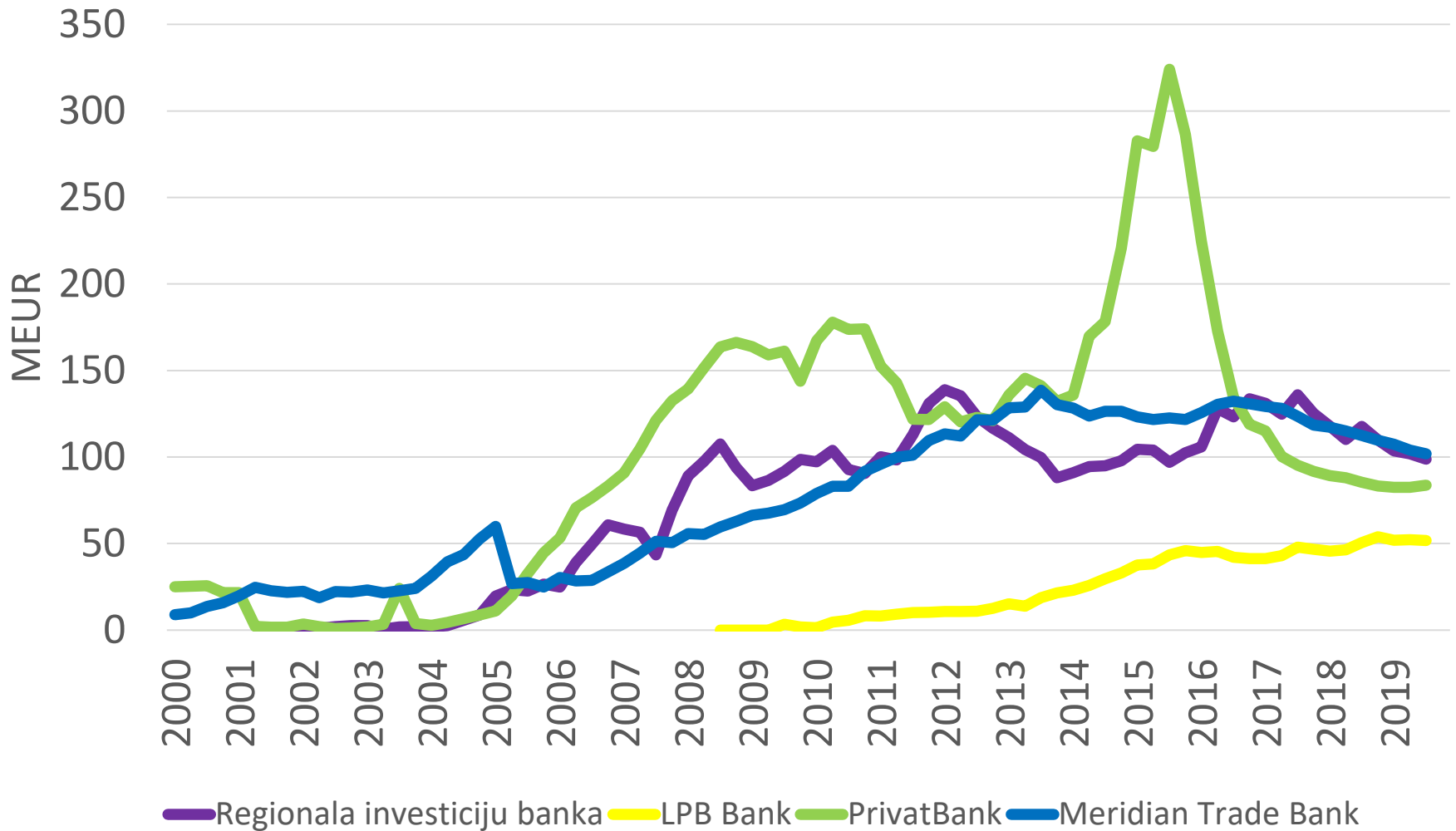
* 9 months 2019

Banks' issued loans 2000-2019* (2)



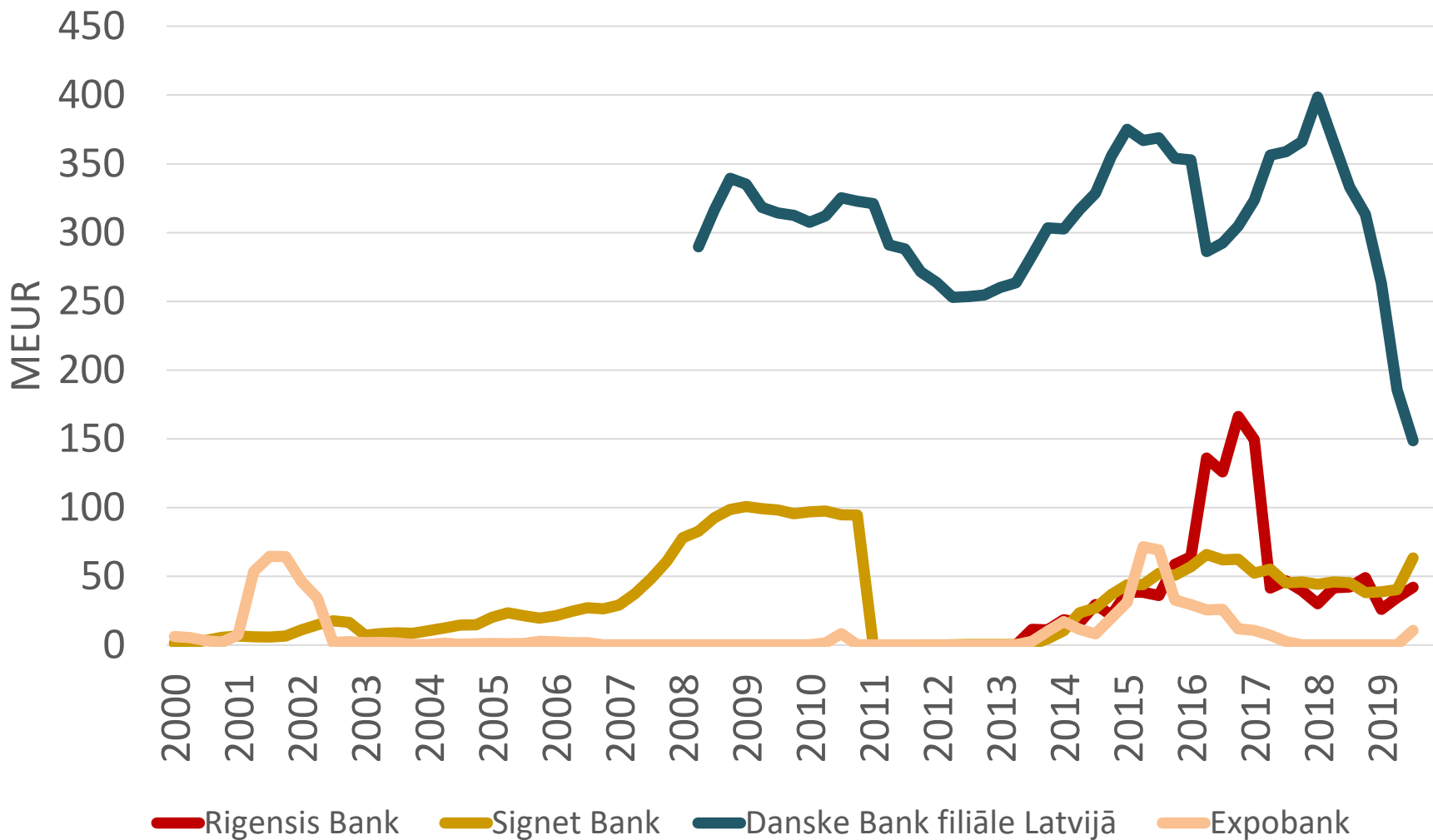
* 9 months 2019; PNB Banka was declared insolvent on September 12, 2019.

Banks' issued loans 2000-2019* (3)



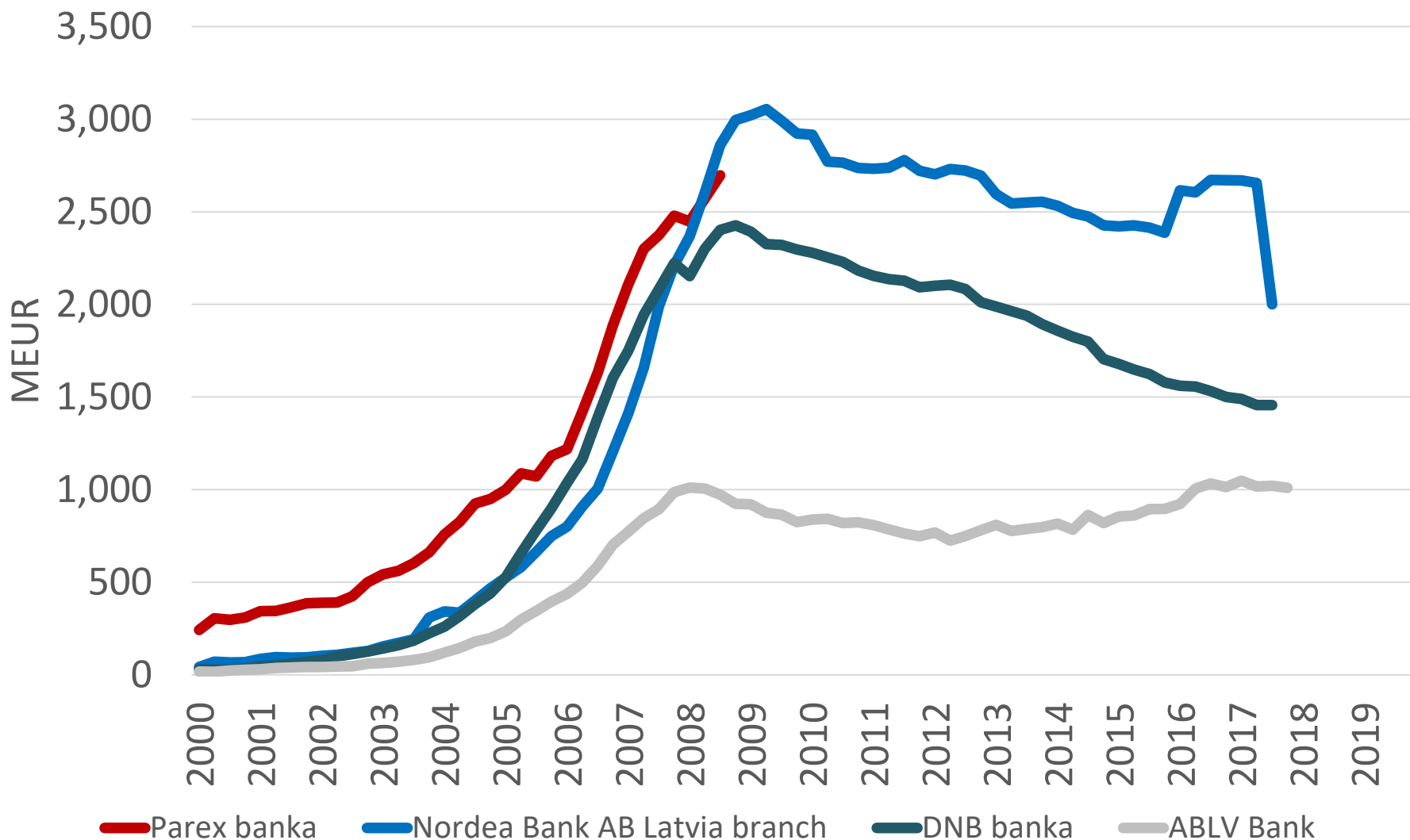
* 9 months 2019

Banks' issued loans 2000-2019* (4)



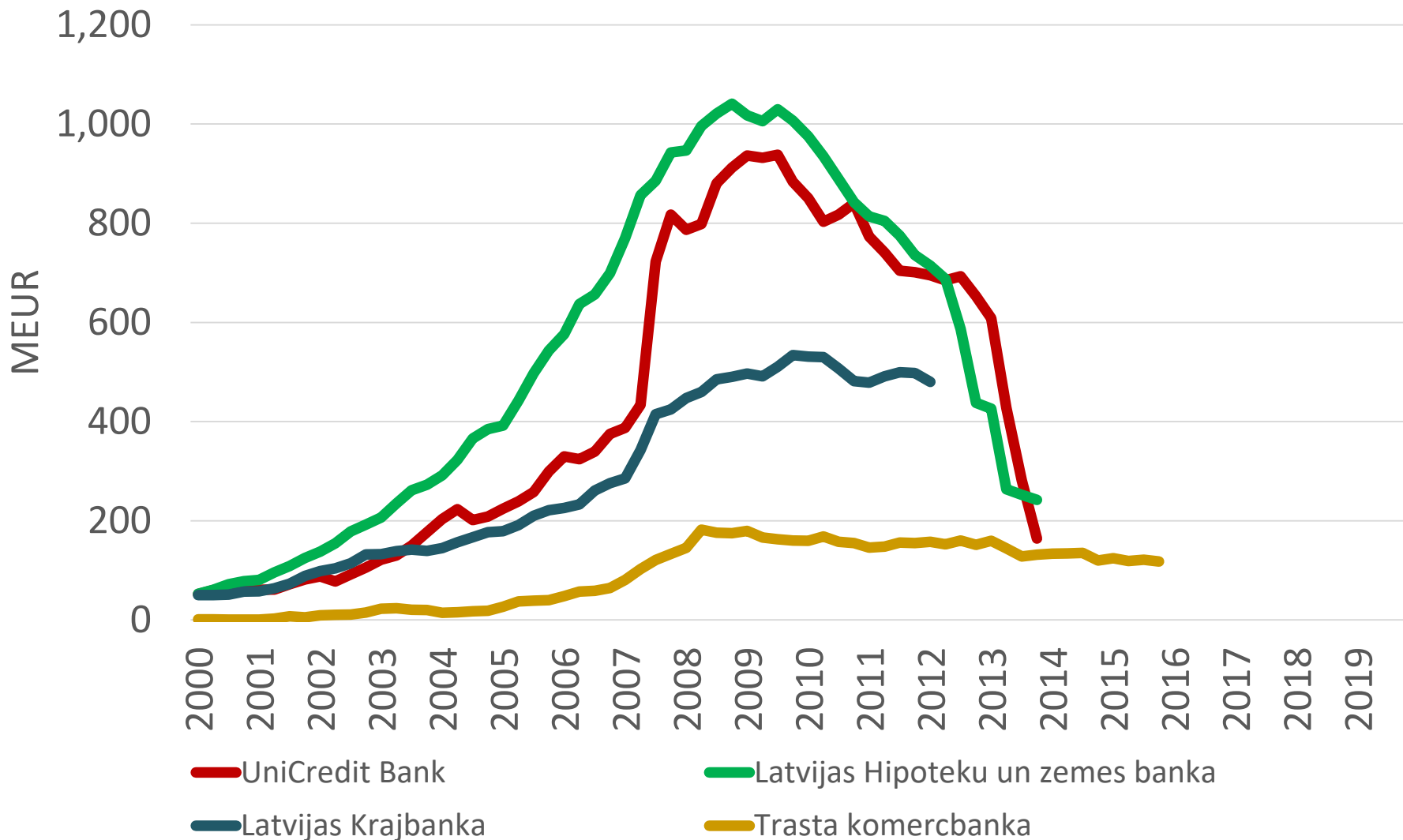
* 9 months 2019

Historic: banks' issued loans 2000-2019* (1)



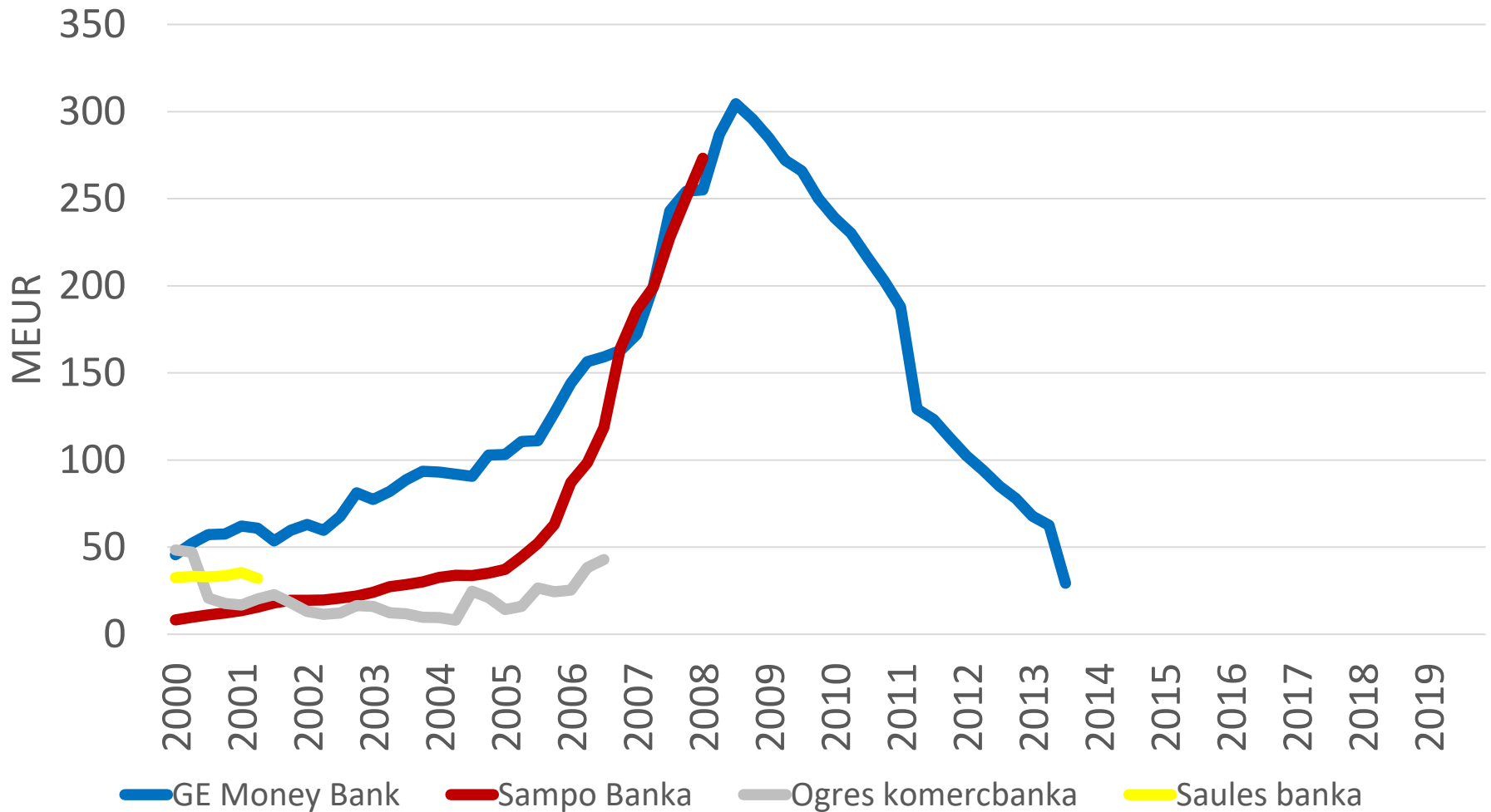
* 9 months 2019

Historic: banks' issued loans 2000-2019* (2)



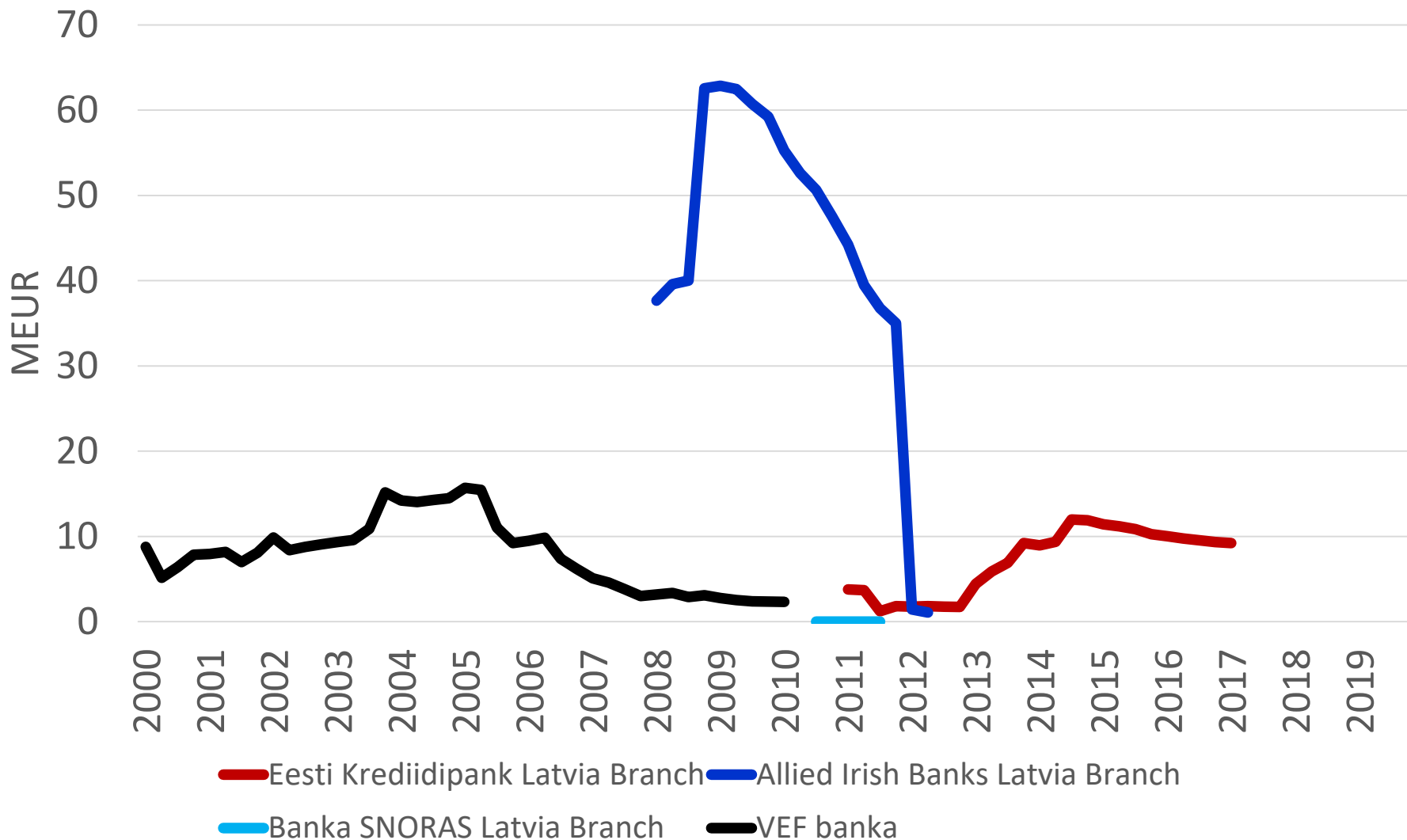
* 9 months 2019

Historic: banks' issued loans 2000-2019* (3)



* 9 months 2019

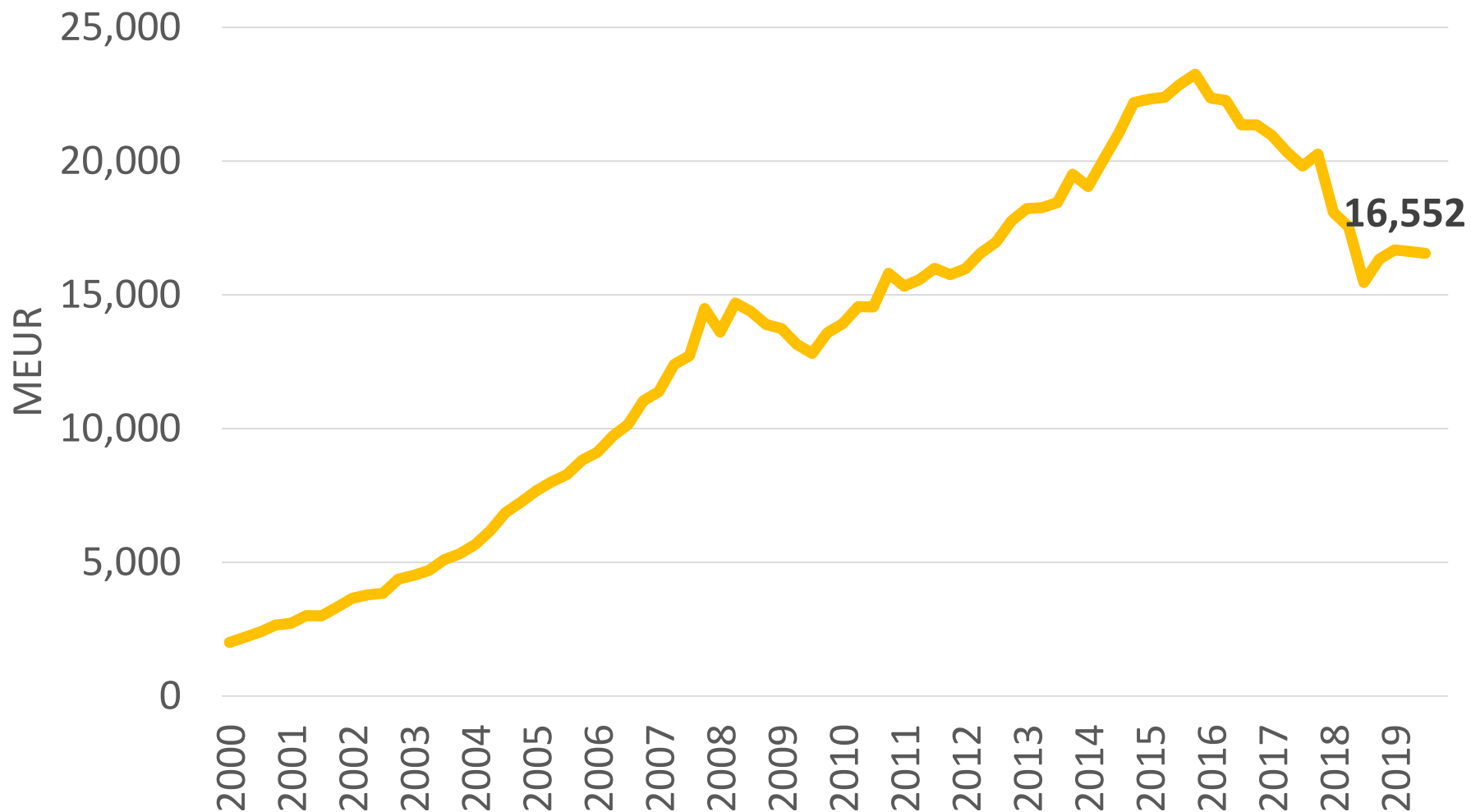
Historic: banks' issued loans 2000-2019* (4)



* 9 months 2019

5. DEPOSITS

Deposits at Latvian banking sector 2000-2019*



* 9 months 2019

Deposits at Latvian banking sector

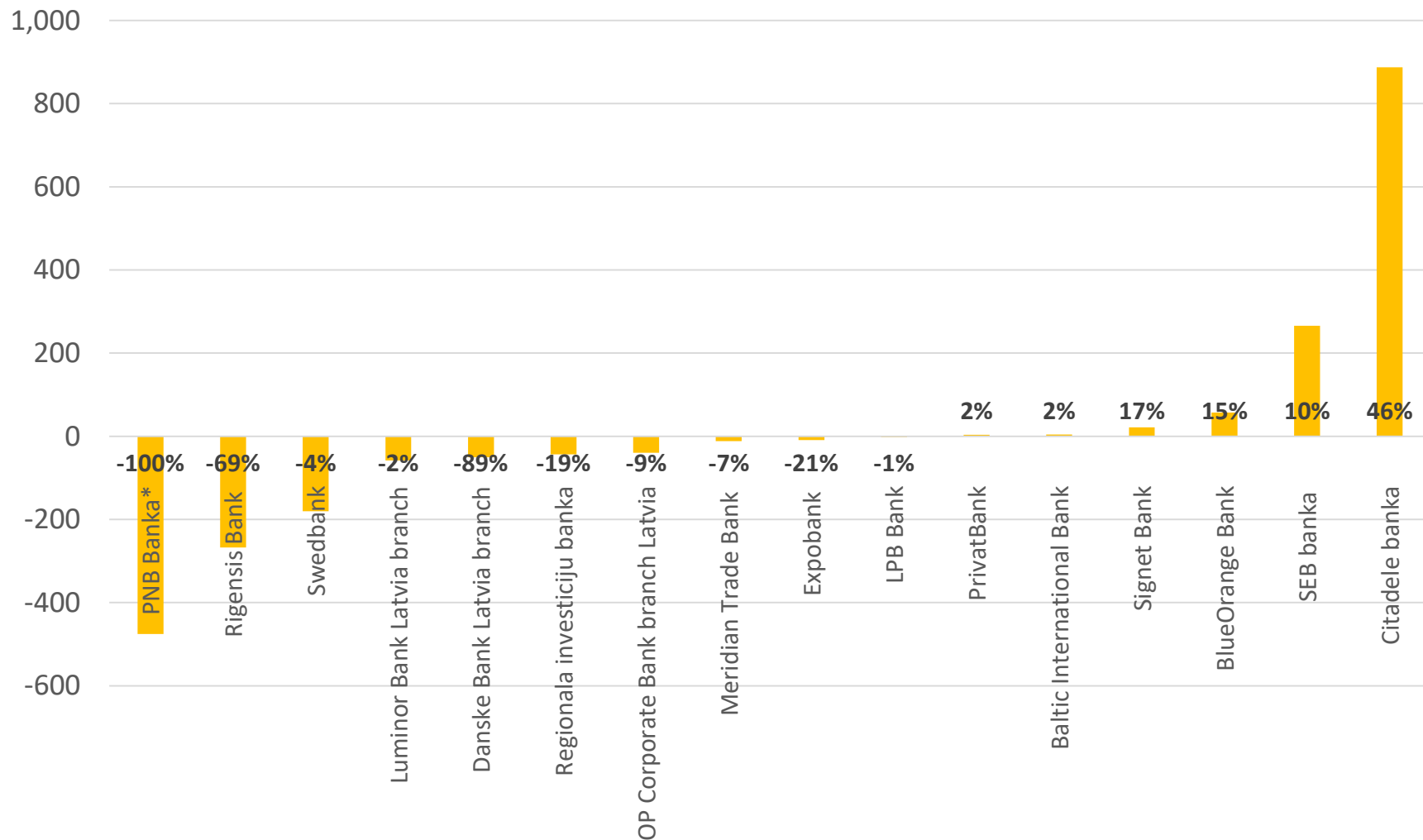
- Total deposits at Latvian banking sector were EUR 16.55 billion as of September 30, 2019;
- The total portfolio of deposits decreased by -0.4% or EUR 0.06 billion in the 3rd quarter 2019;
- Deposits increased by +7% or EUR 1.09 billion in the last 12 months period;

Deposits at banks as of 30.09.2019, MEUR

Name	Value	Change in 2019	
Swedbank	4,741.6	-180.1	-3.7%
SEB banka	2,968.0	265.5	9.8%
Citadele banka	2,819.2	887.3	45.9%
Luminor Bank Latvia branch	2,774.1	-58.1	-2.1%
BlueOrange Bank	441.2	56.8	14.8%
OP Corporate Bank branch Latvia	381.5	-39.6	-9.4%
Baltic International Bank	247.3	4.2	1.7%
Regionala investiciju banka	185.7	-43.3	-18.9%
Meridian Trade Bank	159.8	-11.6	-6.8%
PrivatBank	154.4	3.3	2.2%
LPB Bank	149.6	-1.9	-1.3%
Signet Bank	144.0	21.3	17.4%
Rigensis Bank	119.8	-267.6	-69.1%
Expobank	35.0	-9.4	-21.1%
Danske Bank Latvia branch	6.2	-50.7	-89.1%
PNB Banka*	0.0	-475.3	-100.0%
Total banking industry	16,552.0	219.5	1.3%
Altum	0.0	0.0	0.0%

* PNB Banka was declared insolvent on September 12, 2019.

Change of deposits 30.09.2019 vs 31.12.2018, MEUR



* PNB Banka was declared insolvent on September 12, 2019.

Breakdown of deposits as of 30.09.2019, MEUR

Name	Deposits	Term		Customer	
		Short term	Long term	Private persons	Companies
Swedbank	4,741.6	4,254.4	487.2	2,895.4	1,718.9
SEB banka	2,968.0	2,494.1	473.9	1,604.3	1,119.2
Citadele banka	2,819.2	2,234.6	584.6	1,658.8	1,066.2
Luminor Bank Latvia branch	2,774.1	2,261.5	512.6	1,210.6	1,351.7
BlueOrange Bank	441.2	173.9	267.3	320.2	121.0
OP Corporate Bank branch Latvia	381.5	380.1	0.0	0.0	51.5
Baltic International Bank	247.3	207.9	39.4	76.4	170.8
Regionala investiciju banka	185.7	148.0	37.7	50.1	135.5
Meridian Trade Bank	159.8	119.3	40.6	103.1	56.7
PrivatBank	154.4	54.0	100.4	120.0	34.4
LPB Bank	149.6	115.4	34.2	54.5	95.1
Signet Bank	144.0	111.6	32.4	52.3	91.7
Rigensis Bank	119.8	95.3	24.4	27.5	92.3
Expobank	35.0	32.6	2.4	7.8	27.2
Danske Bank Latvia branch	6.2	6.2	0.0	0.1	6.1
PNB Banka*	0.0	0.0	0.0	0.0	0.0
Total banking industry	16,552.0	13,299.5	3,252.6	8,951.4	6,599.8
Altum	0.0	0.0	0.0	0.0	0.0

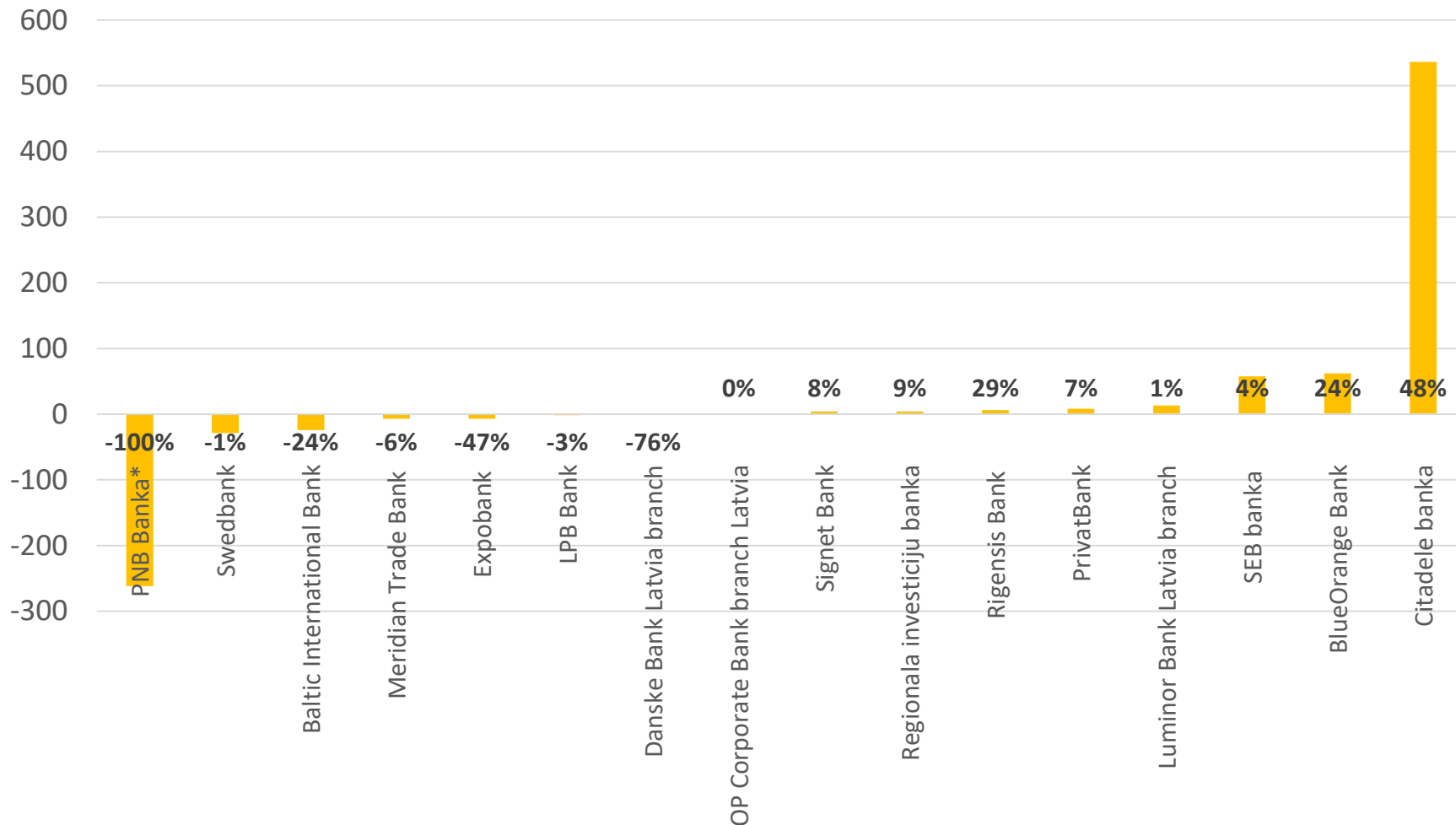
* PNB Banka was declared insolvent on September 12, 2019.

Deposits of private persons as of 30.09.2019, MEUR

Name	Value	Change in 2019	
Swedbank	2,895.4	-28.6	-1.0%
Citadele banka	1,658.8	536.4	47.8%
SEB banka	1,604.3	57.4	3.7%
Luminor Bank Latvia branch	1,210.6	13.0	1.1%
BlueOrange Bank	320.2	61.9	24.0%
PrivatBank	120.0	8.3	7.5%
Meridian Trade Bank	103.1	-7.1	-6.5%
Baltic International Bank	76.4	-24.3	-24.2%
LPB Bank	54.5	-1.5	-2.7%
Signet Bank	52.3	4.1	8.4%
Regionala investiciju banka	50.1	4.1	9.0%
Rigensis Bank	27.5	6.2	28.9%
Expobank	7.8	-6.9	-46.9%
Danske Bank Latvia branch	0.1	-0.4	-75.8%
PNB Banka*	0.0	-261.8	-100.0%
OP Corporate Bank branch Latvia	0.0	0.0	0.0%
Total banking industry	8,951.4	466.8	5.5%
Altum	0.0	0.0	0.0%

* PNB Banka was declared insolvent on September 12, 2019.

Change of deposits of private persons 30.09.2019 vs 31.12.2018, MEUR



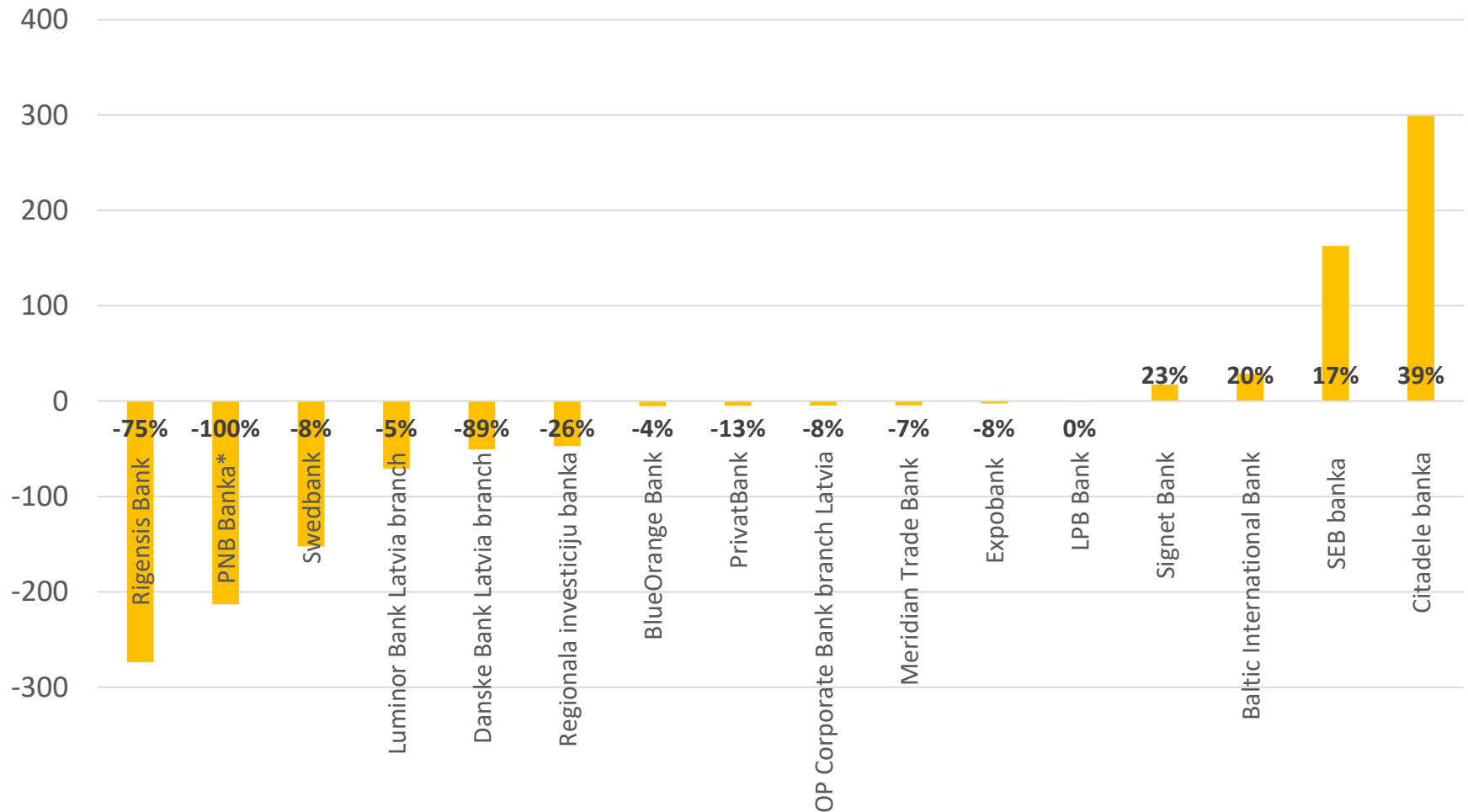
* PNB Banka was declared insolvent on September 12, 2019.

Deposits of companies as of 30.09.2019, MEUR

Name	Value	Change in 2019	
Swedbank	1,718.9	-152.3	-8.1%
Luminor Bank Latvia branch	1,351.7	-70.7	-5.0%
SEB banka	1,119.2	162.9	17.0%
Citadele banka	1,066.2	299.1	39.0%
Baltic International Bank	170.8	28.5	20.0%
Regionala investiciju banka	135.5	-47.4	-25.9%
BlueOrange Bank	121.0	-5.1	-4.1%
LPB Bank	95.1	-0.4	-0.4%
Rigensis Bank	92.3	-273.8	-74.8%
Signet Bank	91.7	17.3	23.2%
Meridian Trade Bank	56.7	-4.5	-7.3%
OP Corporate Bank branch Latvia	51.5	-4.8	-8.5%
PrivatBank	34.4	-5.0	-12.8%
Expobank	27.2	-2.5	-8.5%
Danske Bank Latvia branch	6.1	-50.3	-89.3%
PNB Banka*	0.0	-213.1	-100.0%
Total banking industry	6,599.8	-301.9	-4.4%
Altum	0.0	0.0	0.0%

* PNB Banka was declared insolvent on September 12, 2019.

Change of deposits of companies 30.09.2019 vs 31.12.2018, MEUR



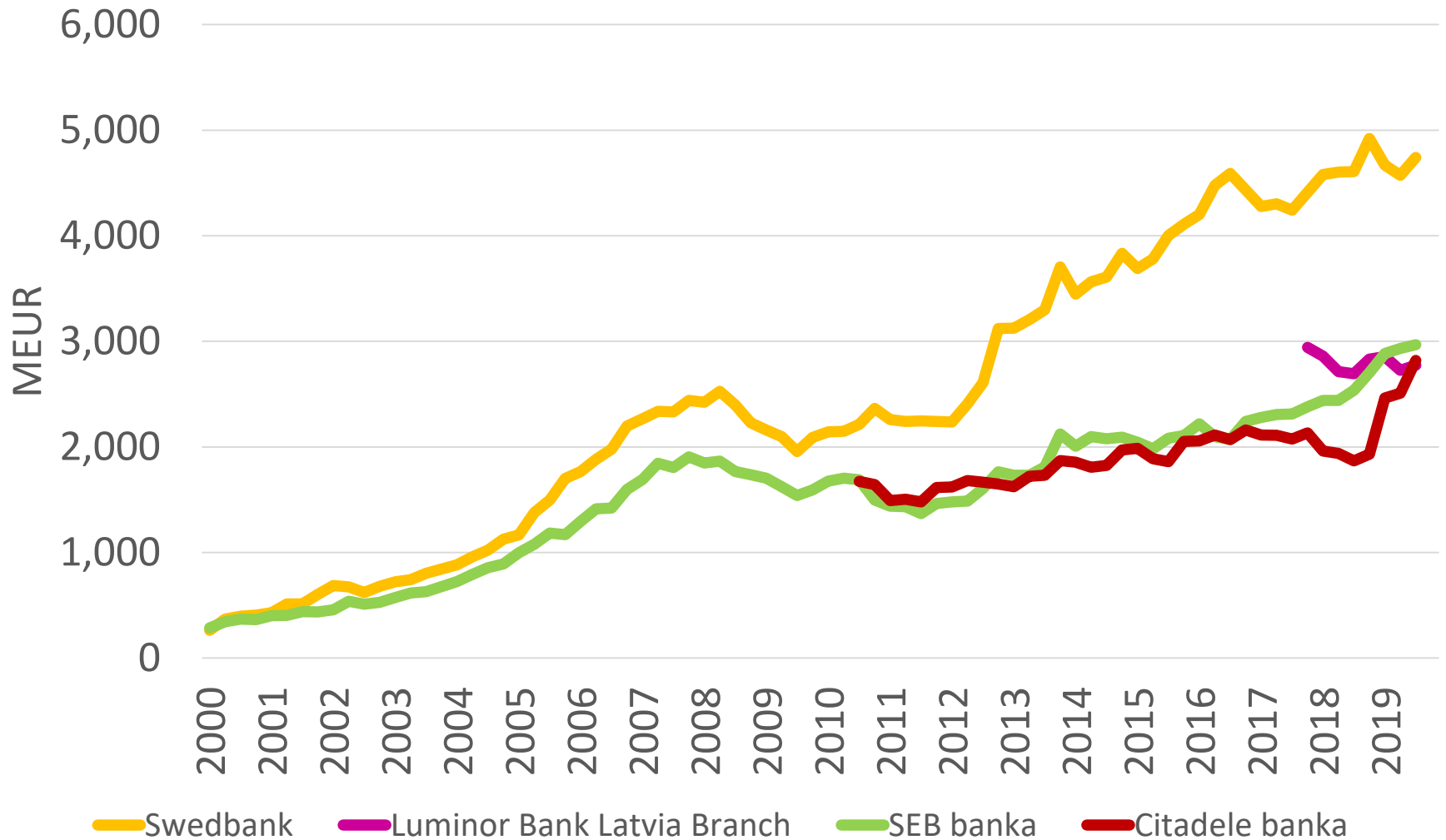
* PNB Banka was declared insolvent on September 12, 2019.

Deposits by term as of 30.09.2019, MEUR

Name	Deposits	Short term		Long term	
		Value	Proportion, %	Value	Proportion, %
Swedbank	4,741.6	4,254.4	89.7%	487.2	10.3%
SEB banka	2,968.0	2,494.1	84.0%	473.9	16.0%
Citadele banka	2,819.2	2,234.6	79.3%	584.6	20.7%
Luminor Bank Latvia branch	2,774.1	2,261.5	81.5%	512.6	18.5%
BlueOrange Bank	441.2	173.9	39.4%	267.3	60.6%
OP Corporate Bank branch Latvia	381.5	380.1	99.6%	0.0	0.0%
Baltic International Bank	247.3	207.9	84.1%	39.4	15.9%
Regionala investiciju banka	185.7	148.0	79.7%	37.7	20.3%
Meridian Trade Bank	159.8	119.3	74.6%	40.6	25.4%
PrivatBank	154.4	54.0	35.0%	100.4	65.0%
LPB Bank	149.6	115.4	77.1%	34.2	22.9%
Signet Bank	144.0	111.6	77.5%	32.4	22.5%
Rigensis Bank	119.8	95.3	79.6%	24.4	20.4%
Expobank	35.0	32.6	93.2%	2.4	6.8%
Danske Bank Latvia branch	6.2	6.2	100.0%	0.0	0.0%
PNB Banka*	0.0	0.0	0.0%	0.0	0.0%
Total banking industry	16,552.0	13,299.5	80.3%	3,252.6	19.7%
Altum	0.0	0.0	0.0%	0.0	0.0%

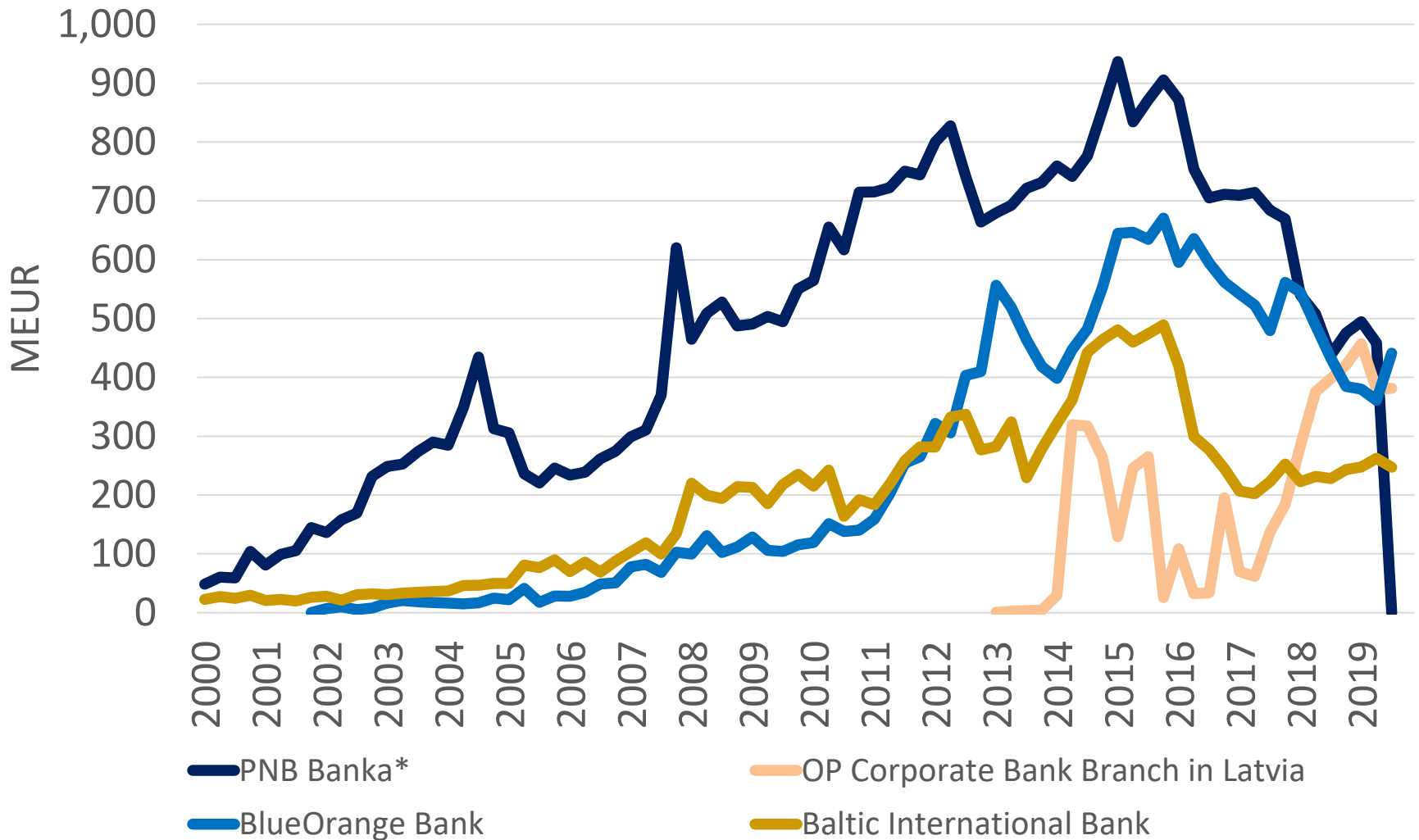
* PNB Banka was declared insolvent on September 12, 2019.

Deposits at banks 2000-2019* (1)



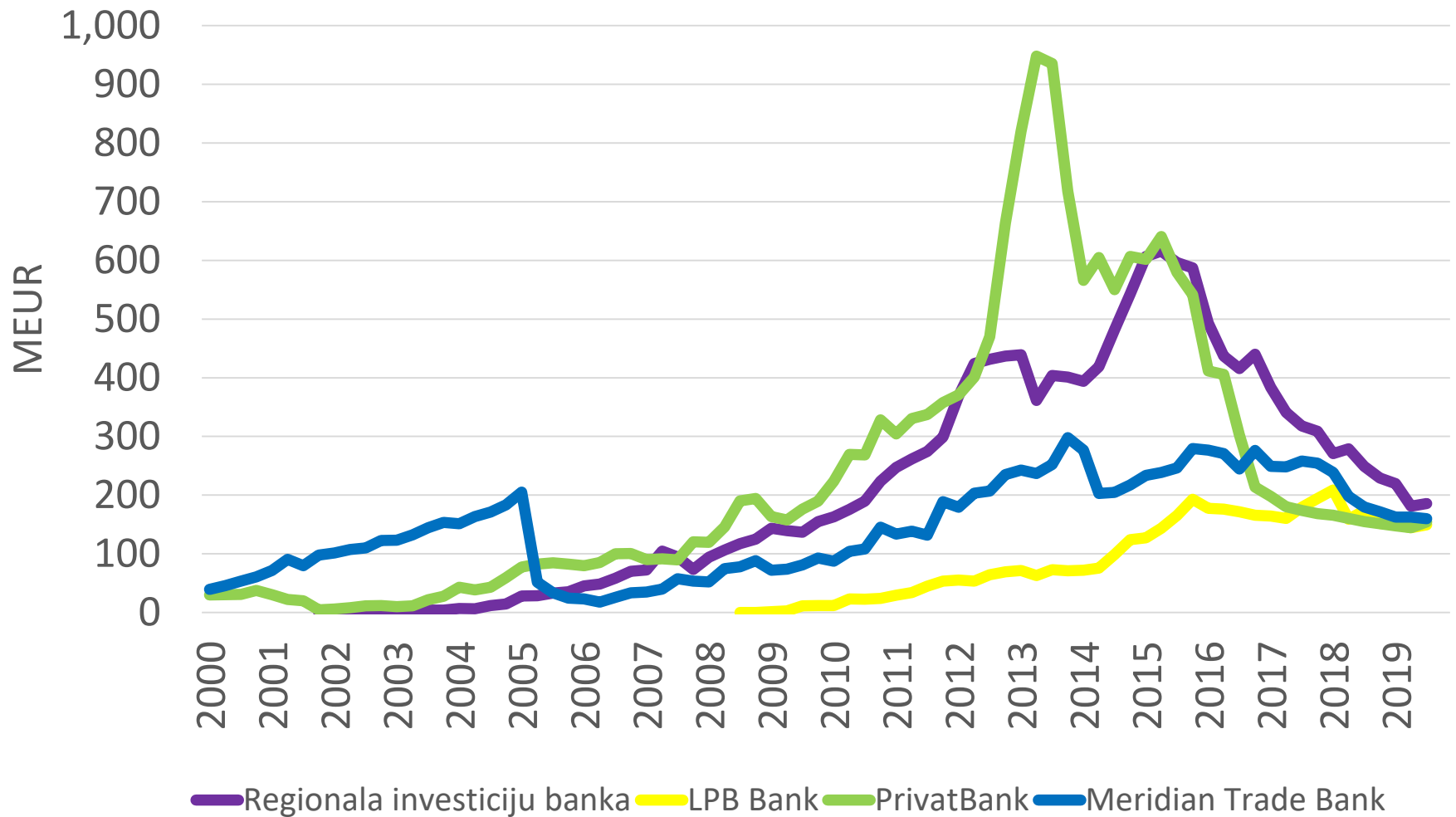
* 9 months 2019

Deposits at banks 2000-2019* (2)



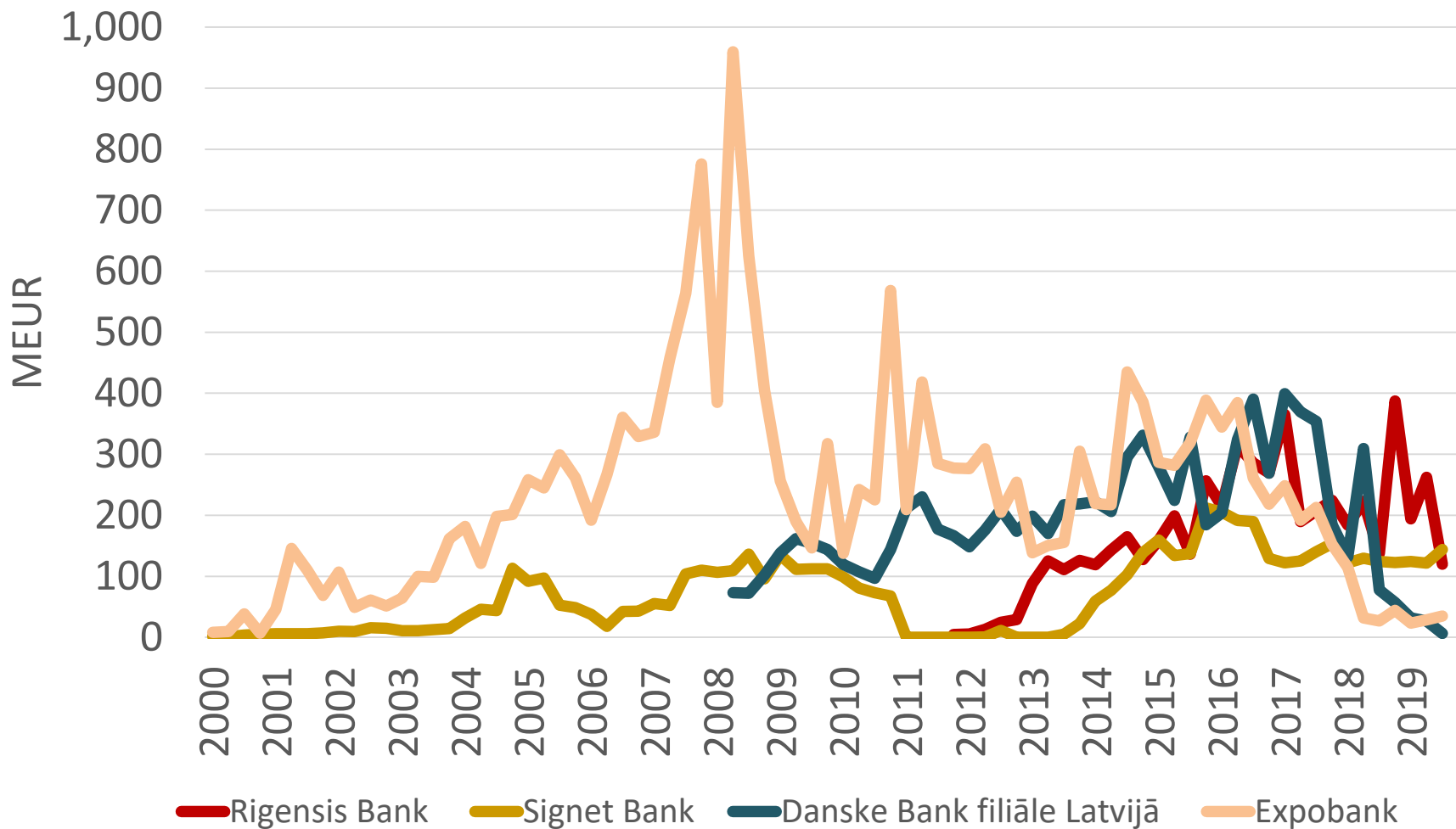
* 9 months 2019; PNB Banka was declared insolvent on September 12, 2019.

Deposits at banks 2000-2019* (3)



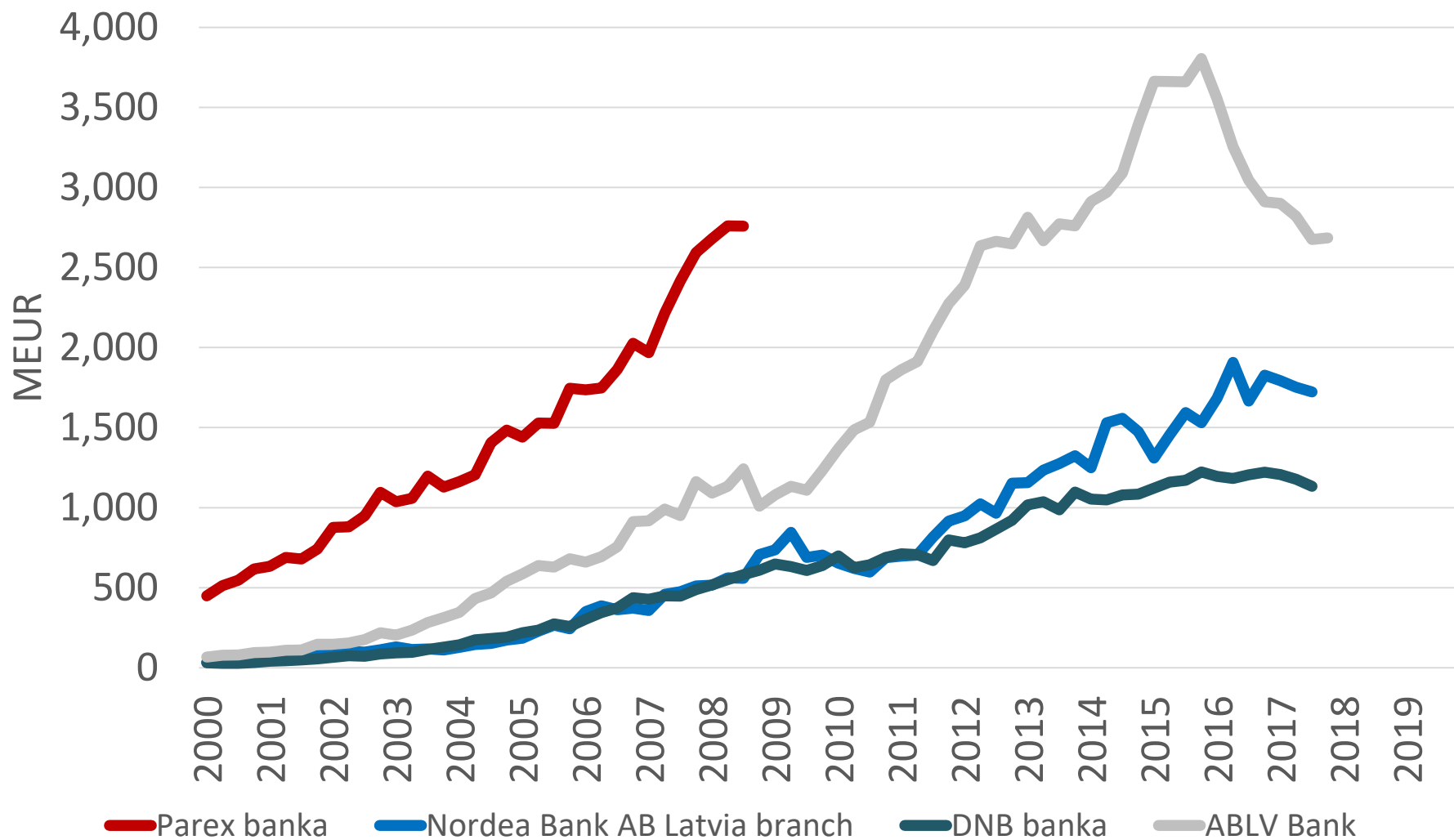
* 9 months 2019

Deposits at banks 2000-2019* (4)



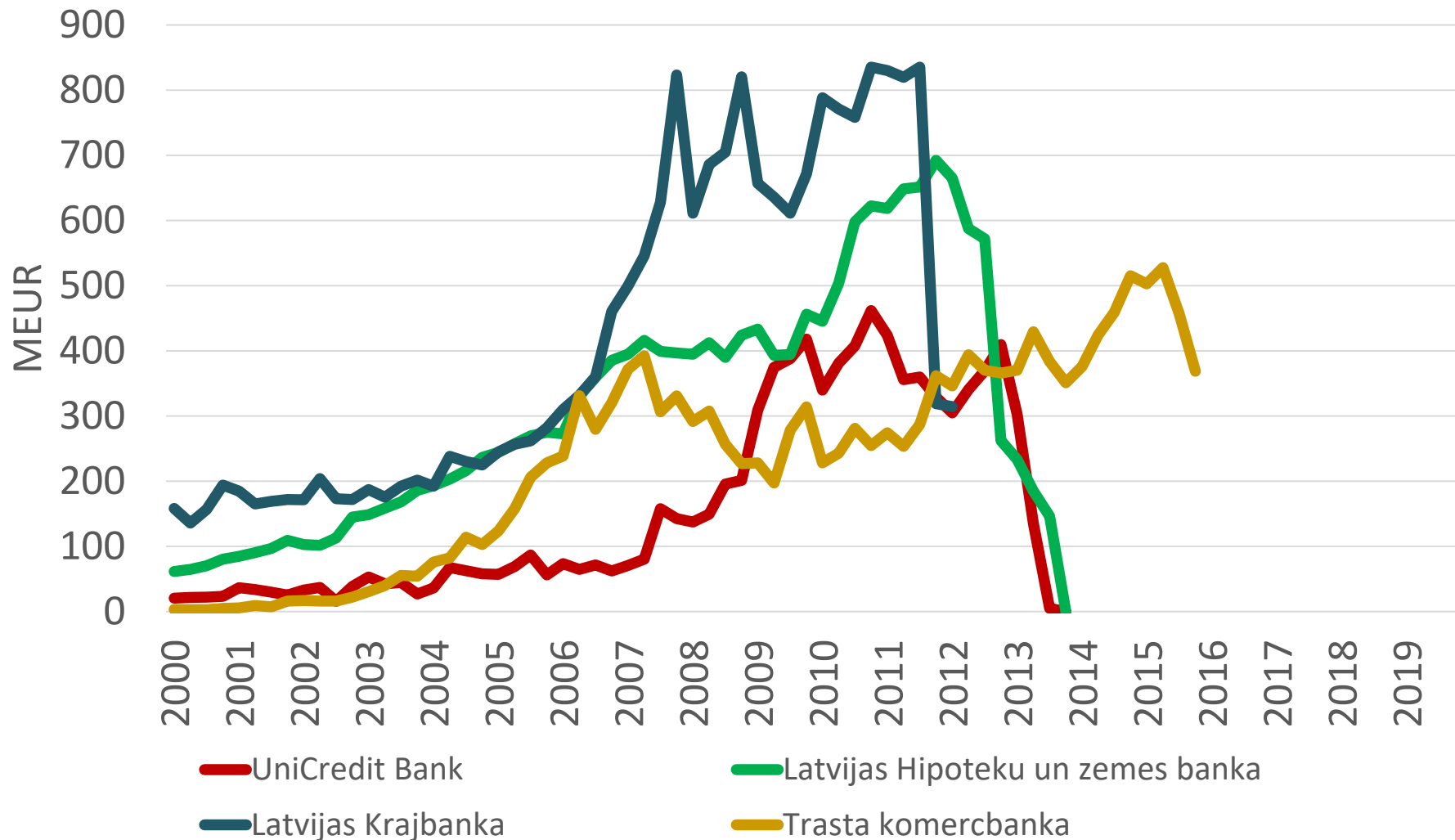
* 9 months 2019

Historic: deposits at banks 2000-2019* (1)



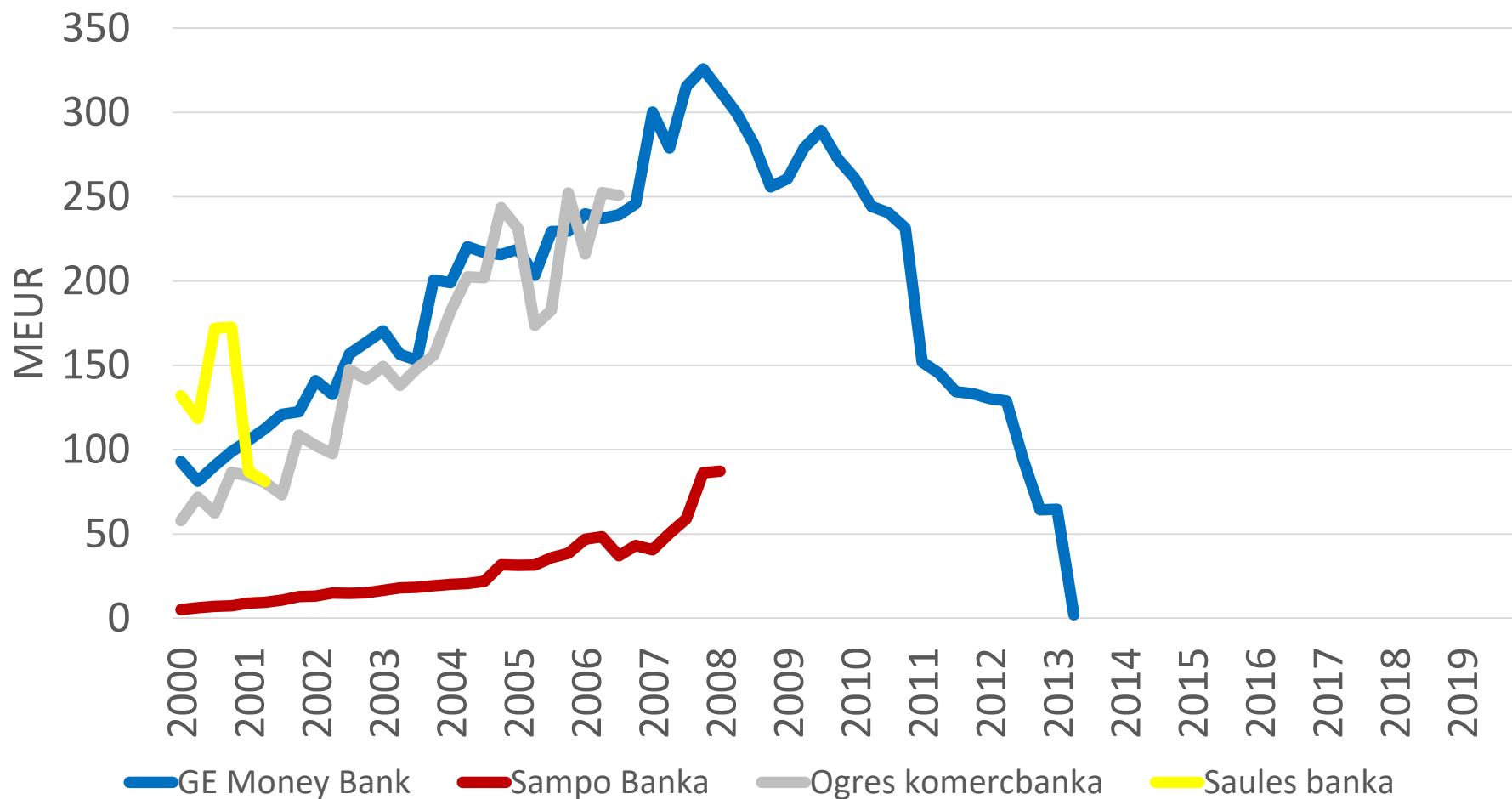
* 9 months 2019

Historic: deposits at banks 2000-2019* (2)



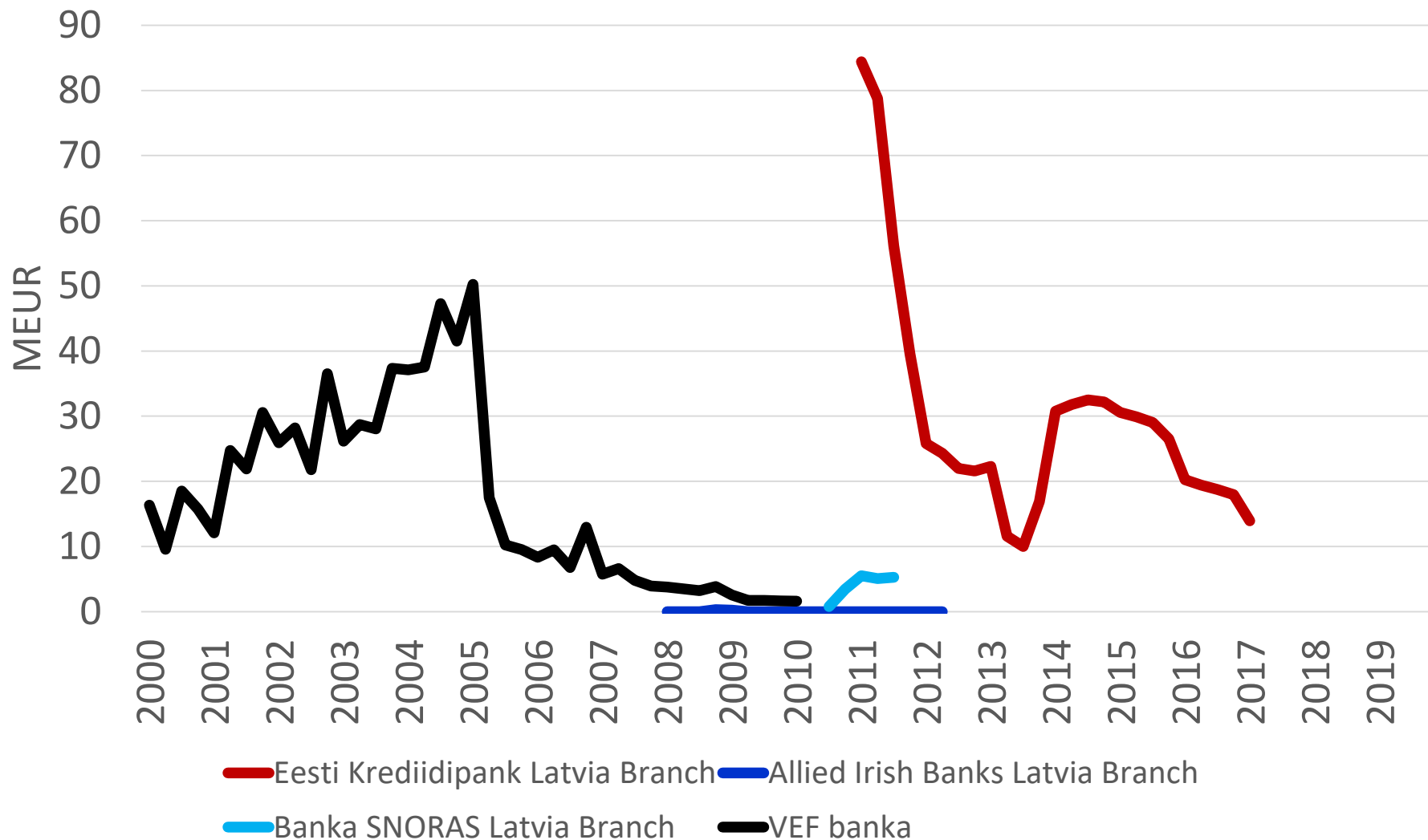
* 9 months 2019

Historic: deposits at banks 2000-2019* (3)



* 9 months 2019

Historic: deposits at banks 2000-2019* (4)



* 9 months 2019

6. ASSETS UNDER MANGEMENT AND ADMINISTRATION

Total* assets under management and administration as of 30.09.2019, MEUR

Name	Value	Change in 2019	
Swedbank	4,463.5	678.6	17.9%
SEB banka	3,666.5	414.6	12.7%
Citadele banka	1,474.0	175.6	13.5%
Luminor Bank Latvia branch	950.9	22.7	2.4%
Signet Bank	790.8	286.7	56.9%
PNB Banka	433.5	46.0	11.9%
BlueOrange Bank	274.2	105.4	62.4%
Expobank	223.6	0.9	0.4%
Baltic International Bank	101.4	27.1	36.4%
Regionala investiciju banka	94.5	6.5	7.4%
Rigensis Bank	37.3	1.6	4.5%
PrivatBank	23.3	10.1	76.8%
LPB Bank	22.9	-7.2	-24.0%
Meridian Trade Bank	1.0	0.0	0.0%
Danske Bank Latvia branch	0.0	0.0	0.0%
OP Corporate Bank branch Latvia	0.0	0.0	0.0%
Total banking industry	12,557.2	1,768.5	16.4%
Altum	0.0	0.0	0.0%

* - banks and investment management companies

Assets under management and administration at banks as of 30.09.2019, MEUR

Name	Value	Change in 2019	
Swedbank	2,493.9	389.4	18.5%
SEB banka	2,049.5	193.1	10.4%
Signet Bank	735.2	286.0	63.7%
Citadele banka	657.9	61.2	10.3%
Luminor Bank Latvia branch	344.6	-59.1	-14.6%
BlueOrange Bank	274.2	105.4	62.4%
Expobank	223.6	0.9	0.4%
PNB Banka	173.2	42.2	32.2%
Baltic International Bank	101.4	27.1	36.4%
Regionala investiciju banka	94.5	6.5	7.4%
Rigensis Bank	37.3	1.6	4.5%
PrivatBank	23.3	10.1	76.8%
LPB Bank	22.9	-7.2	-24.0%
Meridian Trade Bank	1.0	0.0	0.0%
Danske Bank Latvia branch	0.0	0.0	0.0%
OP Corporate Bank branch Latvia	0.0	0.0	0.0%
Total banking industry	7,232.5	1,057.2	17.1%
Altum	0.0	0.0	0.0%

Assets under management and administration at investment management companies as of 30.09.2019, MEUR

Name	Value	Change in 2019	
Swedbank	1,969.5	289.2	17.2%
SEB banka	1,617.0	221.4	15.9%
Citadele banka	816.1	114.4	16.3%
Luminor Bank Latvia branch	606.3	81.8	15.6%
PNB Banka	260.3	3.8	1.5%
Signet Bank	55.6	0.7	1.3%
Expobank	0.0	0.0	0.0%
BlueOrange Bank	0.0	0.0	0.0%
Regionala investiciju banka	0.0	0.0	0.0%
Baltic International Bank	0.0	0.0	0.0%
Rigensis Bank	0.0	0.0	0.0%
LPB Bank	0.0	0.0	0.0%
PrivatBank	0.0	0.0	0.0%
Meridian Trade Bank	0.0	0.0	0.0%
Danske Bank Latvia branch	0.0	0.0	0.0%
OP Corporate Bank branch Latvia	0.0	0.0	0.0%
Total banking industry	5,324.7	711.3	15.4%
Altum	0.0	0.0	0.0%

7. FINANCIAL RATIOS

Financial ratios as of 30.09.2019

Name	Capital Adequacy Ratio ¹	Liquidity coverage ratio ²	Return on Equity (ROE) ³	Return on Assets (ROA) ⁴
Baltic International Bank	13.4%	166.0%	1.0%	0.1%
BlueOrange Bank	15.6%	247.0%	9.2%	1.2%
Citadele banka	19.3%	265.9%	12.9%	1.4%
Expobank	66.4%	619.0%	-2.1%	-1.0%
LPB Bank	21.4%	176.8%	20.3%	3.3%
Meridian Trade Bank	9.6%	540.6%	9.2%	0.4%
PNB Banka*	-5.8%	171.2%	-411.2%	-18.5%
PrivatBank	25.8%	966.1%	-5.3%	-1.0%
Regionala investiciju banka	25.5%	161.6%	14.8%	2.0%
Rigensis Bank	39.5%	678.0%	7.6%	2.1%
SEB banka	17.3%	149.2%	14.0%	1.3%
Signet Bank	24.9%	199.7%	4.5%	0.5%
Swedbank	27.5%	292.0%	13.7%	2.0%

1 Total capital ratio, including adjustments; min requirement 8% according to legislation;

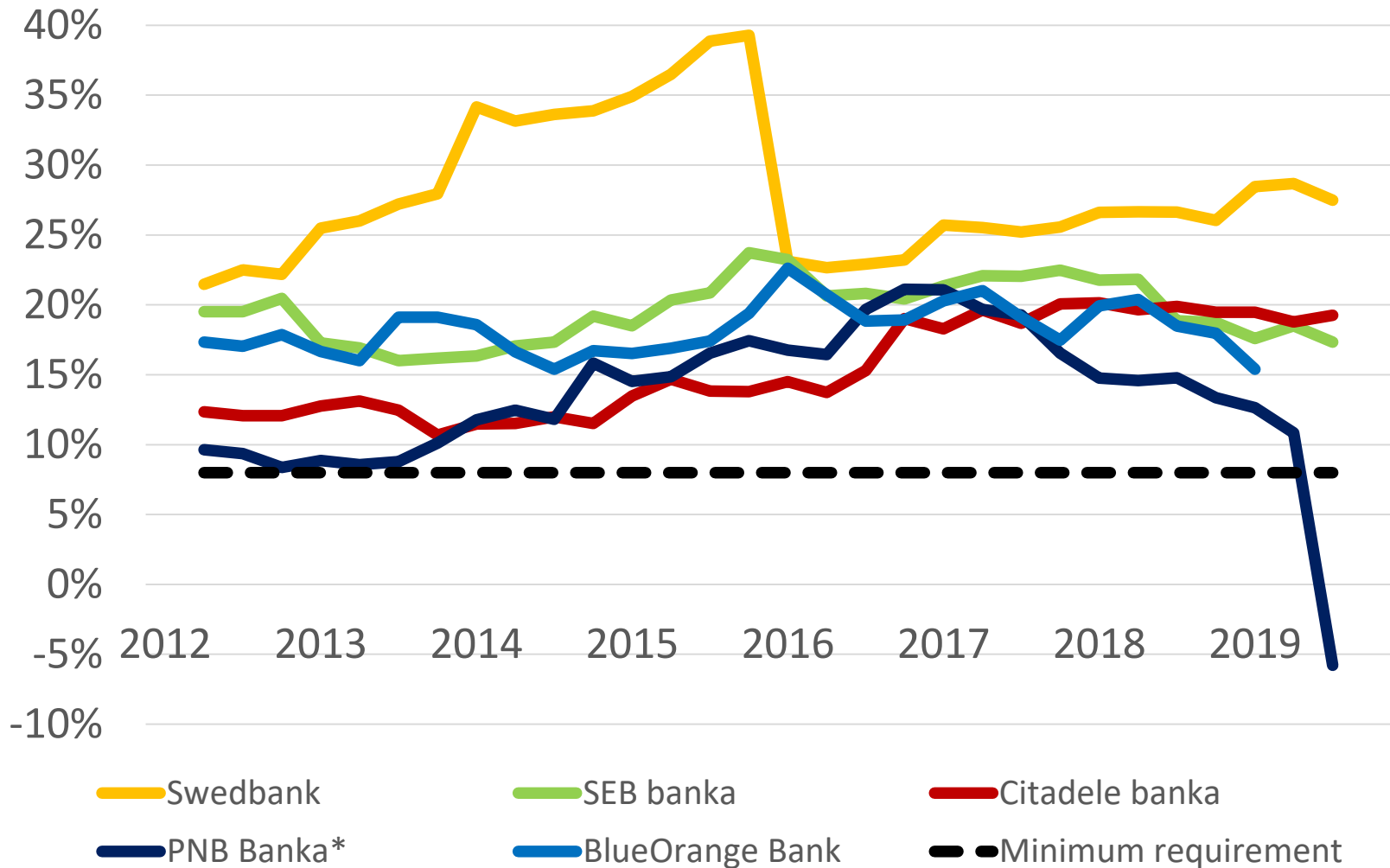
2 Minimum requirement 100%;

3 Return on equity (ROE) – proportion of annualized profit/loss of a period from average capital and reserves;

4 Return on assets (ROA) – proportion of annualized profit/loss of a period from average assets.

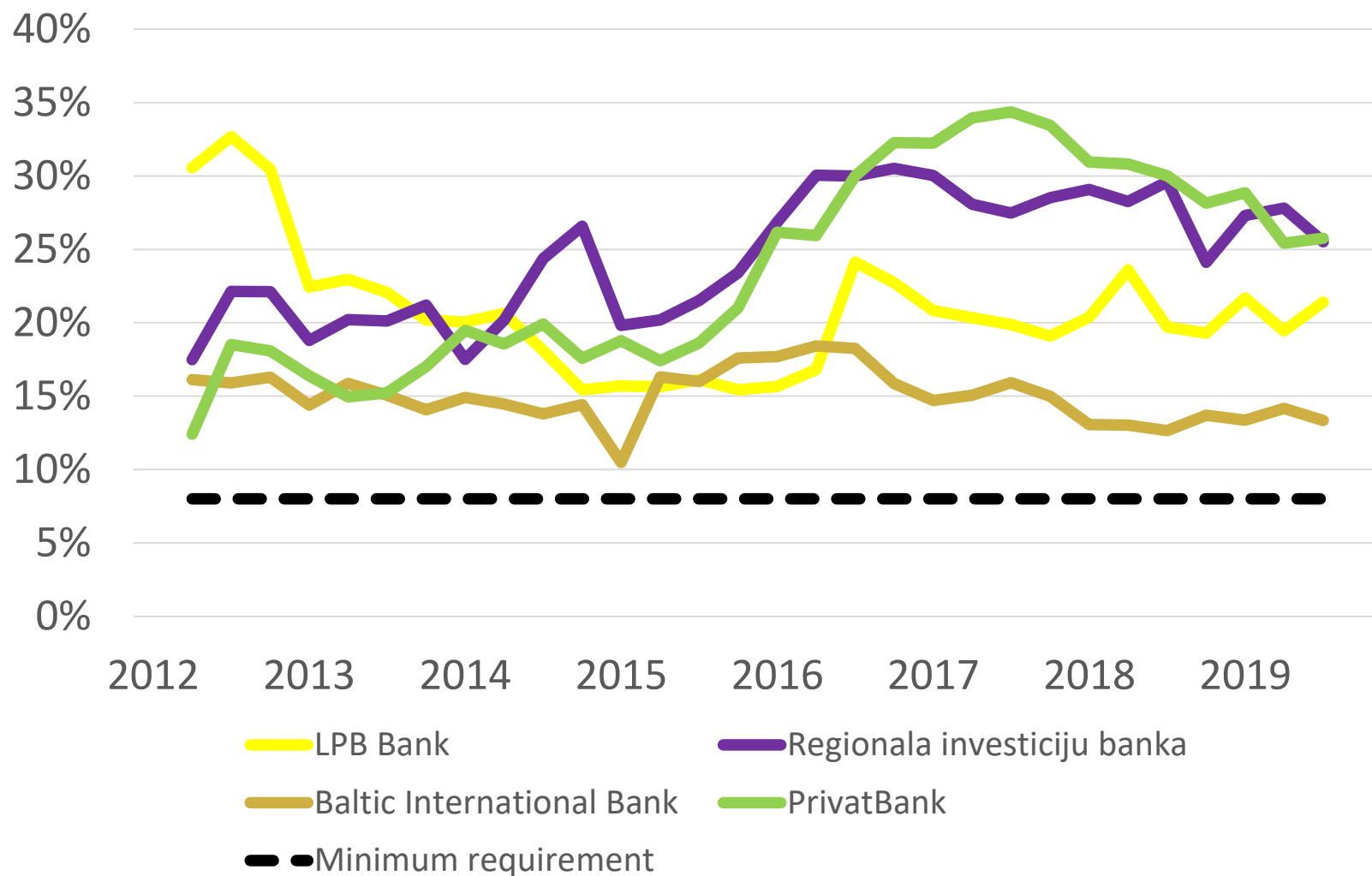
* PNB Banka was declared insolvent on September 12, 2019.

Capital adequacy ratio 2012-2019* (1)



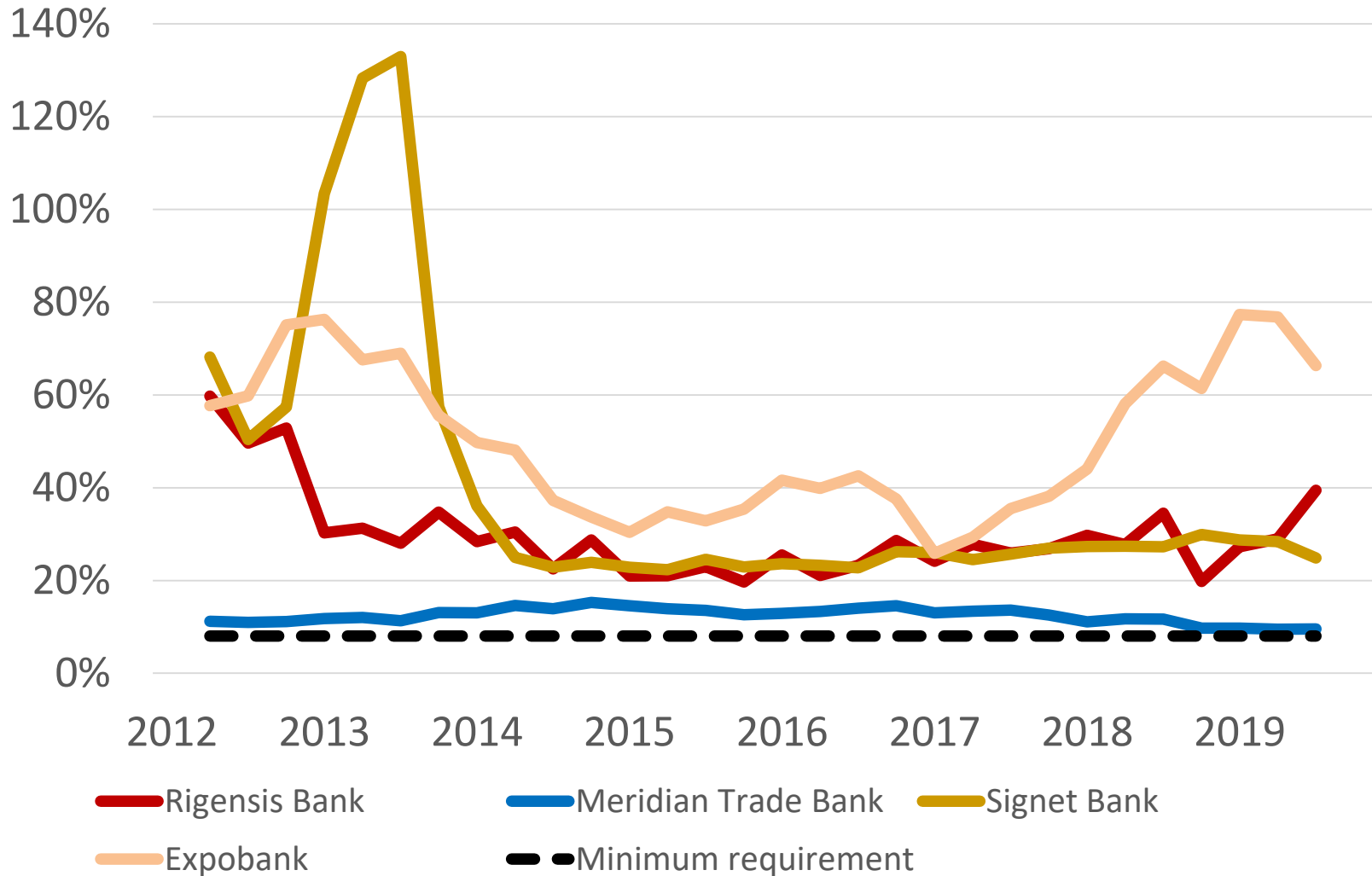
* 9 months 2019; PNB Banka was declared insolvent on September 12, 2019

Capital adequacy ratio 2012-2019* (2)



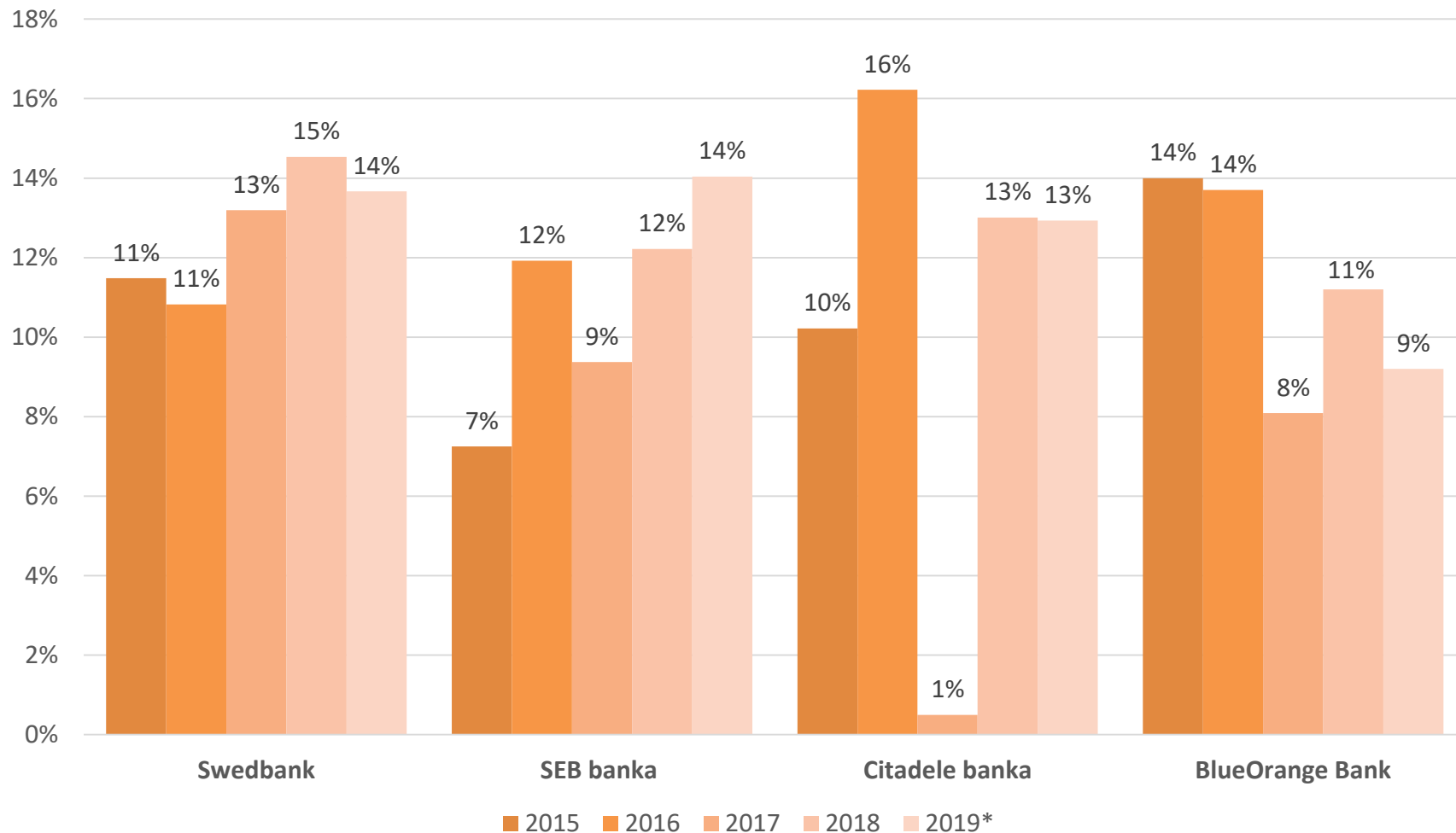
* 9 months 2019

Capital adequacy ratio 2012-2019* (3)



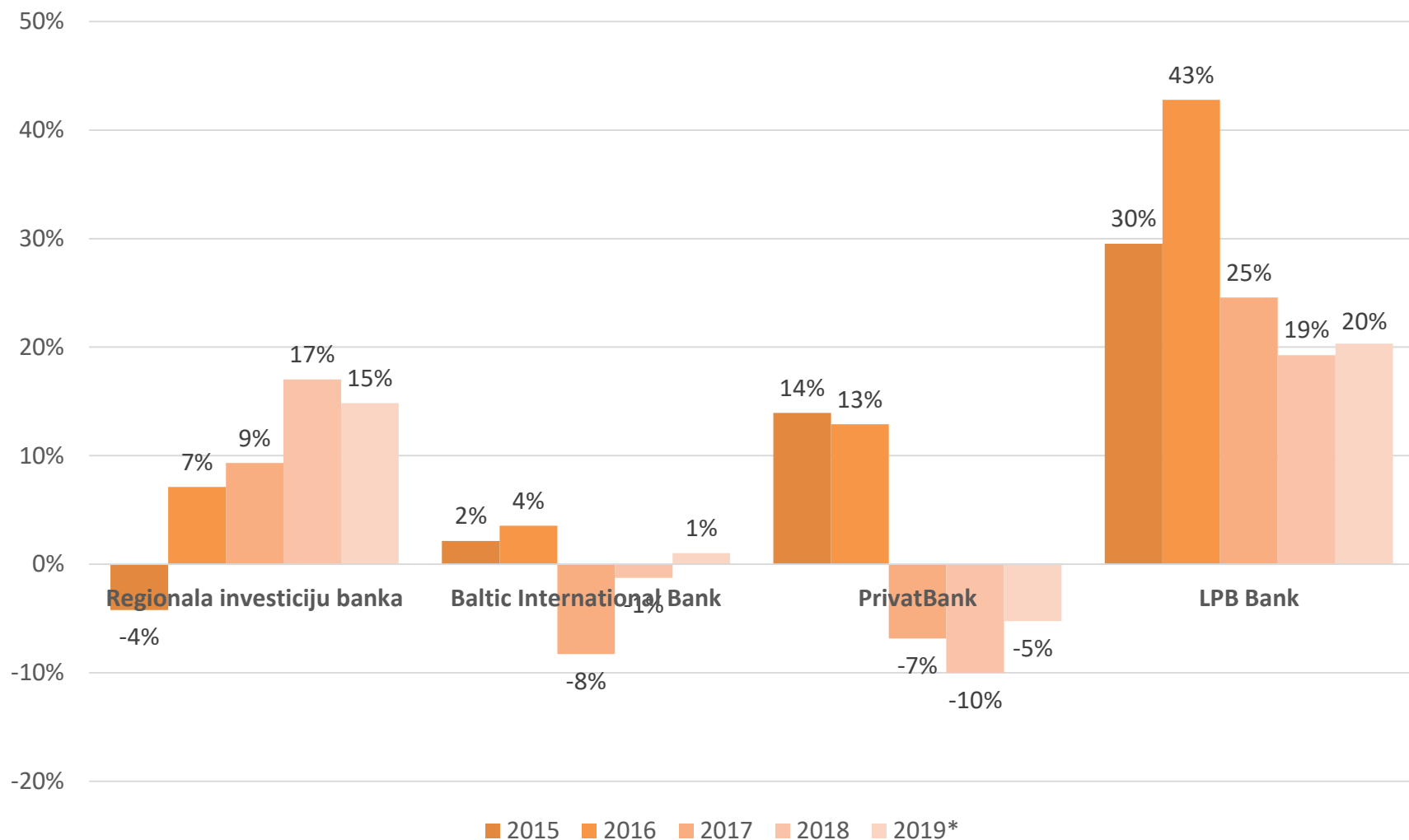
* 9 months 2019

Return on equity 2015-2019* (1)



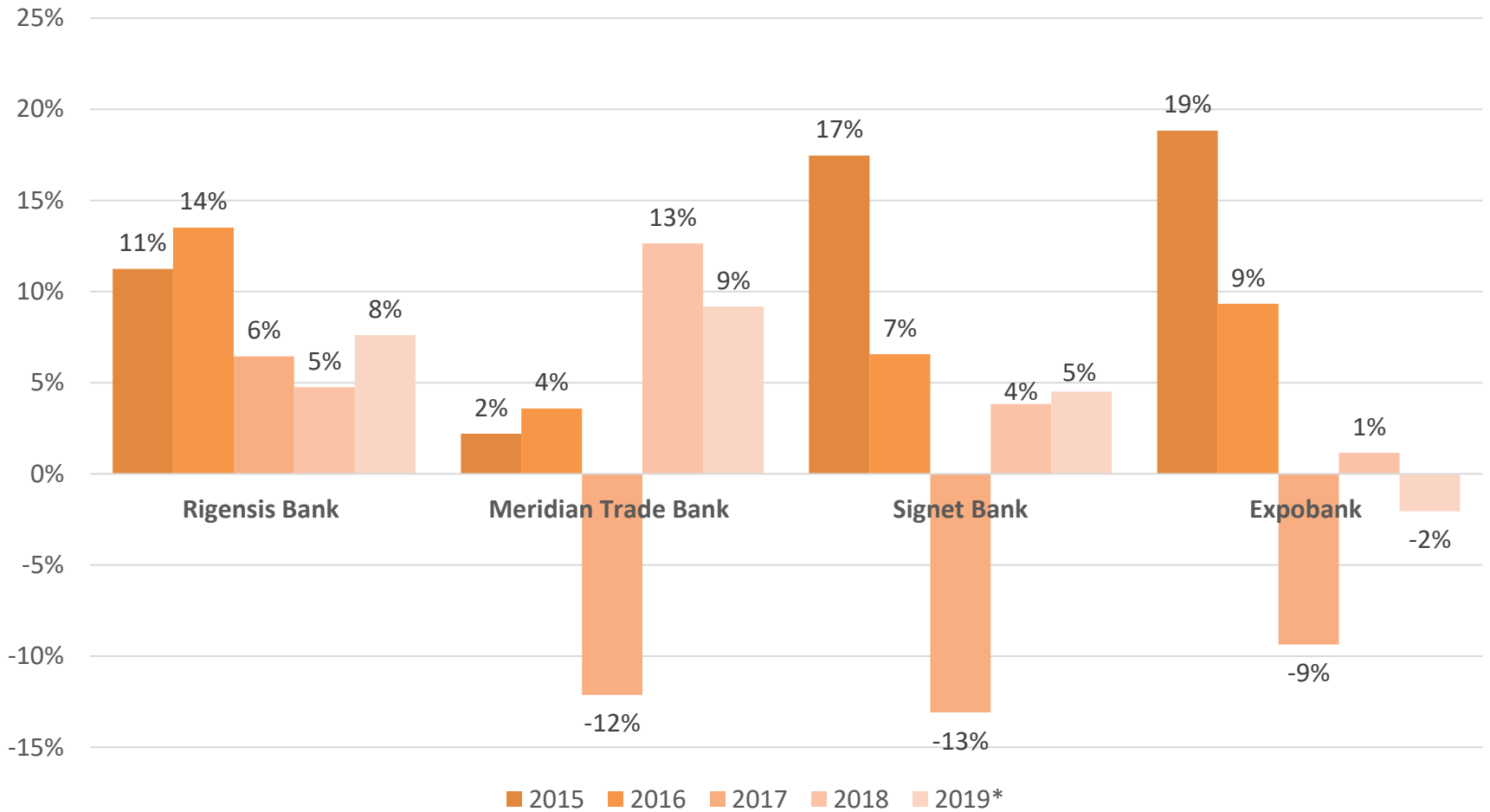
* 9 months 2019

Return on equity 2015-2019* (2)



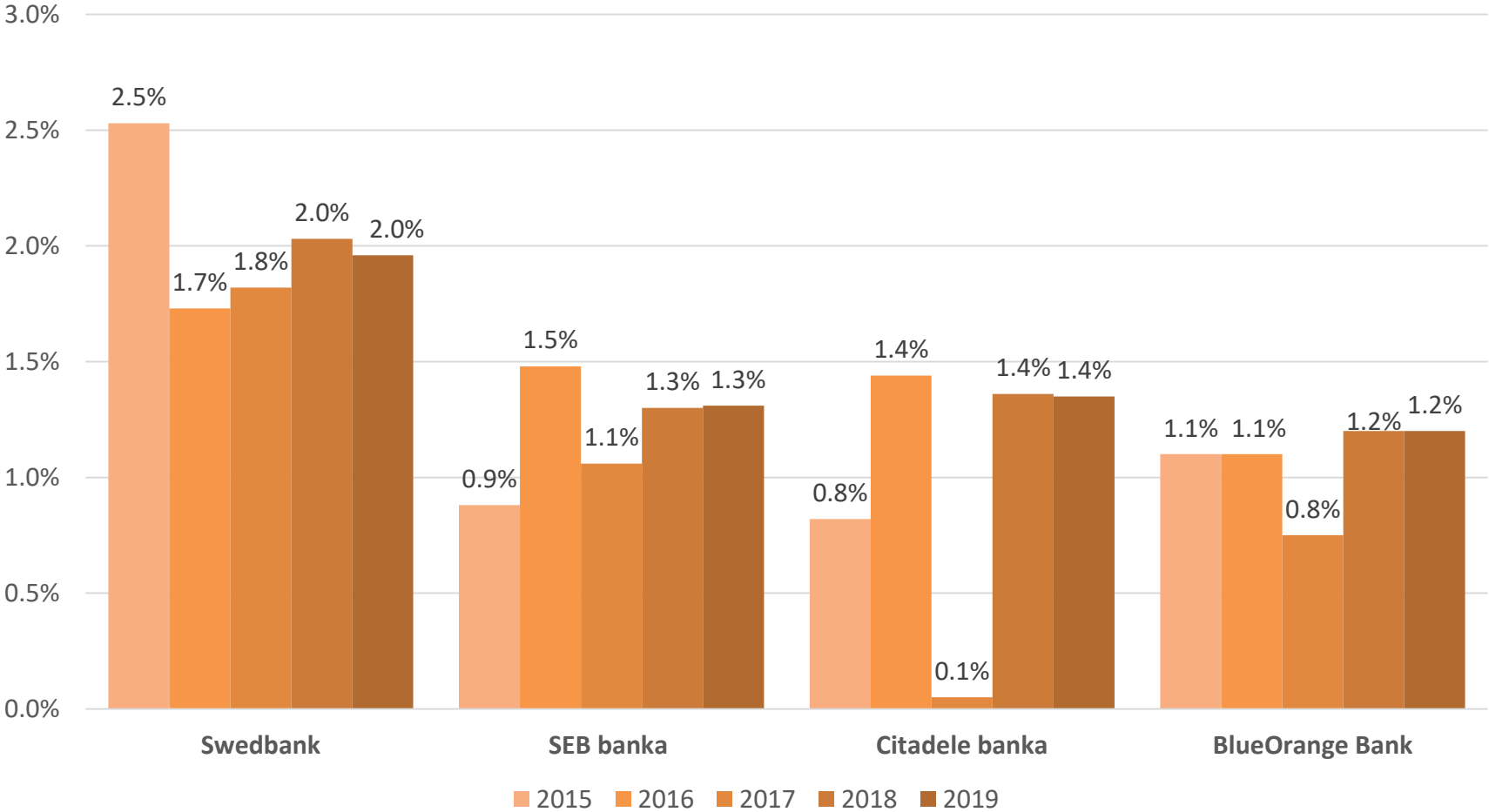
* 9 months 2019

Return on equity 2015-2019* (3)



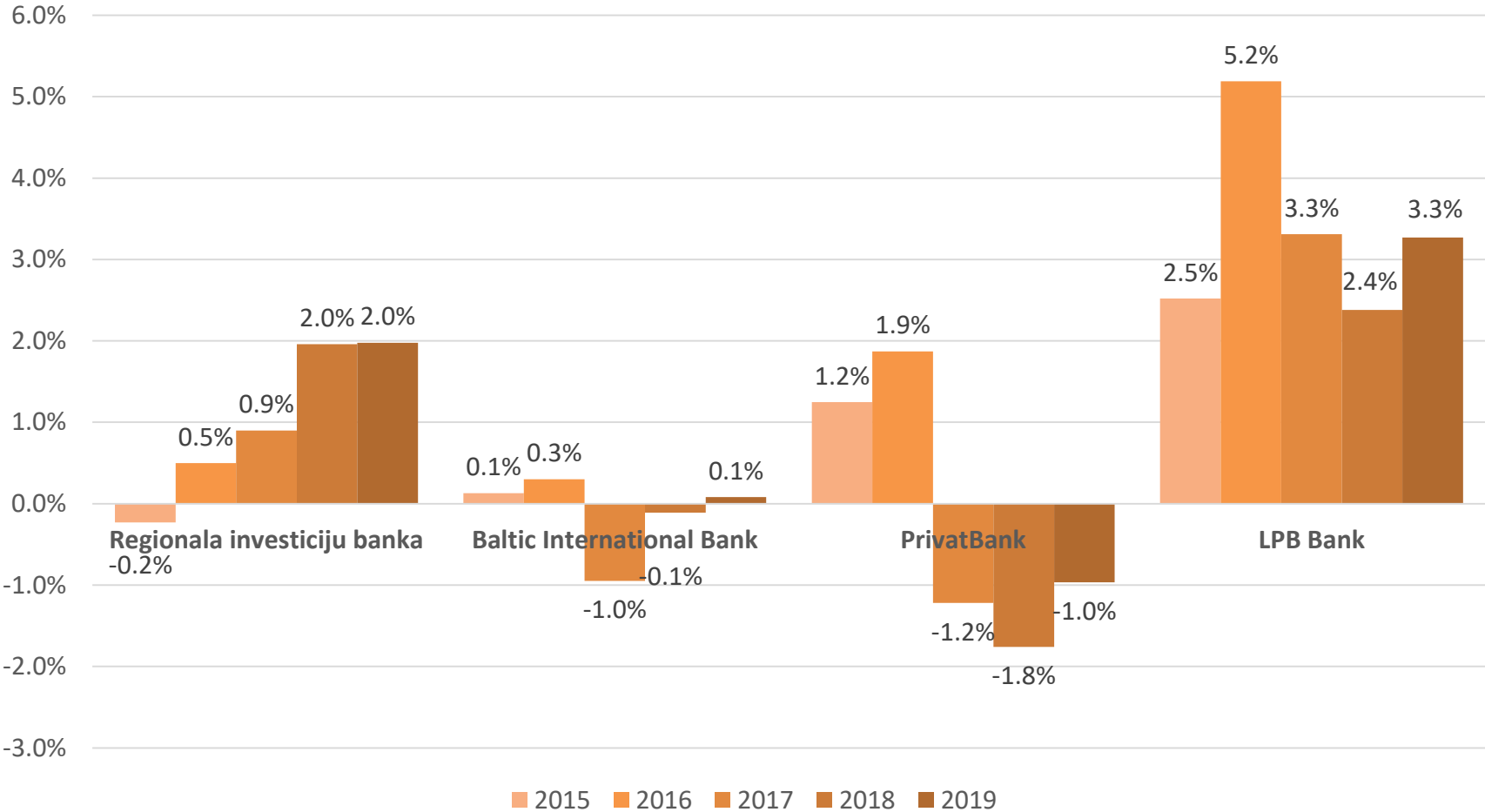
* 9 months 2019

Return on assets 2015-2019* (1)



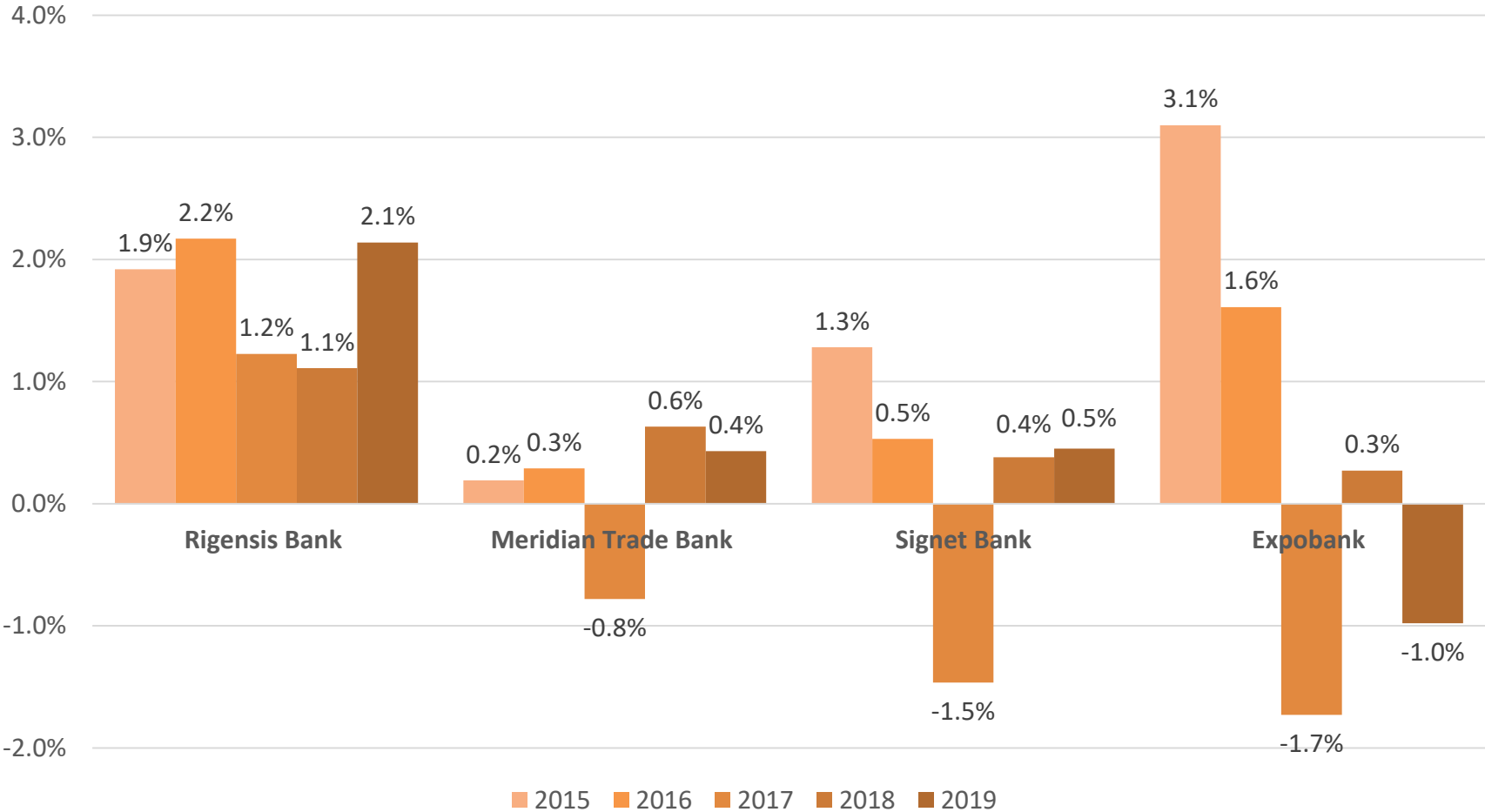
* 9 months 2019

Return on assets 2015-2019* (2)



* 9 months 2019

Return on assets 2015-2019* (3)



* 9 months 2019

METHODOLOGY

- Data source: information from commercial banks, non-audited data;
- Capital of foreign branches is not separated, and related ratios are not calculated;
- Profit of foreign branches is not reported;
- Data of the members of Finance Latvia Association is reported;
- Altum data available from the 2nd quarter 2018;
- Banking licence of ABLV Bank AS was cancelled on July 11, 2018; it influenced total banking sector results in the 3rd quarter 2018;
- Data of assets under management and administration is reported starting from 30.06.2018.;
- PNB Banka was declared insolvent on September 12, 2019.

THANK YOU FOR YOUR ATTENTION!

 Doma laukumā 8A, Rīgā, LV-1050

 +371 67284528

 info@financelatvia.eu

 www.financelatvia.eu