

# OPERATING RESULTS OF LATVIAN COMMERCIAL BANKS

4th quarter 2019

# CONTENTS

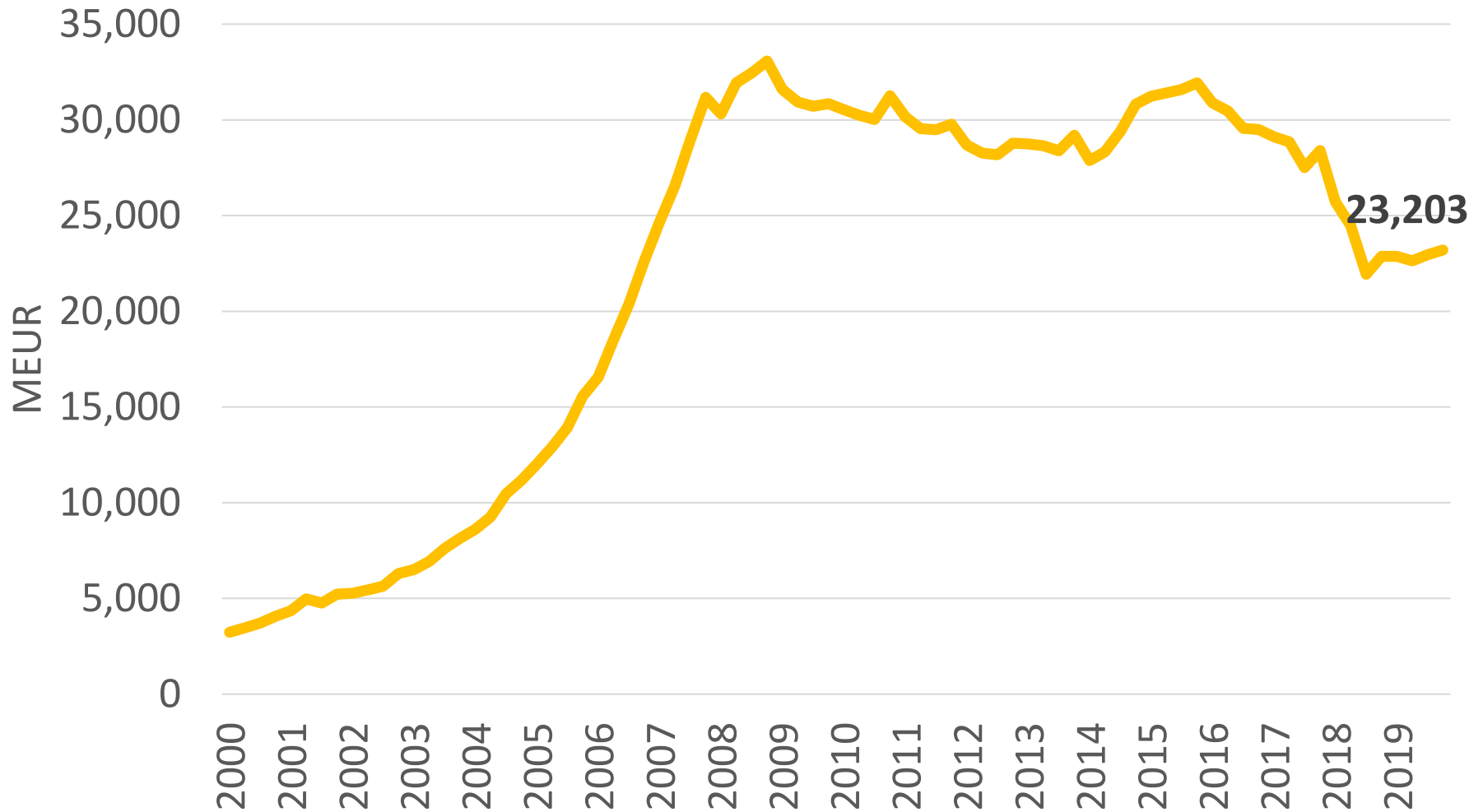
1. Gross assets
2. Capital
3. Profit
4. Issued loans
5. Deposits
6. Assets under management and administration
7. Financial ratios

# METHODOLOGY

- Data of the members of Finance Latvia Association is reported;
- Data source: information from the members of Finance Latvia Association , non-audited data;
- Data source of banking industry: the Bank of Latvia, monthly reports of monetary financial institutions in Latvia;
- Financial ratios of foreign branches are not calculated;
- Profit and capital of Danske Bank Latvia branch and OP Corporate Bank branch Latvia are not reported.

# 1. GROSS ASSETS

# Gross assets of Latvian banking sector 2000-2019



Data source: the Bank of Latvia, monthly reports of monetary financial institutions in Latvia.

# Gross assets of Latvian banking sector

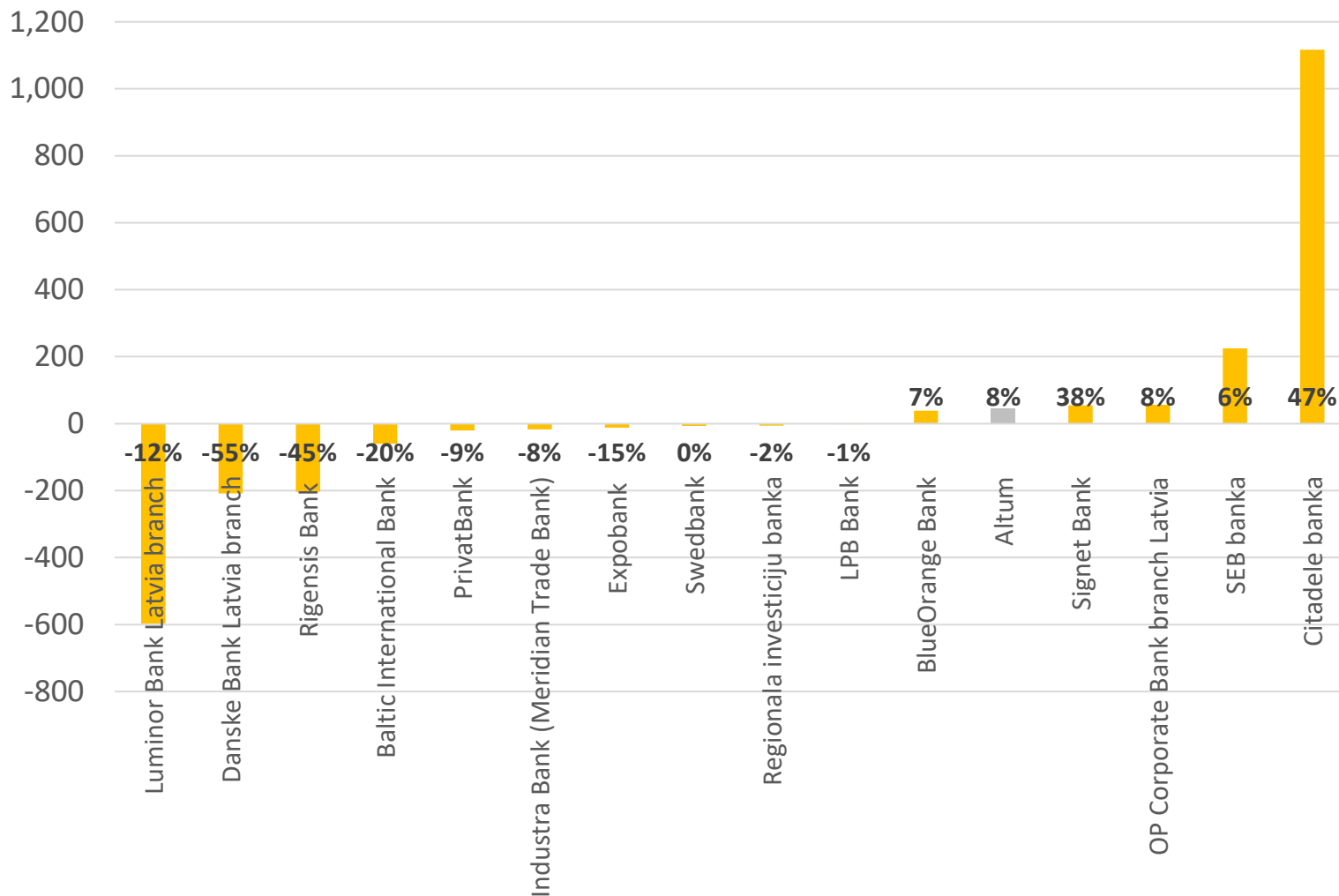
- Total gross assets of Latvian commercial banks were EUR 23.20 billion as of December 31, 2019;
- The value of assets has increased by 1% or +0.25 billion EUR in the 4th quarter 2019;
- Total gross assets increased by 1% or +0.33 billion EUR in 12 months 2019;
- The value of total gross assets has stabilized in the last 12 months period at the level of 23 billion EUR.

# Gross assets as of 31.12.2019, MEUR

Name	Value	Change in 2019	
Swedbank	5,893.0	-6.9	-0.1%
Luminor Bank Latvia branch	4,235.7	-596.7	-12.3%
SEB banka	3,968.7	224.9	6.0%
Citadele banka	3,512.0	1,116.4	46.6%
OP Corporate Bank branch Latvia	737.7	55.9	8.2%
BlueOrange Bank	554.8	38.2	7.4%
Regionala investiciju banka	299.1	-6.2	-2.0%
Rigensis Bank	252.1	-203.6	-44.7%
Baltic International Bank	241.4	-60.3	-20.0%
PrivatBank	213.1	-20.1	-8.6%
Signet Bank	197.6	54.5	38.1%
LPB Bank	196.0	-2.1	-1.0%
Industra Bank (Meridian Trade Bank)	195.1	-16.7	-7.9%
Danske Bank Latvia branch	171.5	-208.7	-54.9%
Expobank	69.8	-12.5	-15.1%
<b>FLA member banks</b>	<b>20,737.6</b>	<b>356.1</b>	<b>1.7%</b>
<b>Total banking industry</b>	<b>23,202.9</b>	<b>332.2</b>	<b>1.5%</b>
Altum	587.5	45.8	8.5%

Data source: information from the members of Finance Latvia Association, non-audited data;  
 Data source of banking industry: the Bank of Latvia, monthly reports of monetary financial institutions in Latvia.

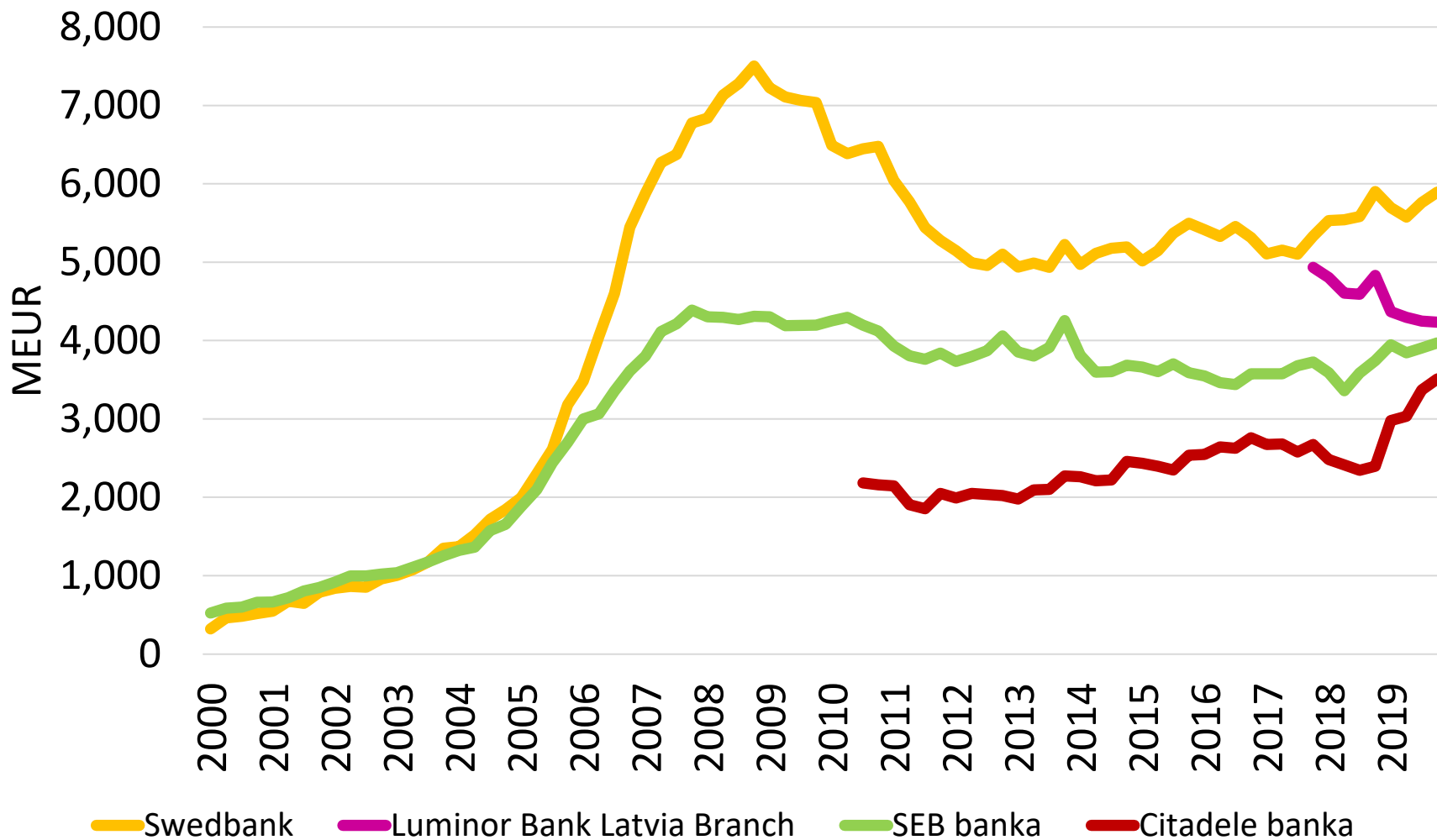
# Change of gross assets 31.12.2019. vs 31.12.2018., MEUR



Data source: information from the members of Finance Latvia Association, non-audited data.

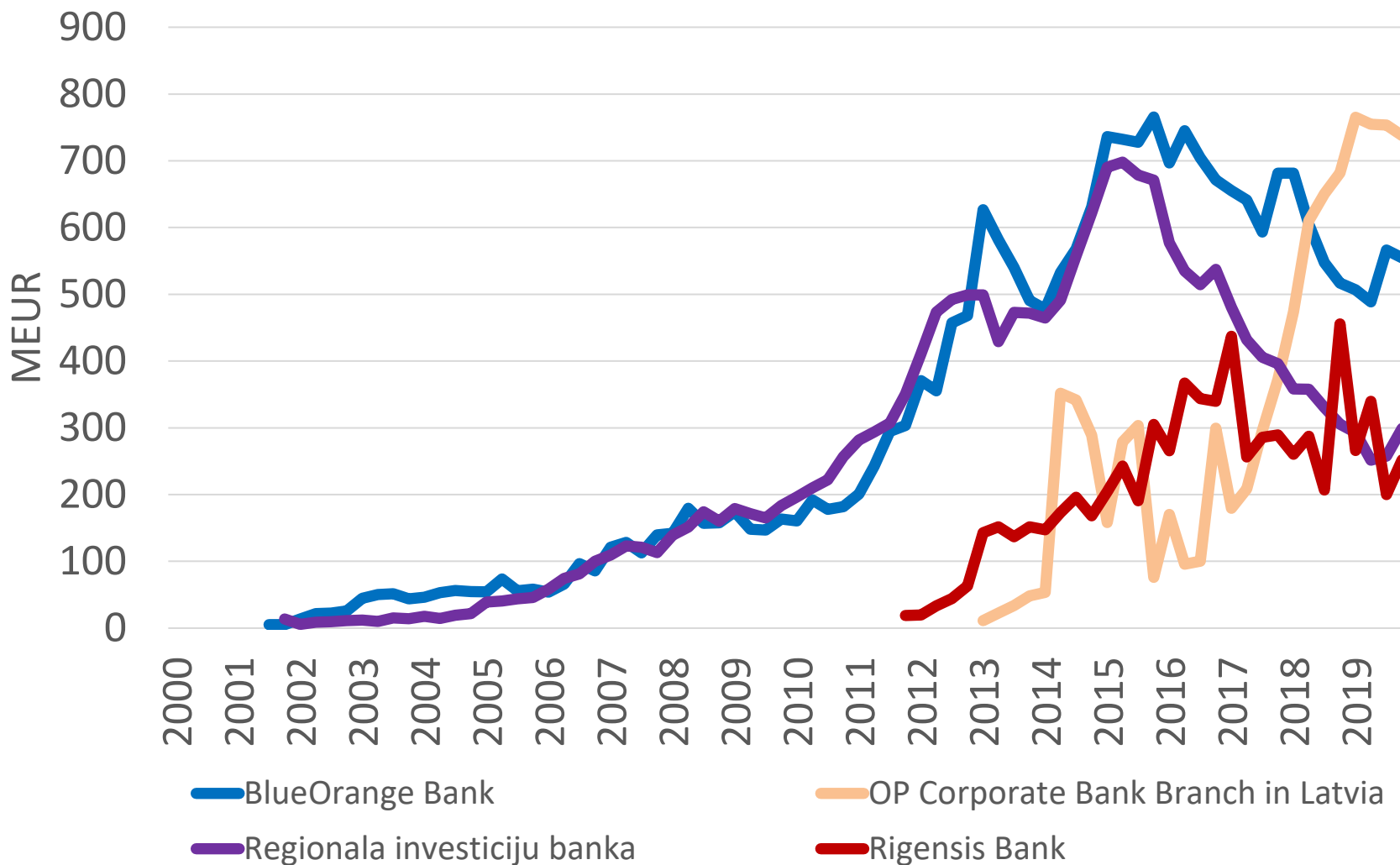


# Banks' gross assets 2000-2019 (1)



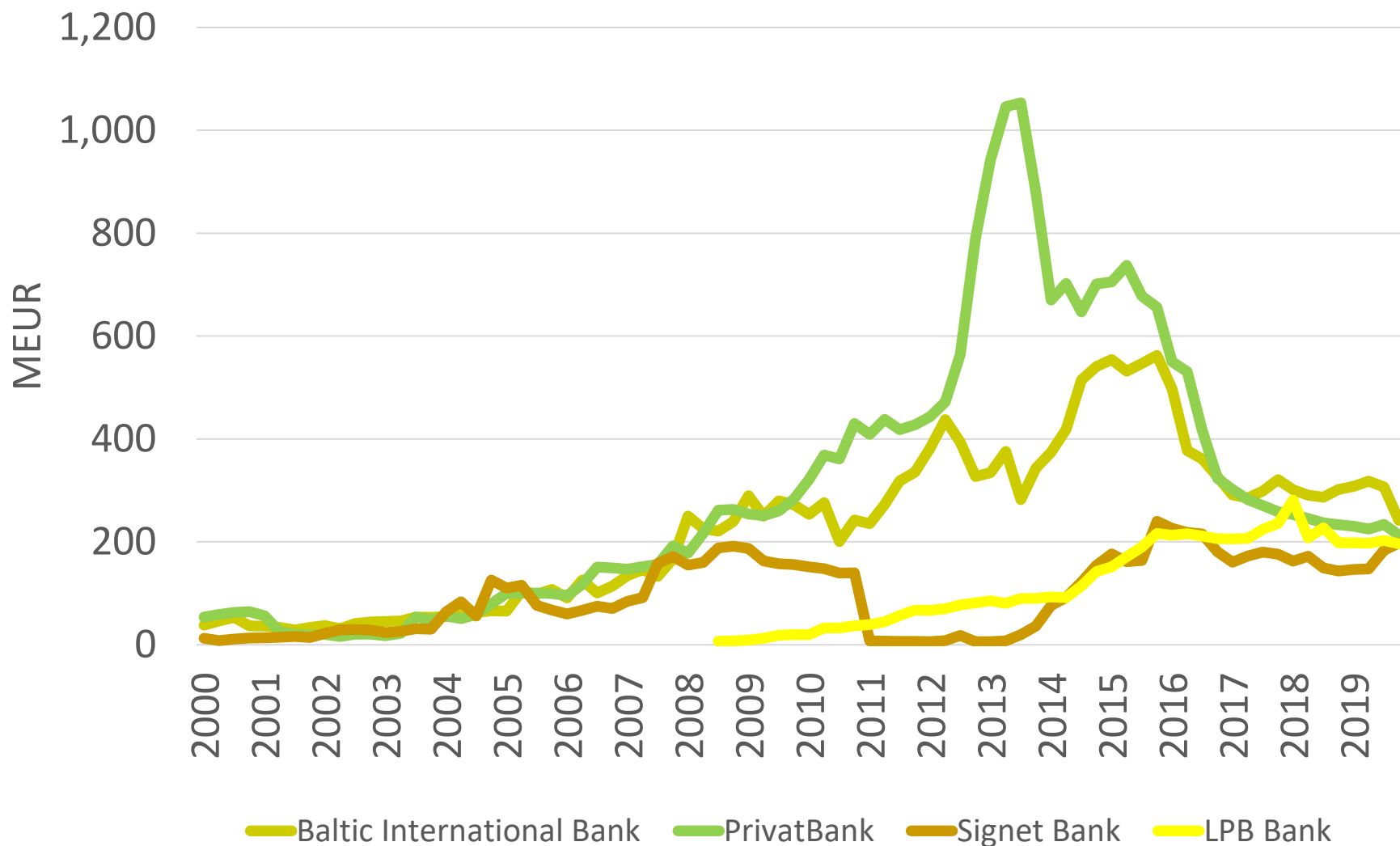
Data source: information from the members of Finance Latvia Association, non-audited data.

# Banks' gross assets 2000-2019 (2)



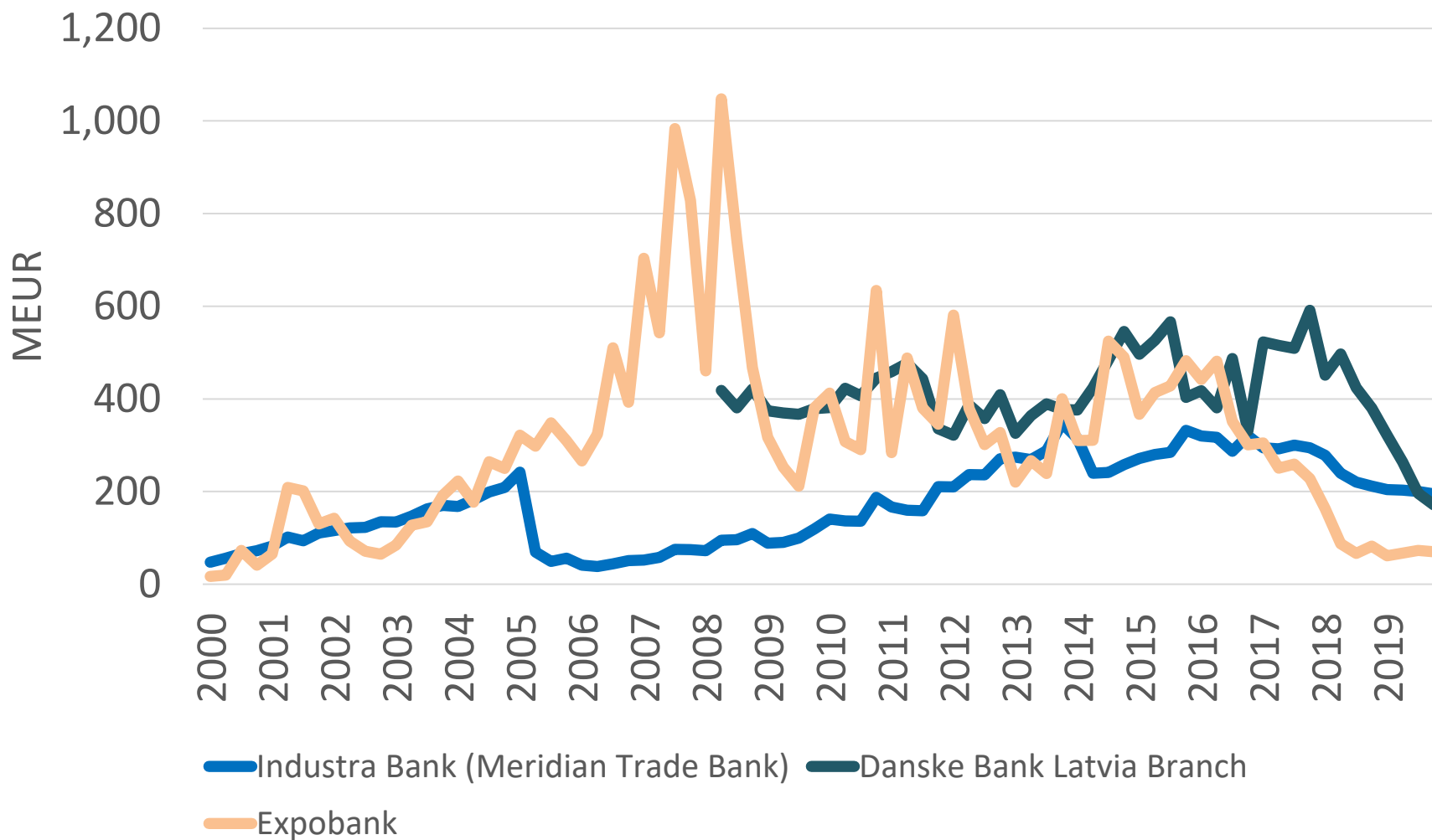
Data source: information from the members of Finance Latvia Association, non-audited data.

# Banks' gross assets 2000-2019 (3)



Data source: information from the members of Finance Latvia Association, non-audited data.

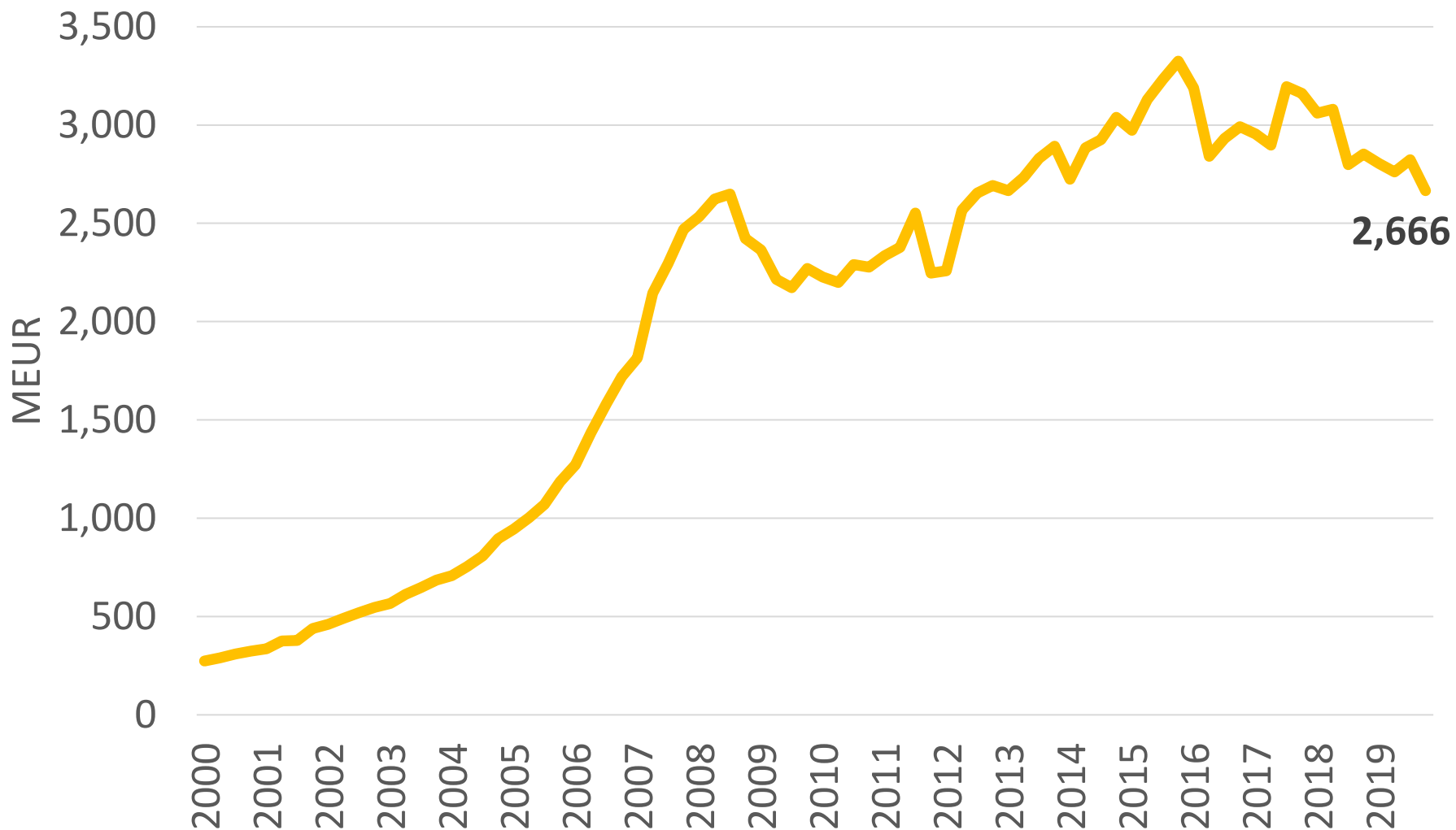
# Banks' gross assets 2000-2019 (4)



Data source: information from the members of Finance Latvia Association, non-audited data.

## 2. CAPITAL

# Capital of Latvian banking sector 2000-2019



Data source: the Bank of Latvia, monthly reports of monetary financial institutions in Latvia.

# Capital of Latvian banking sector

- Total capital of the Latvian banking sector was EUR 2.67 billion as of December 31, 2019;
- Total capital decreased by 6% or EUR -0.16 billion in the 4th quarter 2019;
- Total capital decreased by 7% or EUR -0.19 billion in the last 12 months period;
- The largest capital value was reached in 2015, it was EUR 3.3 billion. Since then total capital has decreased by EUR -0.66 billion or 20%.

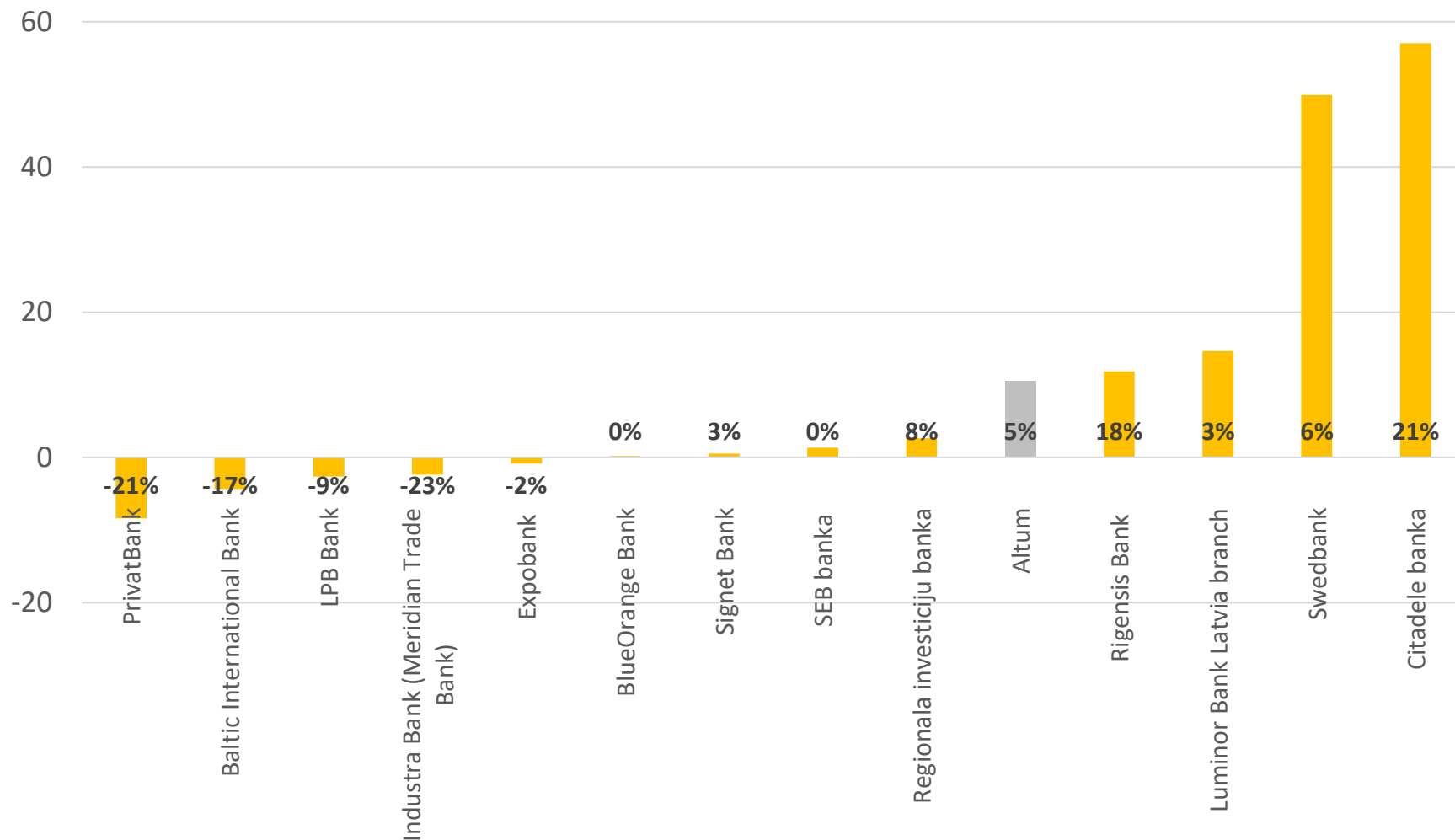
# Banks' capital as of 31.12.2019, MEUR

Name	Value	Change in 2019	
Swedbank	855.1	49.9	6.2%
Luminor Bank Latvia branch	562.0	14.7	2.7%
SEB banka	372.3	1.4	0.4%
Citadele banka	324.5	57.1	21.3%
Rigensis Bank	77.7	11.9	18.0%
BlueOrange Bank	66.2	0.2	0.3%
Expobank	36.1	-0.9	-2.3%
Regionala investiciju banka	35.5	2.6	8.0%
PrivatBank	31.5	-8.4	-21.0%
LPB Bank	27.9	-2.6	-8.6%
Baltic International Bank	20.5	-4.3	-17.4%
Signet Bank	16.7	0.5	3.3%
Industra Bank (Meridian Trade Bank)	7.9	-2.4	-23.0%
Danske Bank Latvia branch	n/a		
OP Corporate Bank branch Latvia	n/a		
<b>FLA member banks</b>	<b>2,433.9</b>	<b>119.6</b>	<b>5.2%</b>
<b>Total banking industry</b>	<b>2,665.5</b>	<b>-186.7</b>	<b>-6.5%</b>
Altum	232.2	10.5	4.7%

Data source: information from the members of Finance Latvia Association, non-audited data;  
 Data source of banking industry: the Bank of Latvia, monthly reports of monetary financial institutions in Latvia.

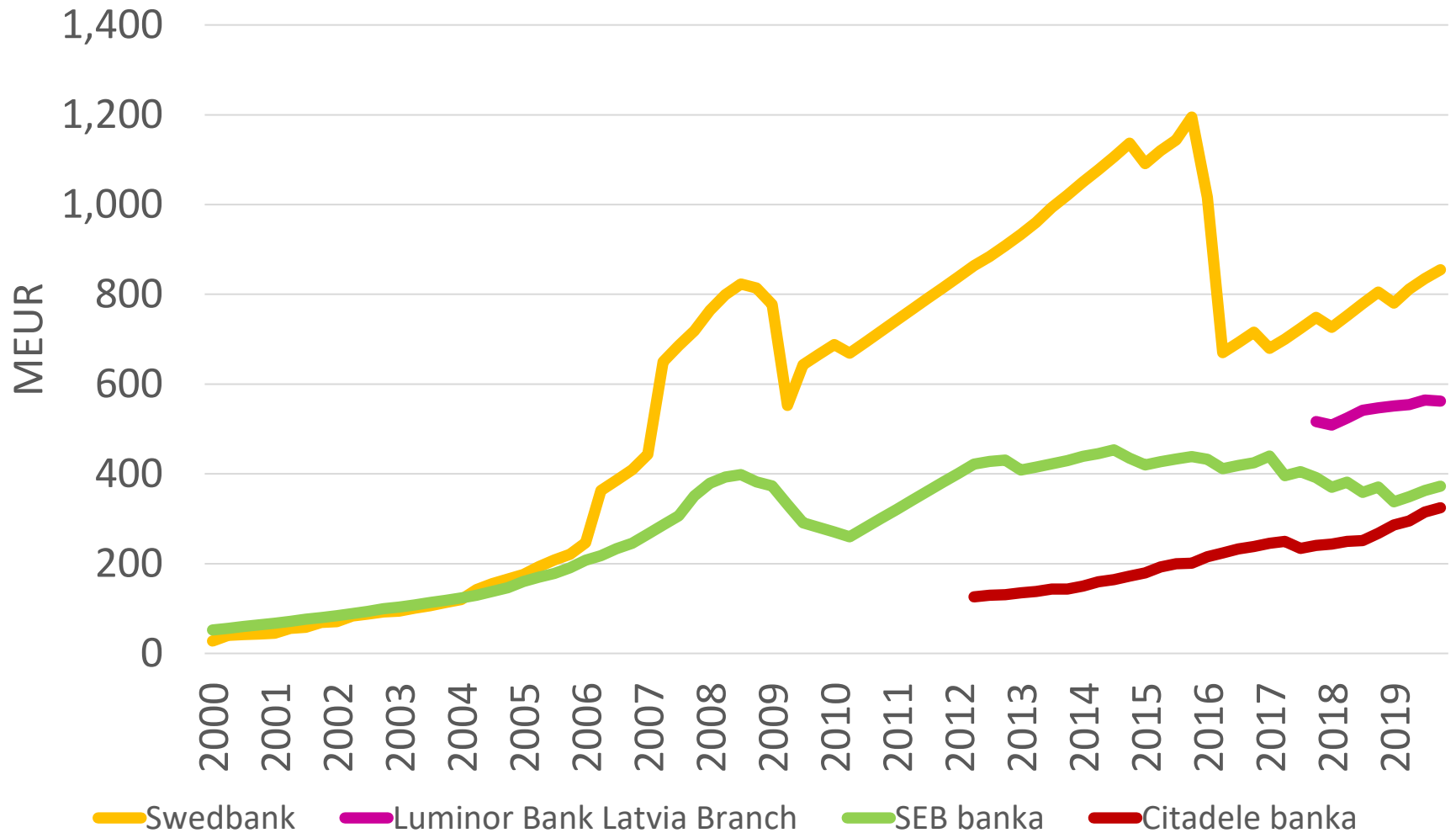


# Change of capital 31.12.2019 vs 31.12.2018, MEUR



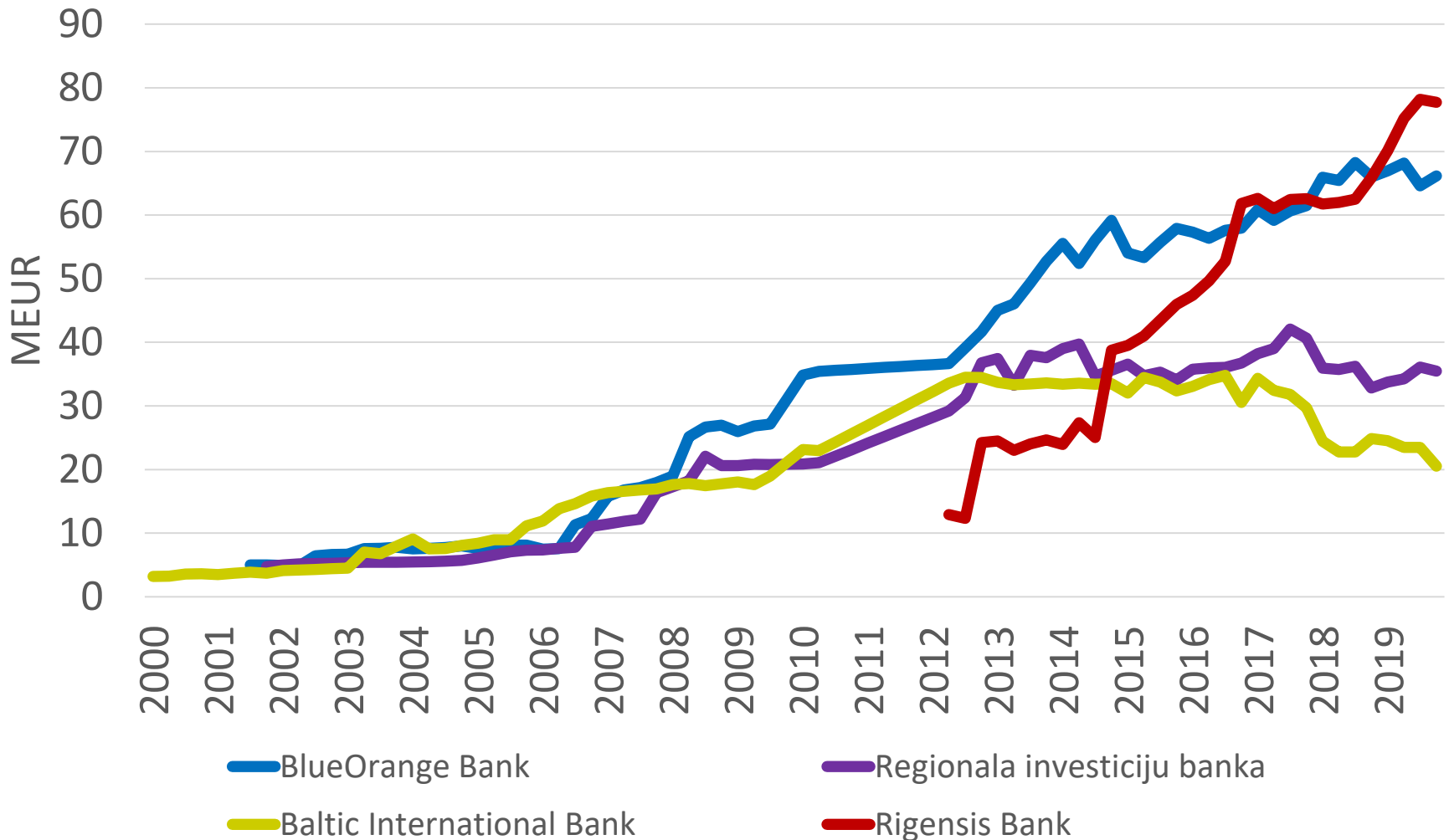
Data source: information from the members of Finance Latvia Association, non-audited data.

# Banks' capital 2000-2019 (1)



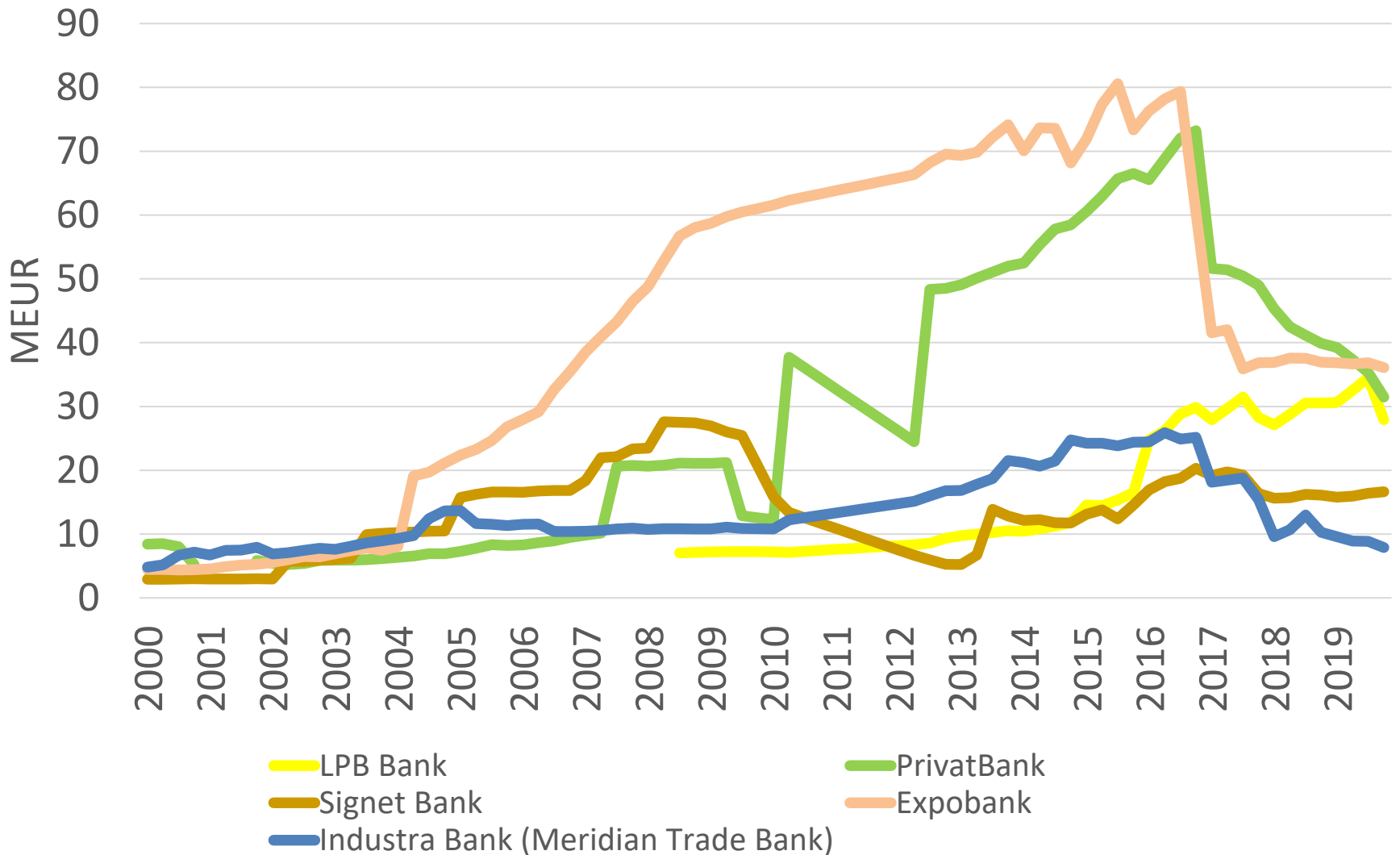
Data source: information from the members of Finance Latvia Association, non-audited data.

# Banks' capital 2000-2019 (2)



Data source: information from the members of Finance Latvia Association, non-audited data.

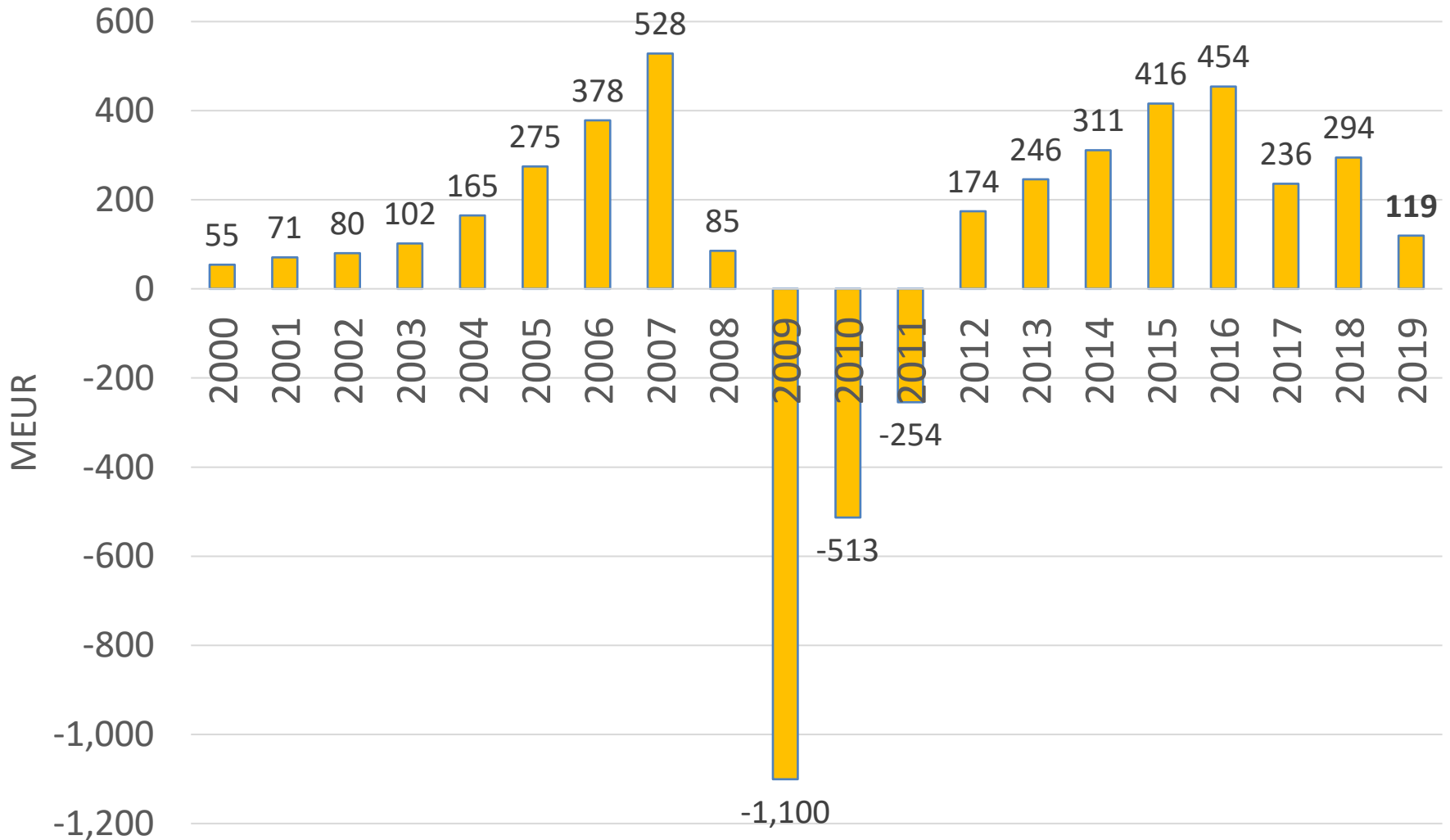
# Banks' capital 2000-2019 (3)



Data source: information from the members of Finance Latvia Association, non-audited data.

# 3. PROFIT

# Profit of Latvian banking sector 2000-2019



Data source: the Bank of Latvia, monthly reports of monetary financial institutions in Latvia.

# Profit of Latvian banking sector

- Total profit of commercial banks in Latvia was EUR 119 million in 2019;
- It was by EUR -175 million or 59% smaller compared to the result of 2018;
- Latvian banking sector is profitable since 2012;
- Accumulated profit of Latvian banking sector is EUR 469 million since 2008 (economic crisis).

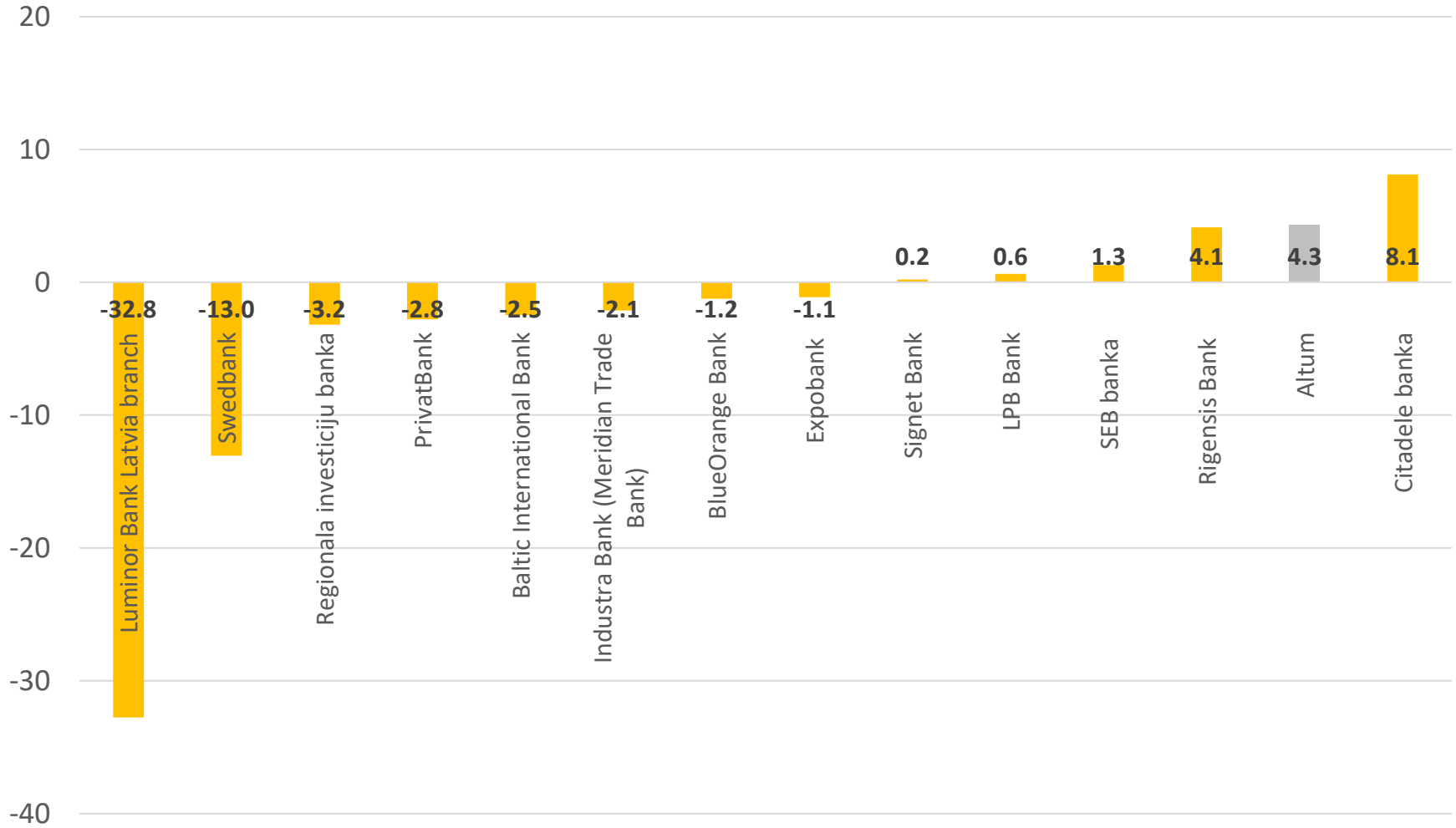
# Banks' profit as of 31.12.2019, MEUR

Name	Value	Change vs. 12m 2018	
Swedbank	98.1	-13.0	-11.7%
SEB banka	47.2	1.3	2.8%
Citadele banka	41.1	8.1	24.6%
Luminor Bank Latvia branch	11.5	-32.8	-74.0%
Rigensis Bank	7.1	4.1	138.6%
LPB Bank	6.2	0.6	11.5%
BlueOrange Bank	6.1	-1.2	-16.7%
Regionala investiciju banka	3.0	-3.2	-51.2%
Signet Bank	0.8	0.2	32.8%
Industra Bank (Meridian Trade Bank)	-0.6	-2.1	-138.4%
Expobank	-0.8	-1.1	-398.8%
Baltic International Bank	-2.8	-2.5	807.3%
PrivatBank	-7.0	-2.8	66.5%
Danske Bank Latvia branch	n/a		
OP Corporate Bank branch Latvia	n/a		
<b>FLA member banks</b>	<b>210.1</b>	<b>-44.3</b>	<b>-17.4%</b>
<b>Total banking industry</b>	<b>119.3</b>	<b>-175.2</b>	<b>-59.5%</b>
Altum	8.1	4.3	112.5%

Data source: information from the members of Finance Latvia Association, non-audited data;  
 Data source of banking industry: the Bank of Latvia, monthly reports of monetary financial institutions in Latvia.

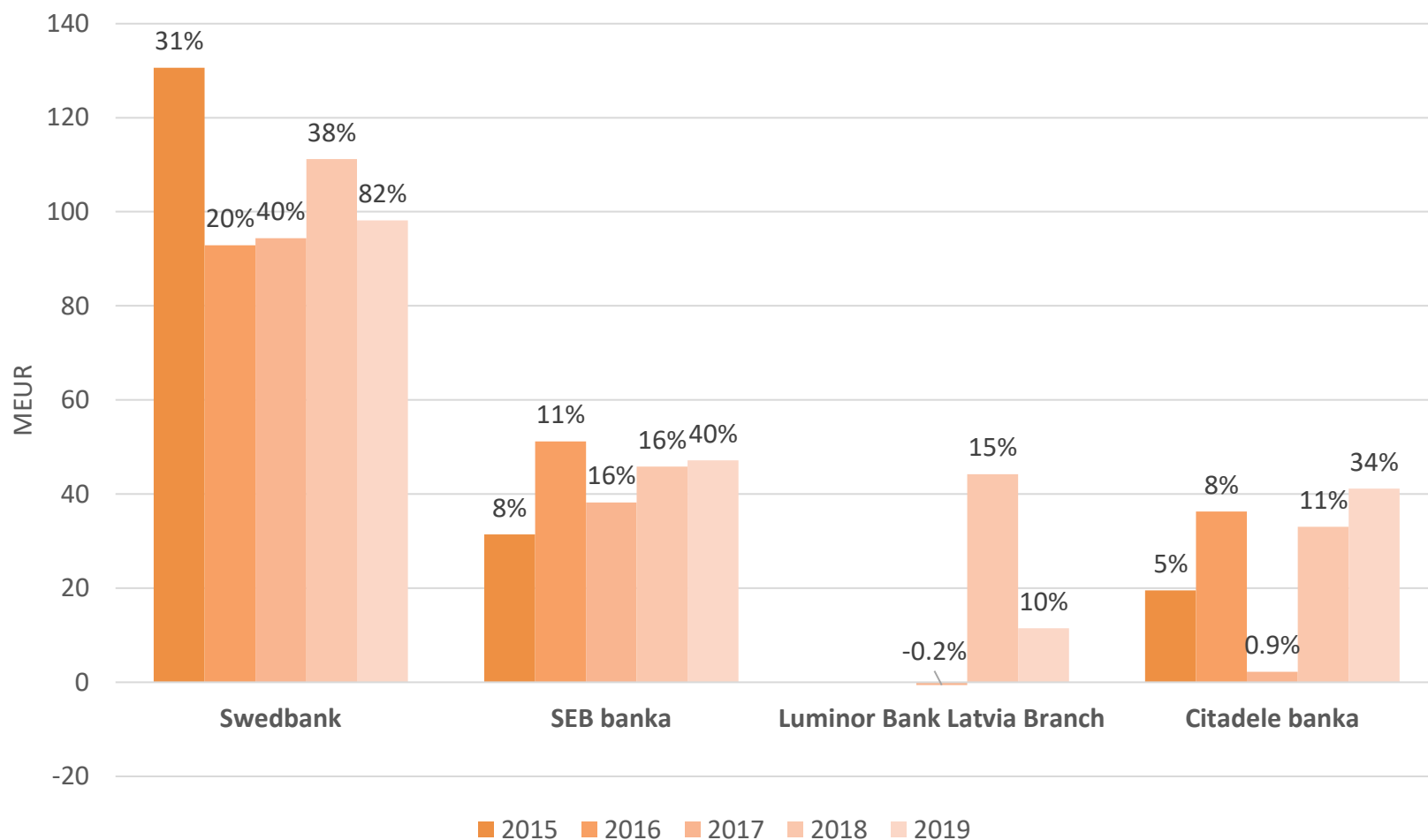


# Change of profit 2019 vs 2018, MEUR



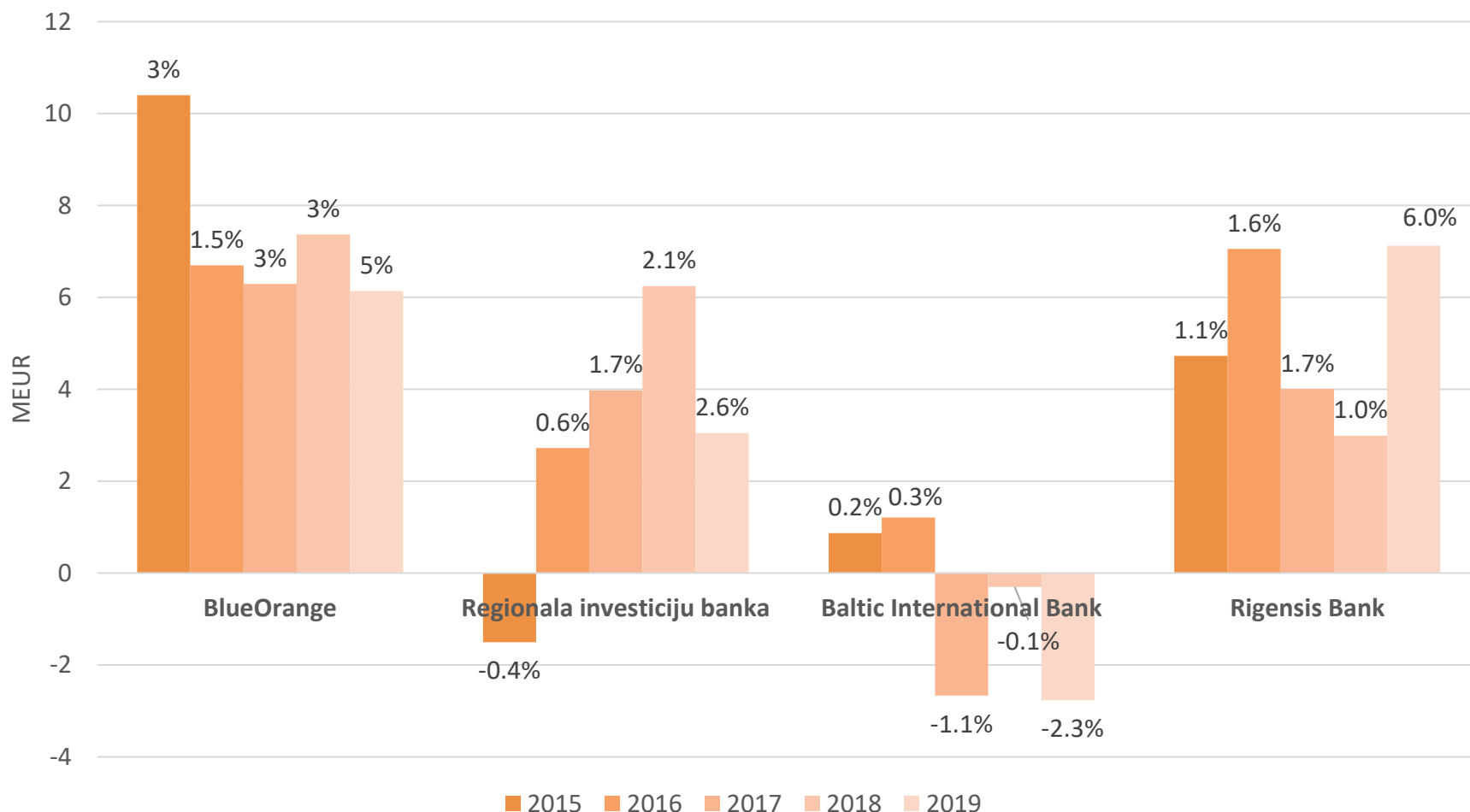
Data source: information from the members of Finance Latvia Association, non-audited data.

# Banks' profit 2015-2019, MEUR un % from total profit of Latvian banking sector (1)



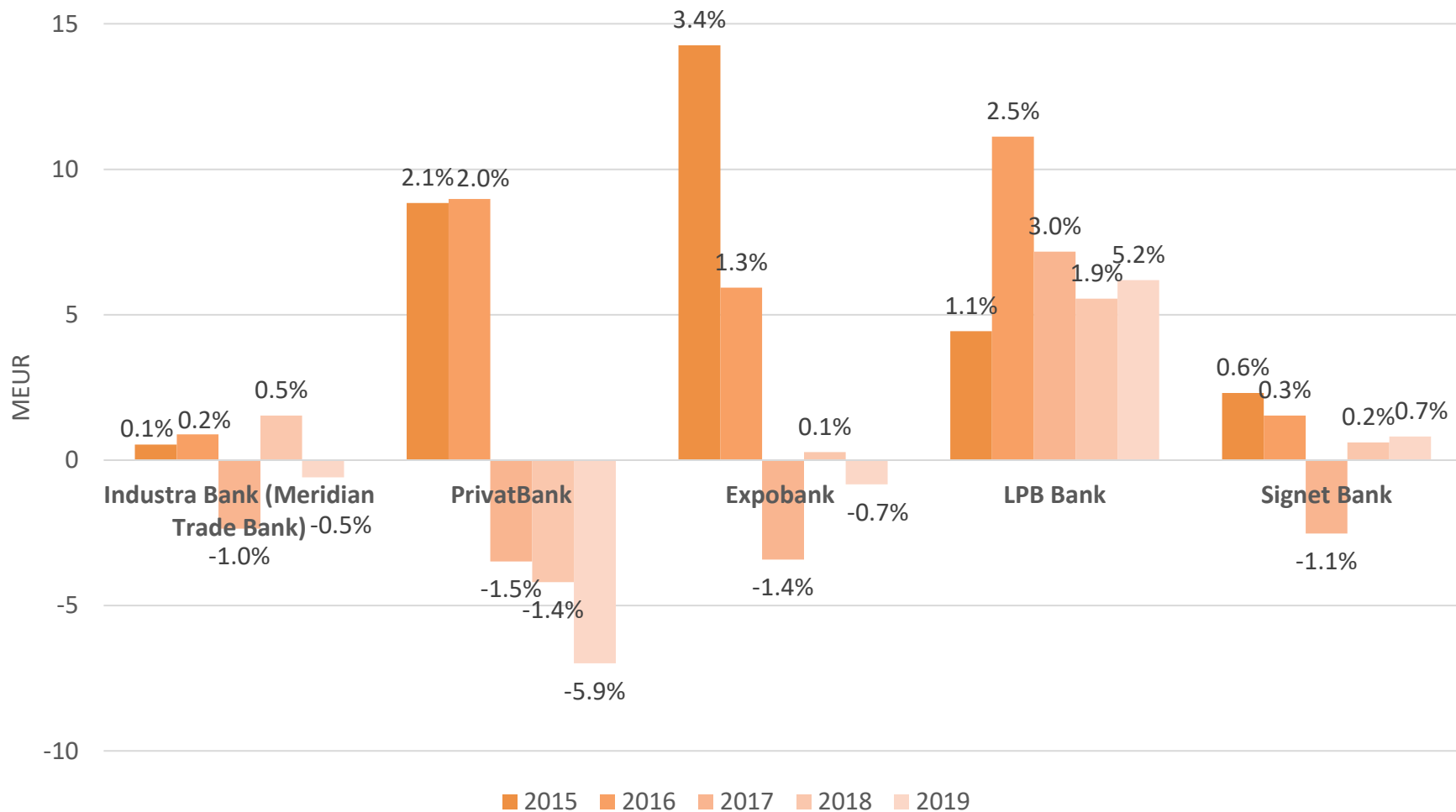
Data source: information from the members of Finance Latvia Association, non-audited data.

# Banks' profit 2015-2019, MEUR un % from total profit of Latvian banking sector (2)



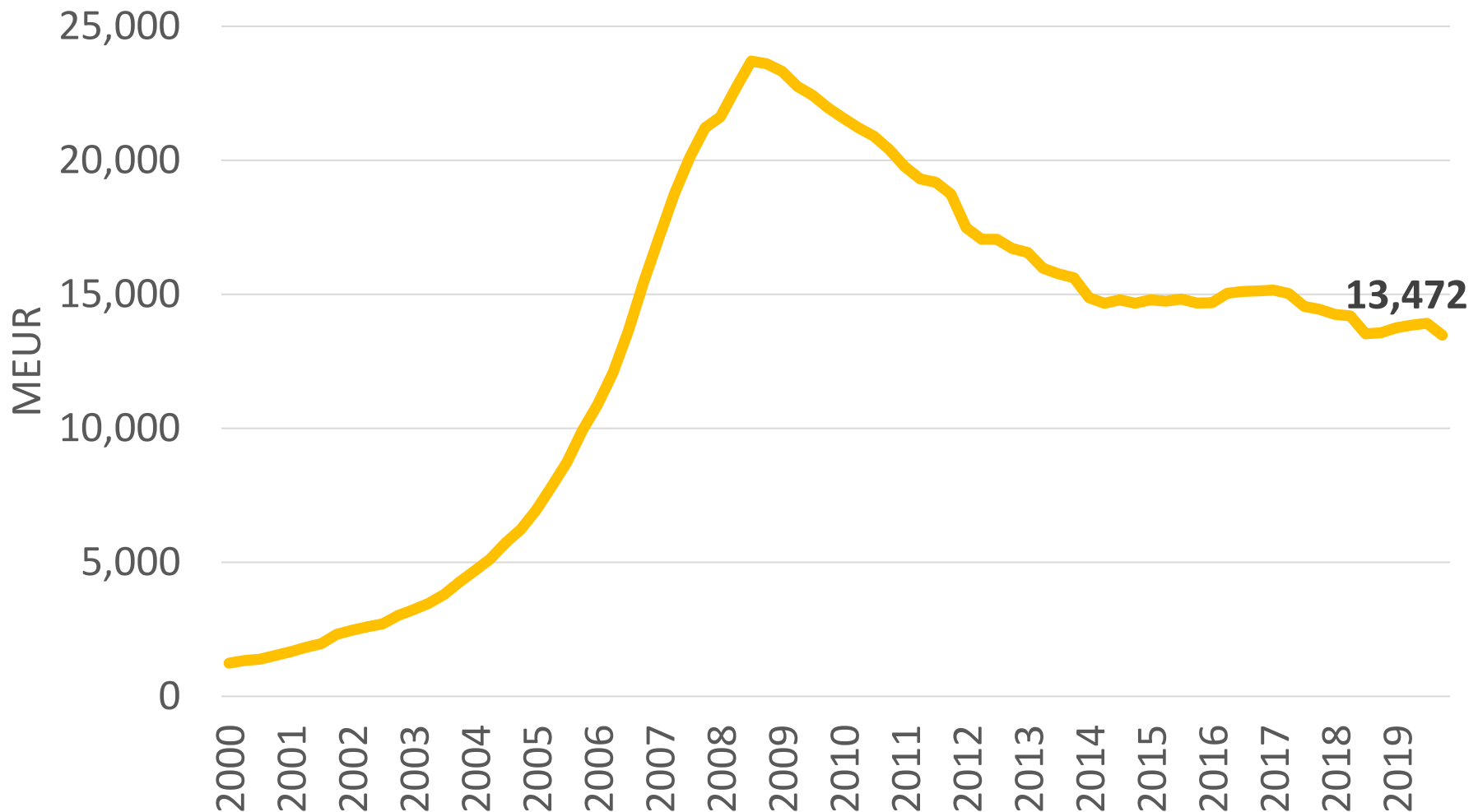
Data source: information from the members of Finance Latvia Association, non-audited data.

# Banks' profit 2015-2019, MEUR un % from total profit of Latvian banking sector (3)



## 4. ISSUED LOANS

# Portfolio of issued loans at Latvian banking sector 2000-2019



Data source: the Bank of Latvia, monthly reports of monetary financial institutions in Latvia.

# Loans at Latvian banking sector

- The portfolio of issued loans by Latvian banking sector was EUR 13.47 billion as of December 31, 2019;
- Total loan portfolio has decreased by 3% or EUR -0.45 billion in the 4th quarter 2019;
- The portfolio decreased by 0.7% or EUR -0.10 billion in the last 12 months period;
- Eight banks had loan portfolio increase in 2019.

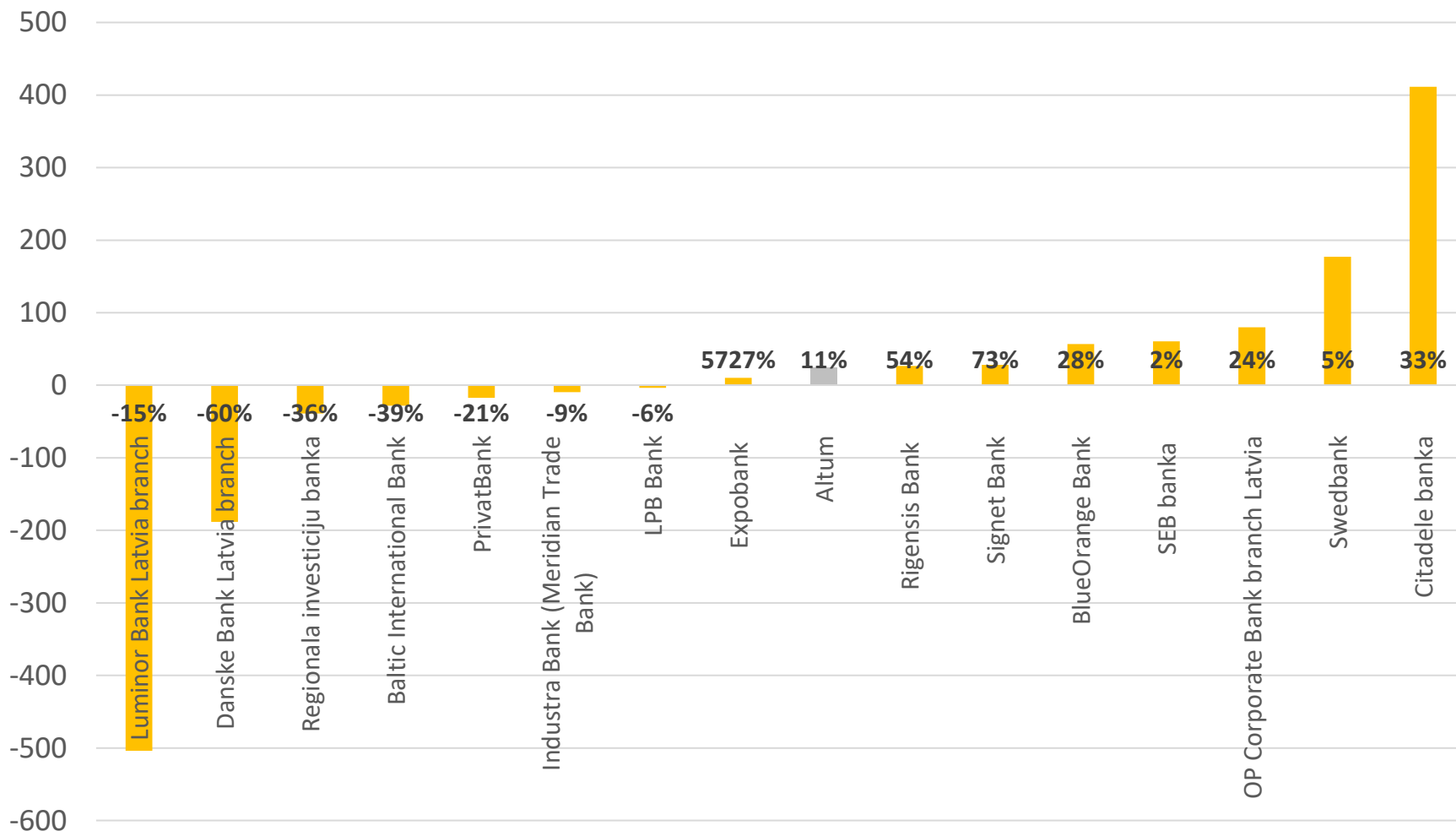
# Banks' issued loans as of 31.12.2019, MEUR

Name	Value	Change in 2019	
Swedbank	3,532.0	177.1	5.3%
SEB banka	3,043.0	60.5	2.0%
Luminor Bank Latvia branch	2,960.9	-503.9	-14.5%
Citadele banka	1,645.3	411.4	33.3%
OP Corporate Bank branch Latvia	413.8	80.0	24.0%
BlueOrange Bank	257.1	56.9	28.4%
Danske Bank Latvia branch	125.0	-188.3	-60.1%
Industra Bank (Meridian Trade Bank)	100.1	-9.6	-8.7%
Rigensis Bank	75.5	26.5	54.0%
Regionala investiciju banka	70.8	-39.0	-35.5%
PrivatBank	66.1	-17.2	-20.7%
Signet Bank	66.0	27.9	73.4%
LPB Bank	50.5	-3.4	-6.3%
Baltic International Bank	44.0	-28.0	-38.9%
Expobank	10.5	10.3	5727.4%
<b>FLA member banks</b>	<b>12,460.5</b>	<b>61.2</b>	<b>0.5%</b>
<b>Total banking industry</b>	<b>13,471.9</b>	<b>-94.7</b>	<b>-0.7%</b>
Altum	240.0	23.8	11.0%

Data source: information from the members of Finance Latvia Association, non-audited data;  
Data source of banking industry: the Bank of Latvia, monthly reports of monetary financial institutions in Latvia.



# Change of loans portfolio 31.12.2019 vs 31.12.2018, MEUR



Data source: information from the members of Finance Latvia Association, non-audited data.

# Breakdown of loans as of 31.12.2019, MEUR

Name	Loans	Private persons		Companies
		Total	incl. property loans to residents	
Swedbank	3,532.0	1,806.2	1,591.1	1,696.3
SEB banka	3,043.0	1,013.8	848.6	1,991.9
Luminor Bank Latvia branch	2,960.9	1,557.4	1,425.0	1,395.4
Citadele banka	1,645.3	673.0	253.9	959.1
OP Corporate Bank branch Latvia	413.8	0.0	0.0	398.2
BlueOrange Bank	257.1	16.2	6.5	240.8
Danske Bank Latvia branch	125.0	3.9	3.0	121.1
Industra Bank (Meridian Trade Bank)	100.1	7.8	4.0	92.3
Rigensis Bank	75.5	2.1	0.4	73.4
Regionala investiciju banka	70.8	3.6	0.0	67.1
PrivatBank	66.1	30.6	13.7	35.5
Signet Bank	66.0	18.5	2.3	47.5
LPB Bank	50.5	8.6	3.0	41.8
Baltic International Bank	44.0	12.3	1.1	31.7
Expobank	10.5	0.0	0.0	10.5
<b>FLA member banks</b>	<b>12,460.5</b>	<b>5,154.0</b>	<b>4,152.6</b>	<b>7,202.8</b>
<b>Total banking industry</b>	<b>13,471.9</b>	<b>5,349.5</b>	<b>4,157.4</b>	<b>8,018.8</b>
Altum	240.0	26.7	6.4	213.2

Data source: information from the members of Finance Latvia Association, non-audited data;

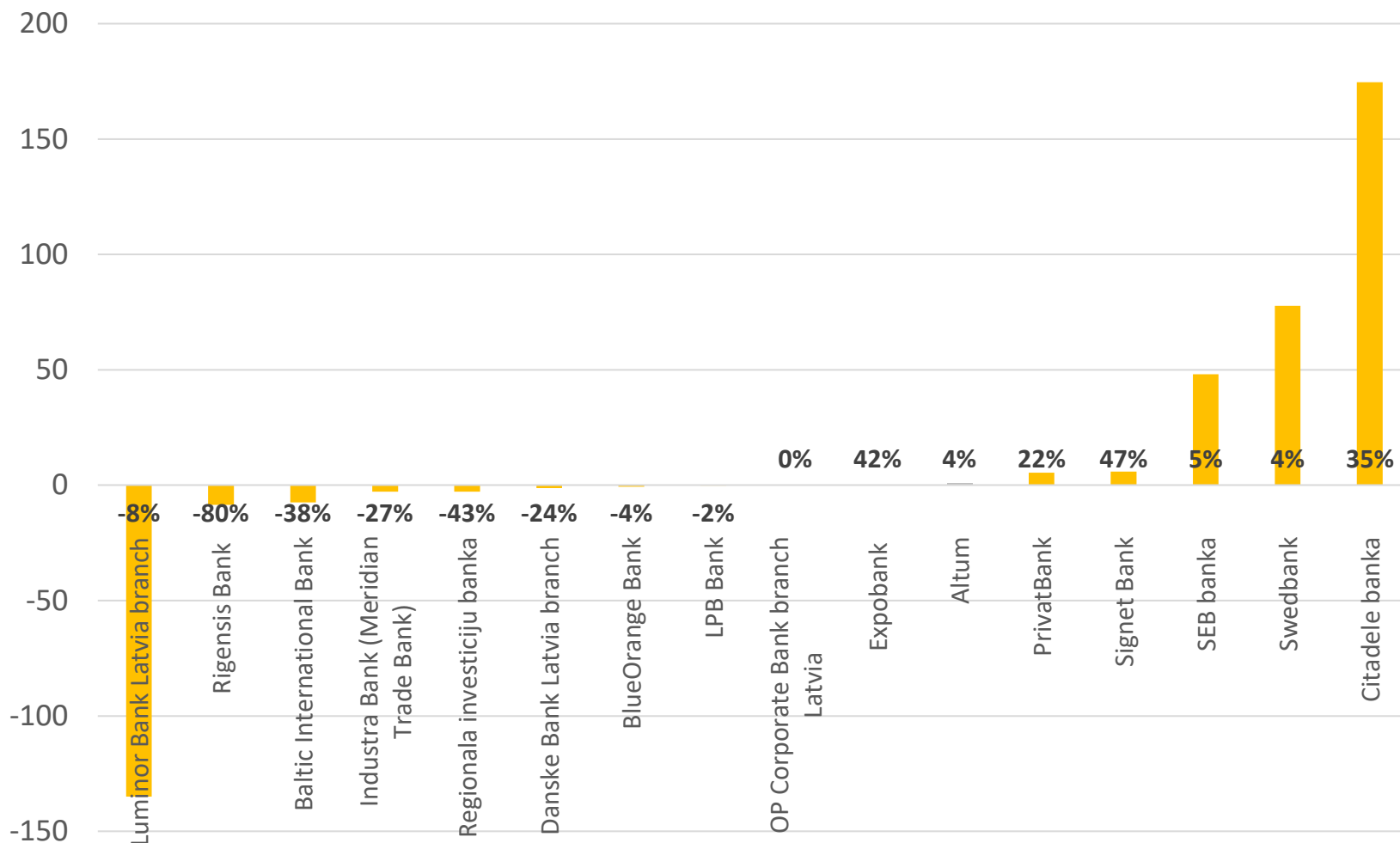
Data source of banking industry: the Bank of Latvia, monthly reports of monetary financial institutions in Latvia.

# Loans to private persons as of 31.12.2019, MEUR

Name	Value	Change in 2019	
Swedbank	1,806.2	77.8	4.5%
Luminor Bank Latvia branch	1,557.4	-135.0	-8.0%
SEB banka	1,013.8	48.0	5.0%
Citadele banka	673.0	174.6	35.0%
PrivatBank	30.6	5.4	21.7%
Signet Bank	18.5	5.9	46.7%
BlueOrange Bank	16.2	-0.7	-3.9%
Baltic International Bank	12.3	-7.5	-37.7%
LPB Bank	8.6	-0.2	-2.2%
Industra Bank (Meridian Trade Bank)	7.8	-2.8	-26.6%
Danske Bank Latvia branch	3.9	-1.2	-24.3%
Regionala investiciju banka	3.6	-2.8	-43.4%
Rigensis Bank	2.1	-8.5	-80.4%
Expobank	0.0	0.0	42.4%
OP Corporate Bank branch Latvia	0.0	0.0	0.0%
<b>FLA member banks</b>	<b>5,154.0</b>	<b>153.0</b>	<b>3.1%</b>
<b>Total banking industry</b>	<b>5,349.5</b>	<b>116.0</b>	<b>2.2%</b>
Altum	26.7	1.1	4.2%

Data source: information from the members of Finance Latvia Association, non-audited data;  
Data source of banking industry: the Bank of Latvia, monthly reports of monetary financial institutions in Latvia.

# Change of loans to private persons 31.12.2019 vs 31.12.2018, MEUR

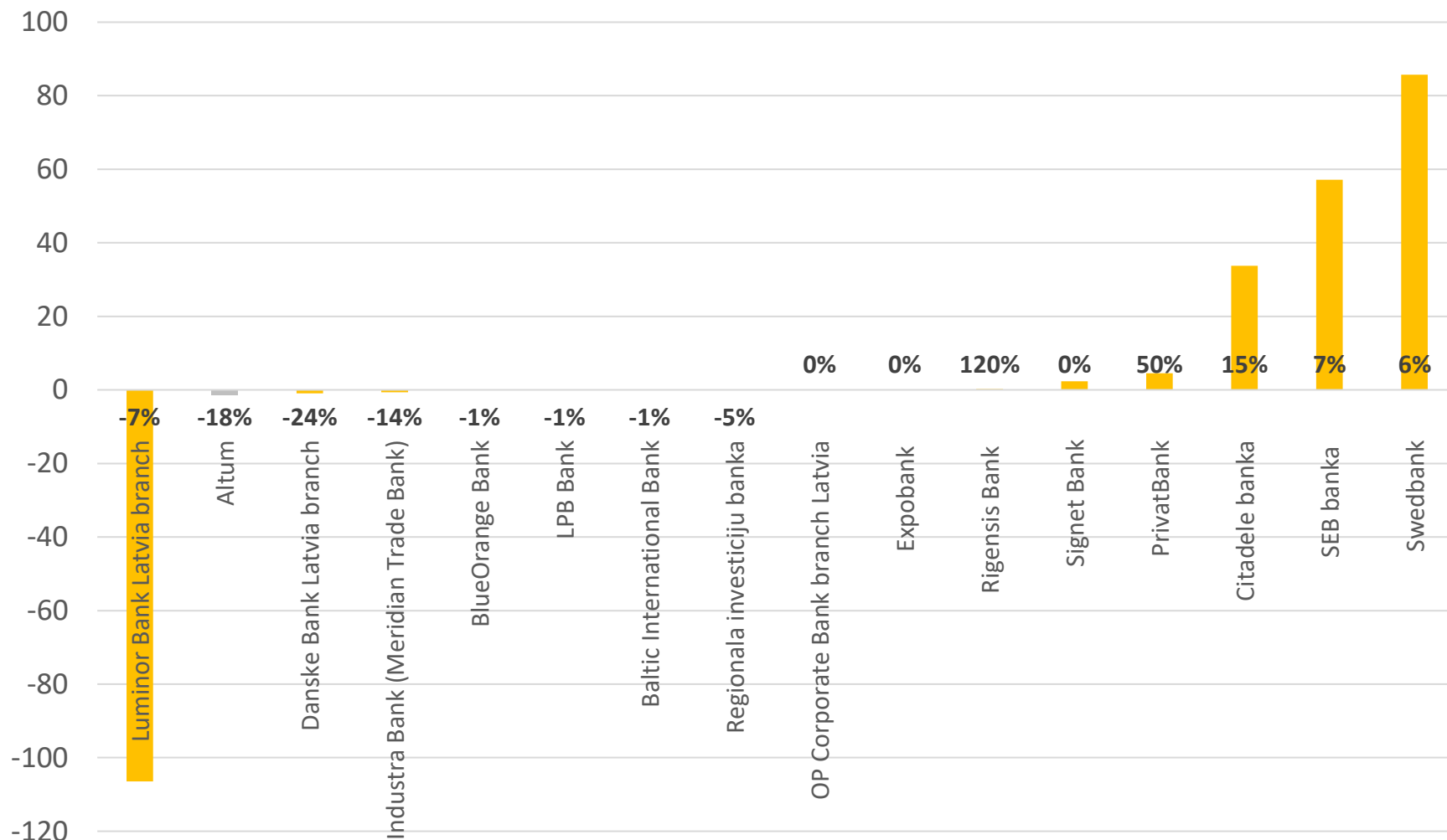


# Property loans to residents as of 31.12.2019, MEUR

Name	Value	Change in 2019	
Swedbank	1,591.1	85.7	5.7%
Luminor Bank Latvia branch	1,425.0	-106.5	-7.0%
SEB banka	848.6	57.1	7.2%
Citadele banka	253.9	33.8	15.3%
PrivatBank	13.7	4.6	49.7%
BlueOrange Bank	6.5	-0.1	-1.3%
Industra Bank (Meridian Trade Bank)	4.0	-0.7	-14.5%
Danske Bank Latvia branch	3.0	-0.9	-23.7%
LPB Bank	3.0	0.0	-1.1%
Signet Bank	2.3	2.3	0.0%
Baltic International Bank	1.1	0.0	-1.1%
Rigensis Bank	0.4	0.2	119.7%
Regionala investiciju banka	0.0	0.0	-4.6%
Expobank	0.0	0.0	0.0%
OP Corporate Bank branch Latvia	0.0	0.0	0.0%
<b>FLA member banks</b>	<b>4,152.6</b>	<b>75.5</b>	<b>1.9%</b>
<b>Total banking industry</b>	<b>4,157.4</b>	<b>74.0</b>	<b>1.8%</b>
Altum	6.4	-1.4	-17.6%

Data source: information from the members of Finance Latvia Association, non-audited data;  
Data source of banking industry: the Bank of Latvia, monthly reports of monetary financial institutions in Latvia.

# Change of property loans to residents 31.12.2019 vs 31.12.2018, MEUR



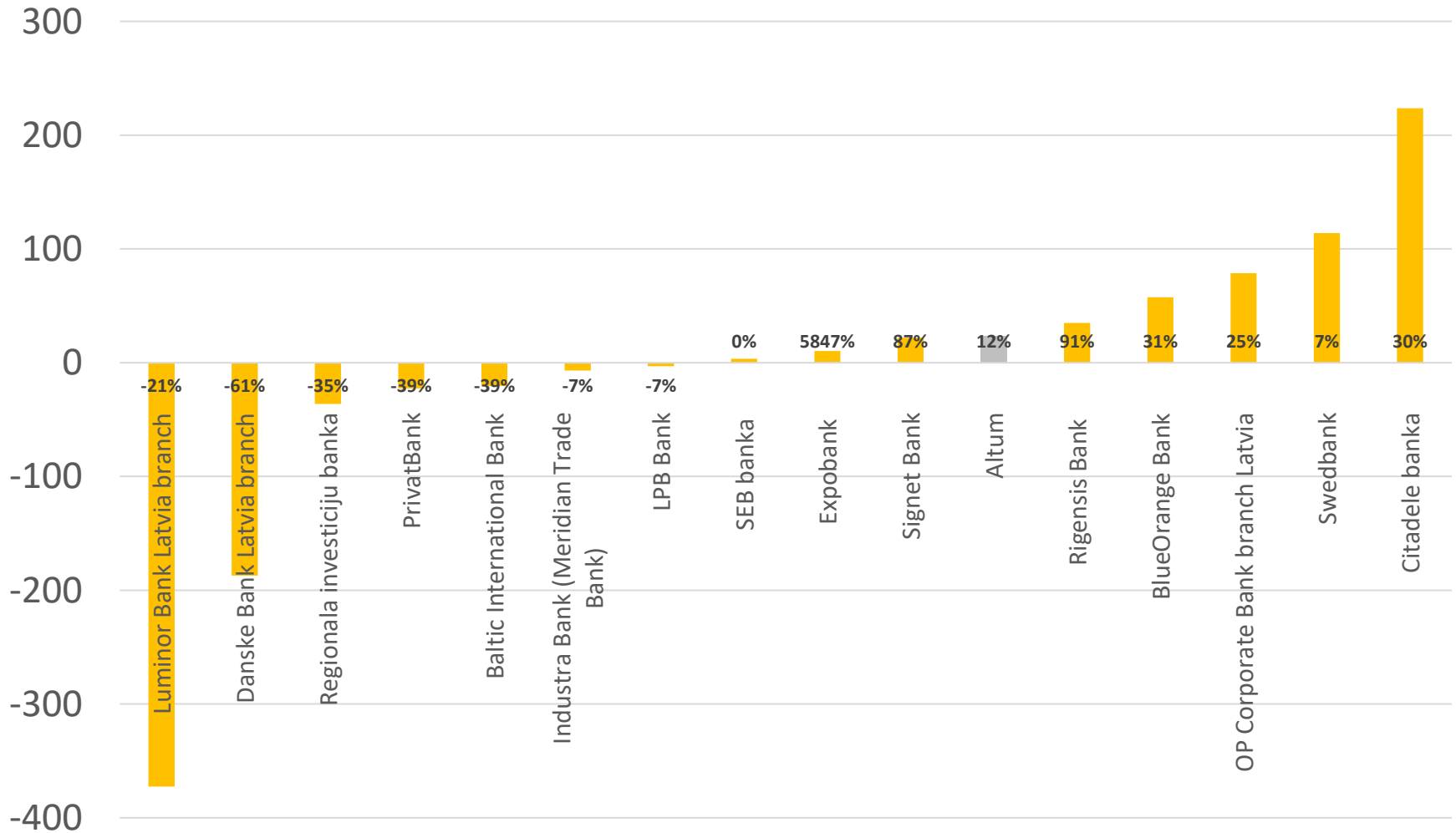
Data source: information from the members of Finance Latvia Association, non-audited data.

# Loans to companies as of 31.12.2019, MEUR

Name	Value	Change in 2019	
SEB banka	1,991.9	3.5	0.2%
Swedbank	1,696.3	114.0	7.2%
Luminor Bank Latvia branch	1,395.4	-372.6	-21.1%
Citadele banka	959.1	223.6	30.4%
OP Corporate Bank branch Latvia	398.2	78.8	24.7%
BlueOrange Bank	240.8	57.5	31.4%
Danske Bank Latvia branch	121.1	-187.1	-60.7%
Industra Bank (Meridian Trade Bank)	92.3	-6.8	-6.8%
Rigensis Bank	73.4	35.0	91.2%
Regionala investiciju banka	67.1	-36.2	-35.0%
Signet Bank	47.5	22.0	86.6%
LPB Bank	41.8	-3.2	-7.1%
PrivatBank	35.5	-22.7	-39.0%
Baltic International Bank	31.7	-20.6	-39.4%
Expobank	10.5	10.3	5846.8%
<b>FLA member banks</b>	<b>7,202.8</b>	<b>-104.3</b>	<b>-1.4%</b>
<b>Total banking industry</b>	<b>8,018.8</b>	<b>-223.2</b>	<b>-2.7%</b>
Altum	213.2	23.6	12.4%

Data source: information from the members of Finance Latvia Association, non-audited data;  
Data source of banking industry: the Bank of Latvia, monthly reports of monetary financial institutions in Latvia.

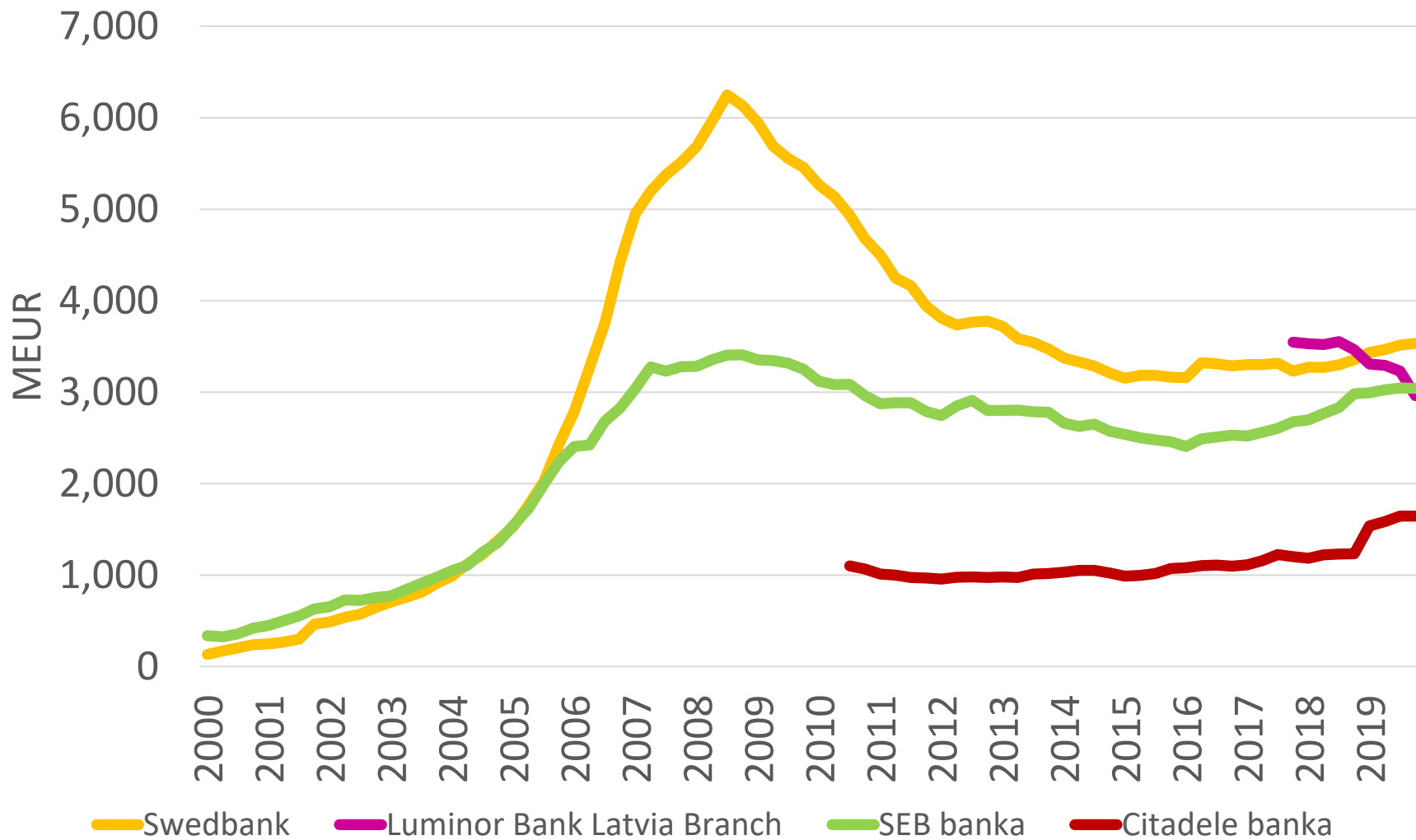
# Change of loans to companies 31.12.2019 vs 31.12.2018, MEUR



Data source: information from the members of Finance Latvia Association, non-audited data.

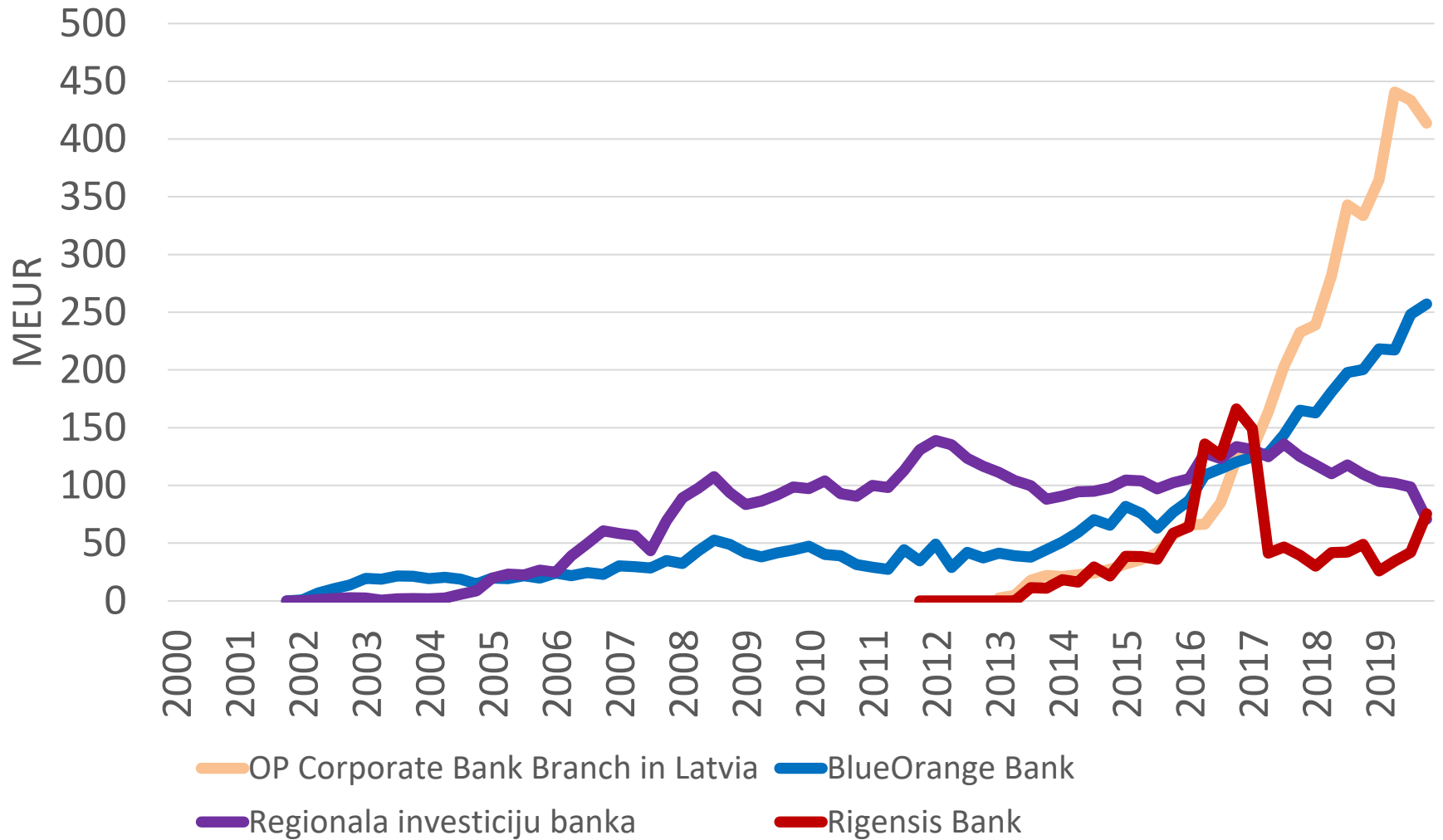


# Banks' issued loans 2000-2019 (1)



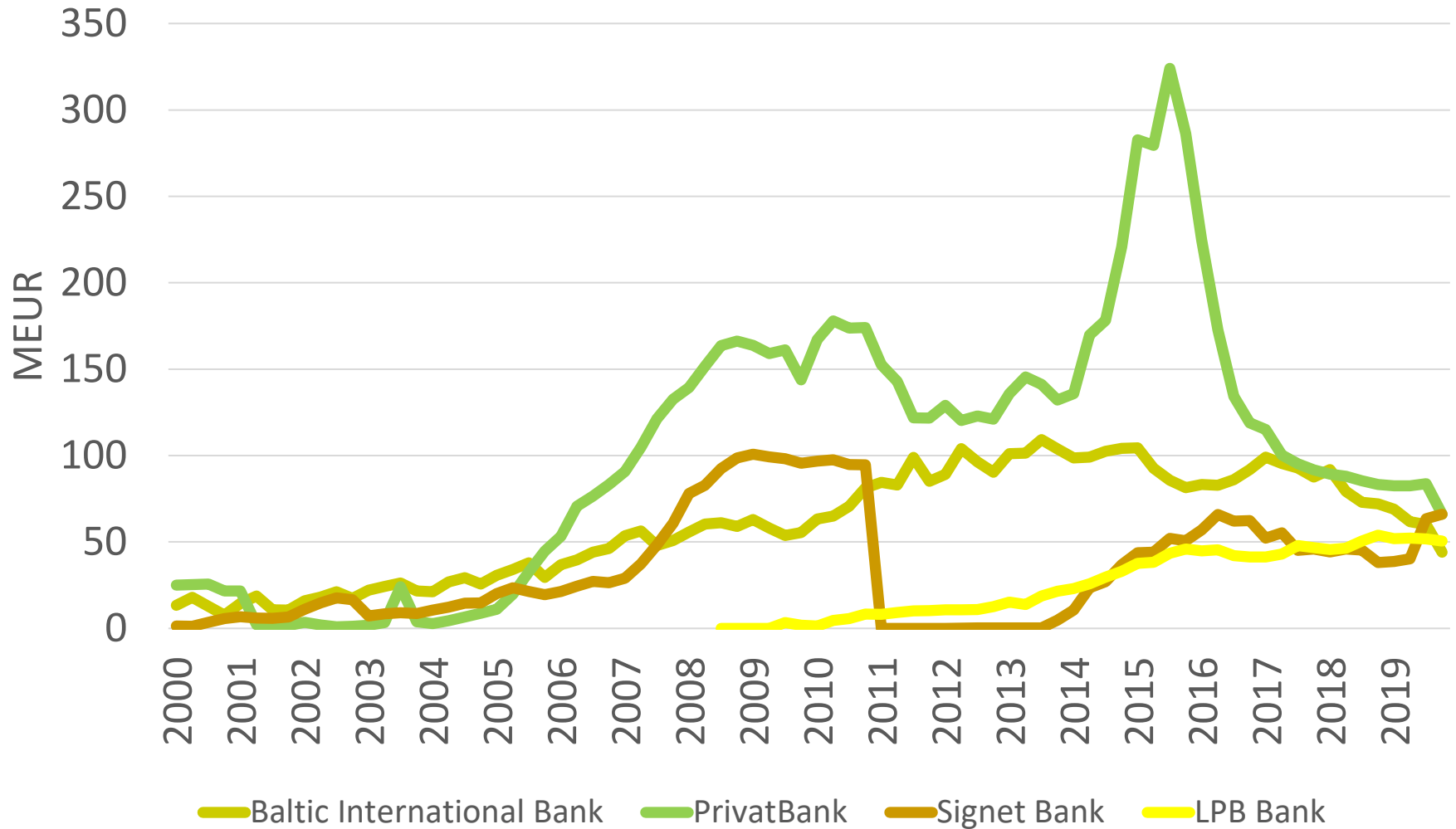
Data source: information from the members of Finance Latvia Association, non-audited data.

# Banks' issued loans 2000-2019 (2)



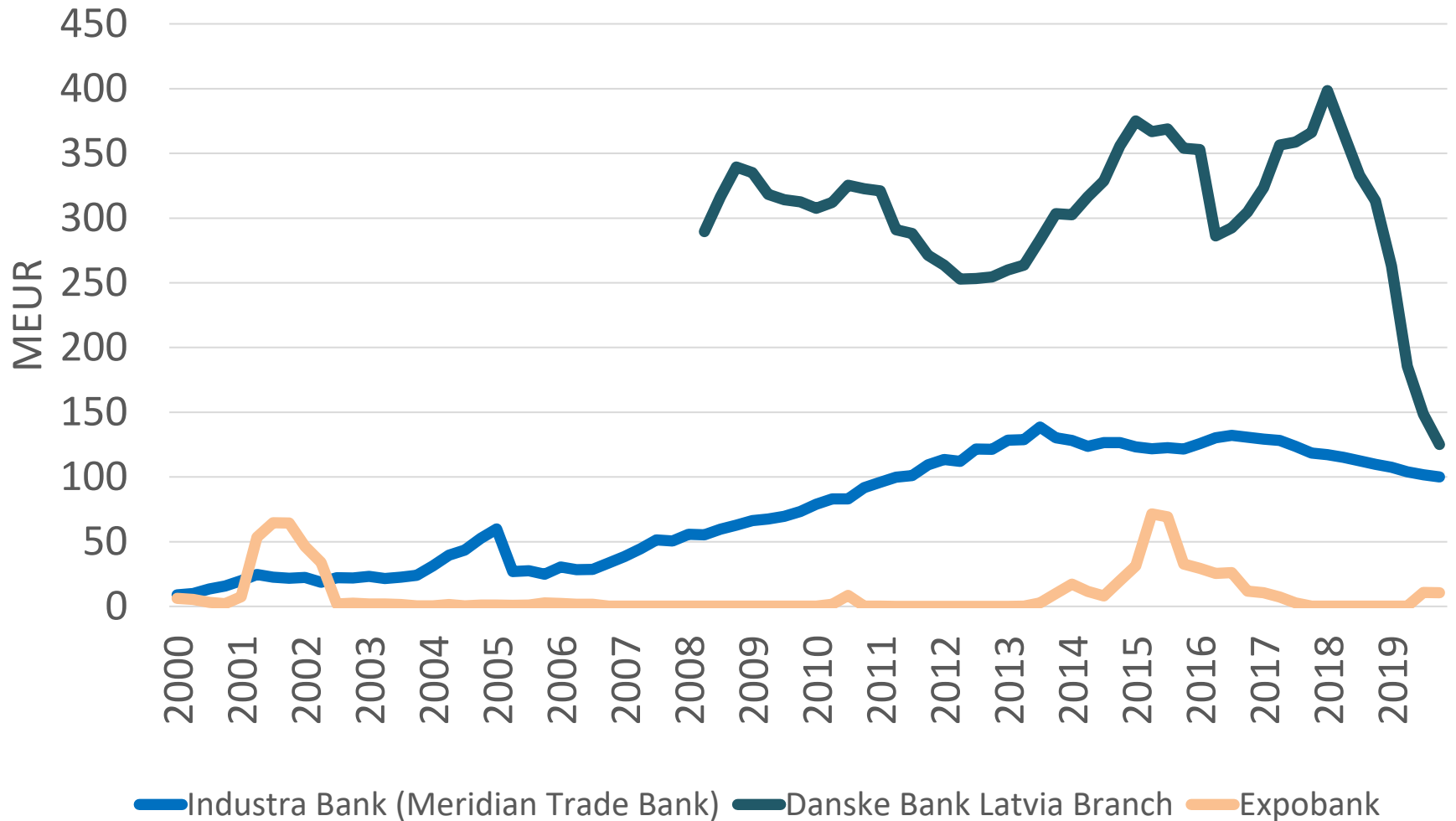
Data source: information from the members of Finance Latvia Association, non-audited data.

# Banks' issued loans 2000-2019 (3)



Data source: information from the members of Finance Latvia Association, non-audited data.

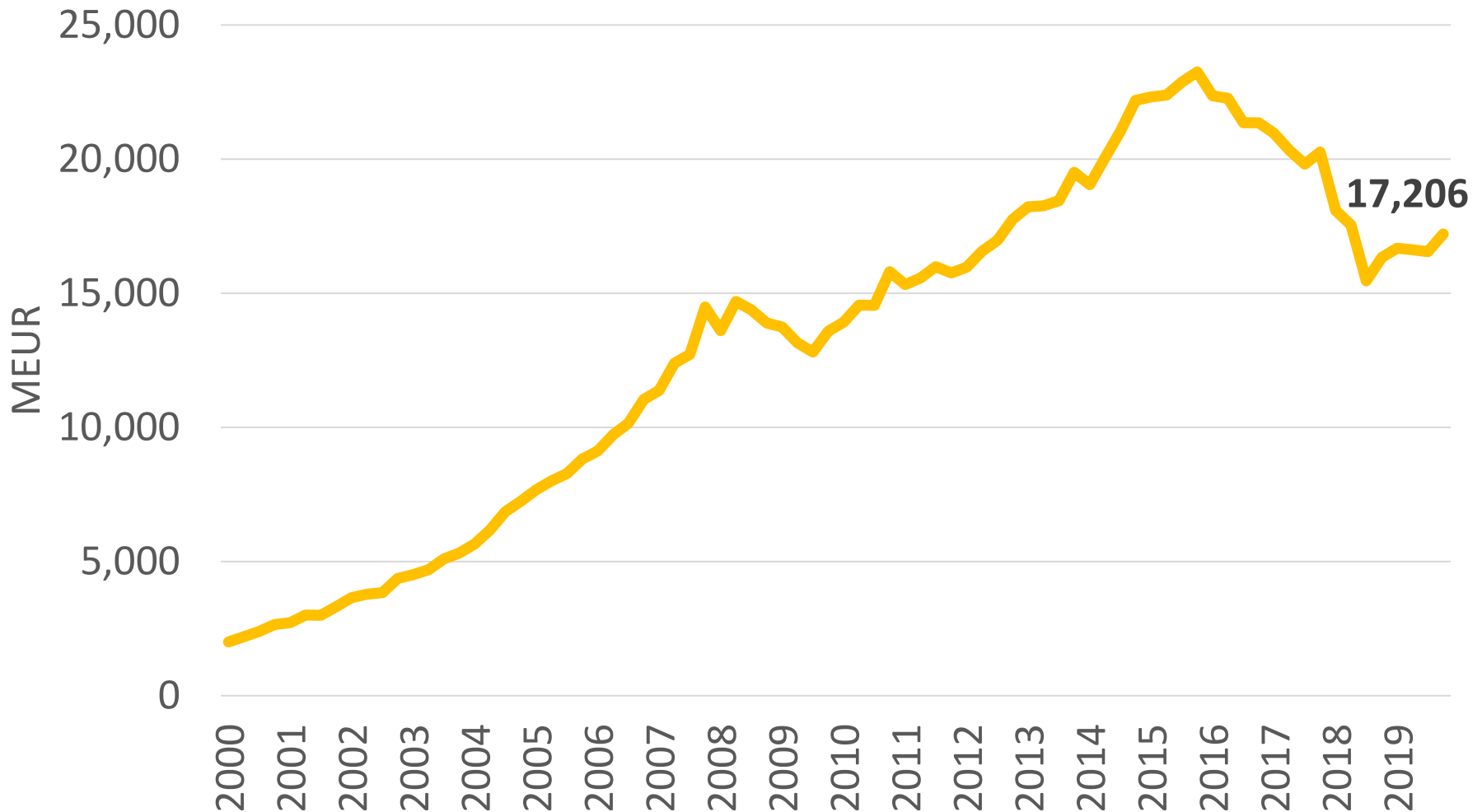
# Banks' issued loans 2000-2019 (4)



Data source: information from the members of Finance Latvia Association, non-audited data.

# 5. DEPOSITS

# Deposits at Latvian banking sector 2000-2019



Data source: the Bank of Latvia, monthly reports of monetary financial institutions in Latvia.

# Deposits at Latvian banking sector

- Total deposits at Latvian banking sector were EUR 17.21 billion as of December 31, 2019;
- The total portfolio of deposits increased by 4% or EUR 0.65 billion in the 4th quarter 2019;
- Deposits increased by 5% or EUR 0.87 billion in the last 12 months period.

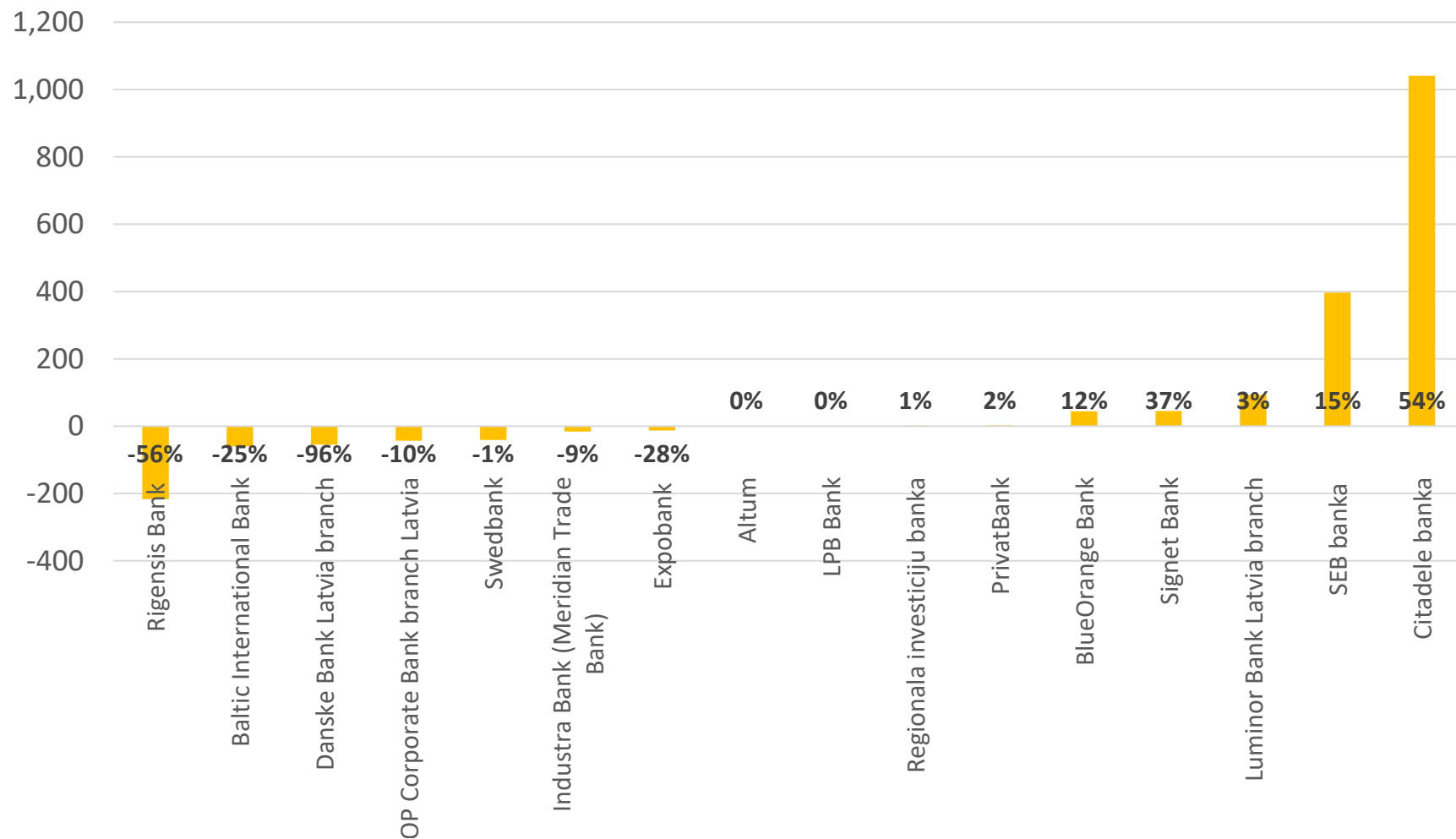
# Deposits at banks as of 31.12.2019, MEUR

Name	Value	Change in 2019	
Swedbank	4,881.4	-40.4	-0.8%
SEB banka	3,099.6	397.1	14.7%
Citadele banka	2,973.6	1,041.7	53.9%
Luminor Bank Latvia branch	2,925.6	93.4	3.3%
BlueOrange Bank	428.9	44.5	11.6%
OP Corporate Bank branch Latvia	377.9	-43.2	-10.2%
Regionala investiciju banka	231.1	2.2	0.9%
Baltic International Bank	183.3	-59.8	-24.6%
Rigensis Bank	170.4	-217.0	-56.0%
Signet Bank	167.6	45.0	36.7%
Industra Bank (Meridian Trade Bank)	155.8	-15.6	-9.1%
PrivatBank	153.5	2.4	1.6%
LPB Bank	151.9	0.4	0.2%
Expobank	32.1	-12.2	-27.5%
Danske Bank Latvia branch	2.3	-54.6	-95.9%
<b>FLA member banks</b>	<b>15,935.2</b>	<b>1,184.0</b>	<b>8.0%</b>
<b>Total banking industry</b>	<b>17,206.4</b>	<b>873.9</b>	<b>5.4%</b>
Altum	0.0	0.0	0.0%

Data source: information from the members of Finance Latvia Association, non-audited data;  
 Data source of banking industry: the Bank of Latvia, monthly reports of monetary financial institutions in Latvia.



# Change of deposits 31.12.2019 vs 31.12.2018, MEUR



# Breakdown of deposits as of 31.12.2019, MEUR

Name	Deposits	Term		Customer	
		Short term	Long term	Private persons	Companies
Swedbank	4,881.4	4,396.0	485.4	2,985.1	1,779.0
SEB banka	3,099.6	2,612.4	487.2	1,699.1	1,155.1
Citadele banka	2,973.6	2,305.4	668.2	1,759.8	1,120.7
Luminor Bank Latvia branch	2,925.6	2,437.2	488.4	1,263.8	1,460.3
BlueOrange Bank	428.9	165.8	263.1	304.0	125.0
OP Corporate Bank branch Latvia	377.9	377.9	0.0	0.0	47.9
Regionala investiciju banka	231.1	178.6	52.6	69.2	161.9
Baltic International Bank	183.3	157.2	26.1	60.5	122.8
Rigensis Bank	170.4	102.2	68.3	23.1	147.3
Signet Bank	167.6	143.0	24.6	65.7	102.0
Industra Bank (Meridian Trade Bank)	155.8	115.4	40.4	100.6	55.2
PrivatBank	153.5	53.1	100.4	120.2	33.2
LPB Bank	151.9	117.1	34.8	64.8	87.1
Expobank	32.1	28.3	3.8	8.5	23.6
Danske Bank Latvia branch	2.3	2.3	0.0	0.0	2.3
<b>FLA member banks</b>	<b>15,935.2</b>	<b>13,192.0</b>	<b>2,743.3</b>	<b>8,524.5</b>	<b>6,423.3</b>
<b>Total banking industry</b>	<b>17,206.4</b>	<b>13,831.4</b>	<b>3,375.0</b>	<b>9,373.7</b>	<b>6,843.2</b>
Altum	0.0	0.0	0.0	0.0	0.0

Data source: information from the members of Finance Latvia Association, non-audited data;

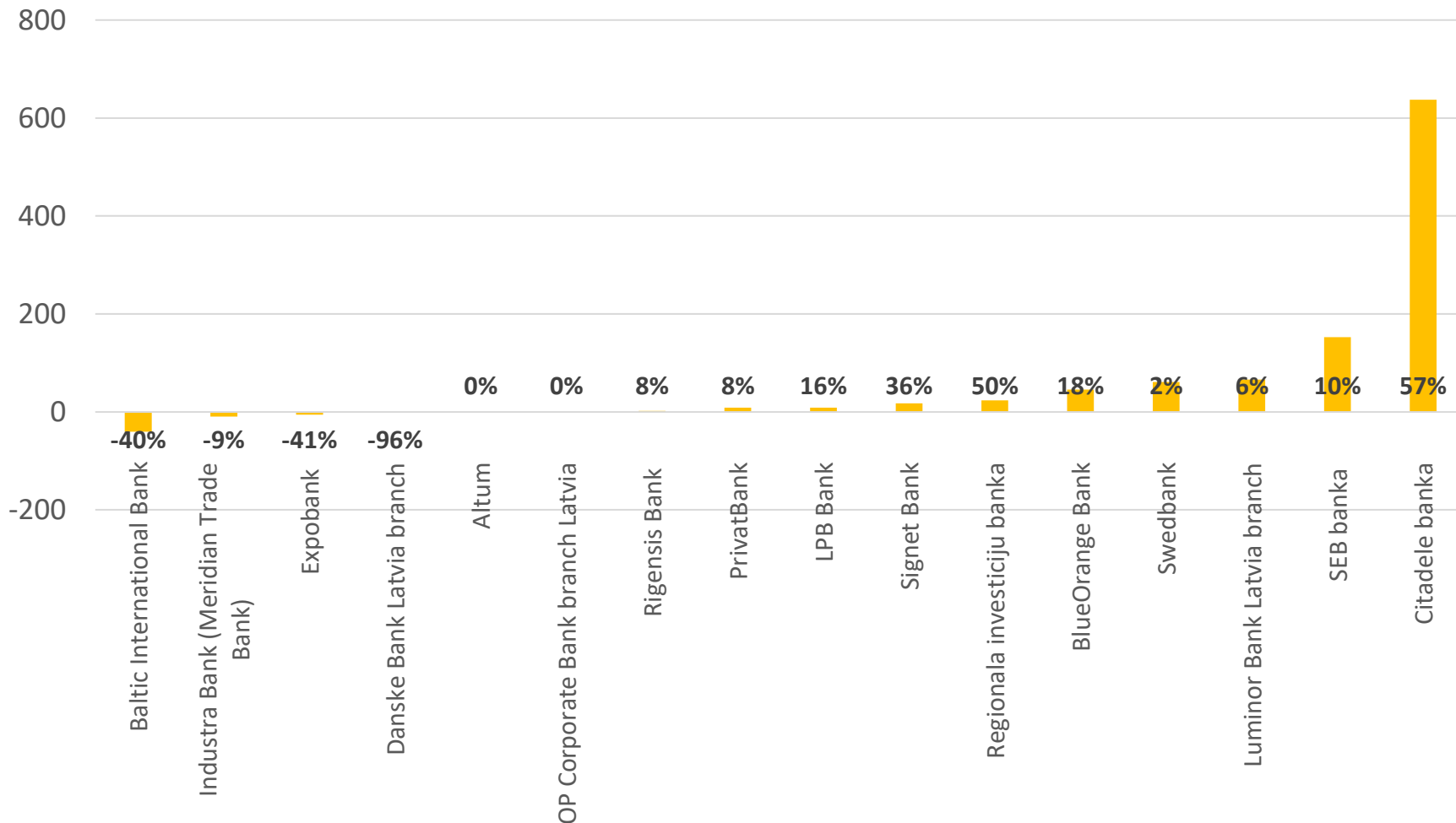
Data source of banking industry: the Bank of Latvia, monthly reports of monetary financial institutions in Latvia.

# Deposits of private persons as of 31.12.2019, MEUR

Name	Value	Change in 2019	
Swedbank	2,985.1	61.1	2.1%
Citadele banka	1,759.8	637.4	56.8%
SEB banka	1,699.1	152.3	9.8%
Luminor Bank Latvia branch	1,263.8	66.2	5.5%
BlueOrange Bank	304.0	45.7	17.7%
PrivatBank	120.2	8.6	7.7%
Industra Bank (Meridian Trade Bank)	100.6	-9.6	-8.7%
Regionala investiciju banka	69.2	23.2	50.4%
Signet Bank	65.7	17.4	36.1%
LPB Bank	64.8	8.7	15.6%
Baltic International Bank	60.5	-40.3	-40.0%
Rigensis Bank	23.1	1.8	8.4%
Expobank	8.5	-6.1	-41.5%
Danske Bank Latvia branch	0.0	-0.5	-96.0%
OP Corporate Bank branch Latvia	0.0	0.0	0.0%
<b>FLA member banks</b>	<b>8,524.5</b>	<b>965.9</b>	<b>12.8%</b>
<b>Total banking industry</b>	<b>9,373.7</b>	<b>889.0</b>	<b>10.5%</b>
Altum	0.0	0.0	0.0%

Data source: information from the members of Finance Latvia Association, non-audited data;  
Data source of banking industry: the Bank of Latvia, monthly reports of monetary financial institutions in Latvia.

# Change of deposits of private persons 31.12.2019 vs 31.12.2018, MEUR



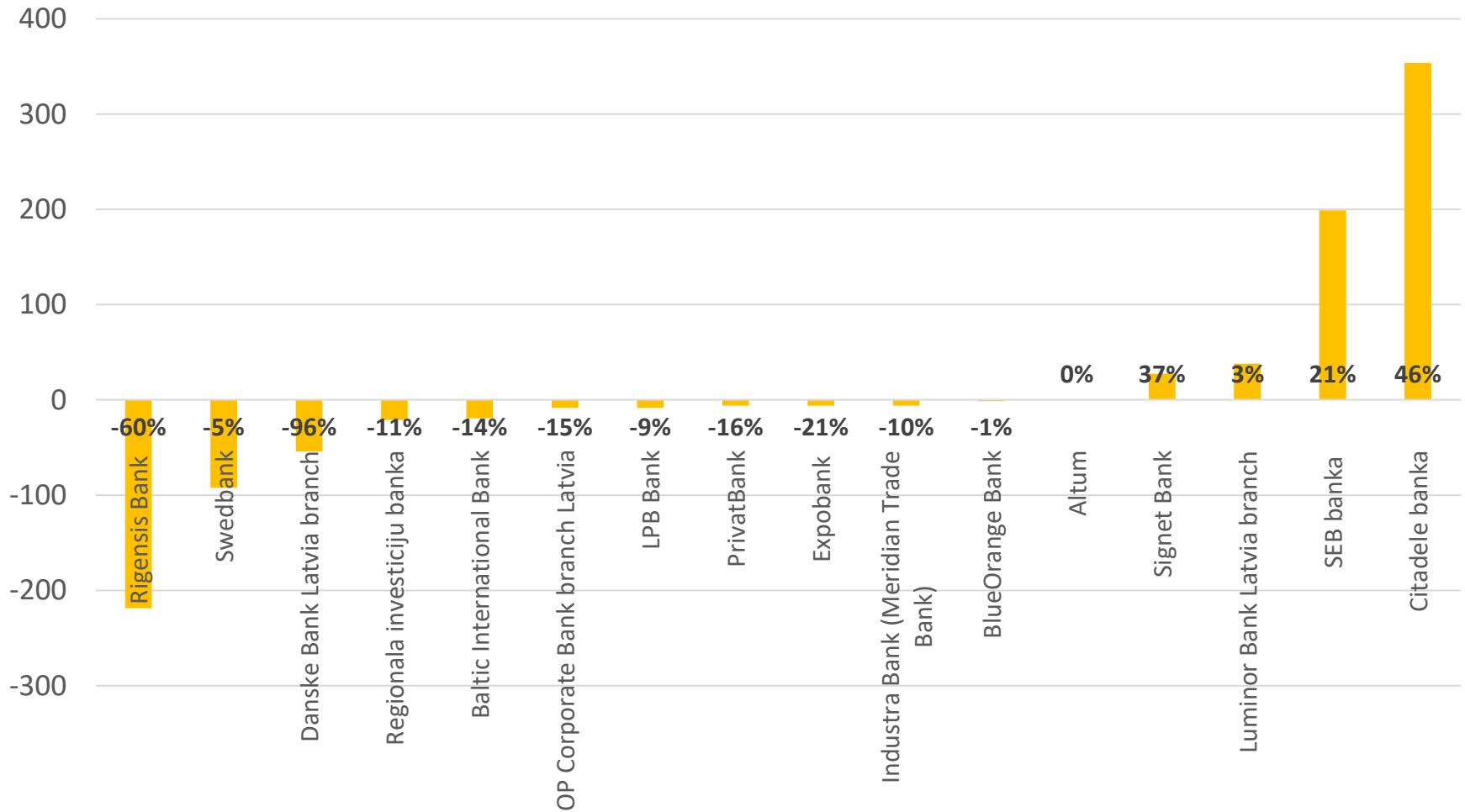
Data source: information from the members of Finance Latvia Association, non-audited data.

# Deposits of companies as of 31.12.2019, MEUR

Name	Value	Change in 2019	
Swedbank	1,779.0	-92.2	-4.9%
Luminor Bank Latvia branch	1,460.3	38.0	2.7%
SEB banka	1,155.1	198.8	20.8%
Citadele banka	1,120.7	353.5	46.1%
Regionala investiciju banka	161.9	-21.0	-11.5%
Rigensis Bank	147.3	-218.8	-59.8%
BlueOrange Bank	125.0	-1.2	-0.9%
Baltic International Bank	122.8	-19.5	-13.7%
Signet Bank	102.0	27.5	37.0%
LPB Bank	87.1	-8.4	-8.8%
Industra Bank (Meridian Trade Bank)	55.2	-6.0	-9.8%
OP Corporate Bank branch Latvia	47.9	-8.4	-14.9%
PrivatBank	33.2	-6.2	-15.6%
Expobank	23.6	-6.1	-20.7%
Danske Bank Latvia branch	2.3	-54.1	-95.9%
<b>FLA member banks</b>	<b>6,423.3</b>	<b>176.0</b>	<b>2.8%</b>
<b>Total banking industry</b>	<b>6,843.2</b>	<b>-58.5</b>	<b>-0.8%</b>
Altum	0.0	0.0	0.0%

Data source: information from the members of Finance Latvia Association, non-audited data;  
Data source of banking industry: the Bank of Latvia, monthly reports of monetary financial institutions in Latvia.

# Change of deposits of companies 31.12.2019 vs 31.12.2018, MEUR



Data source: information from the members of Finance Latvia Association, non-audited data.

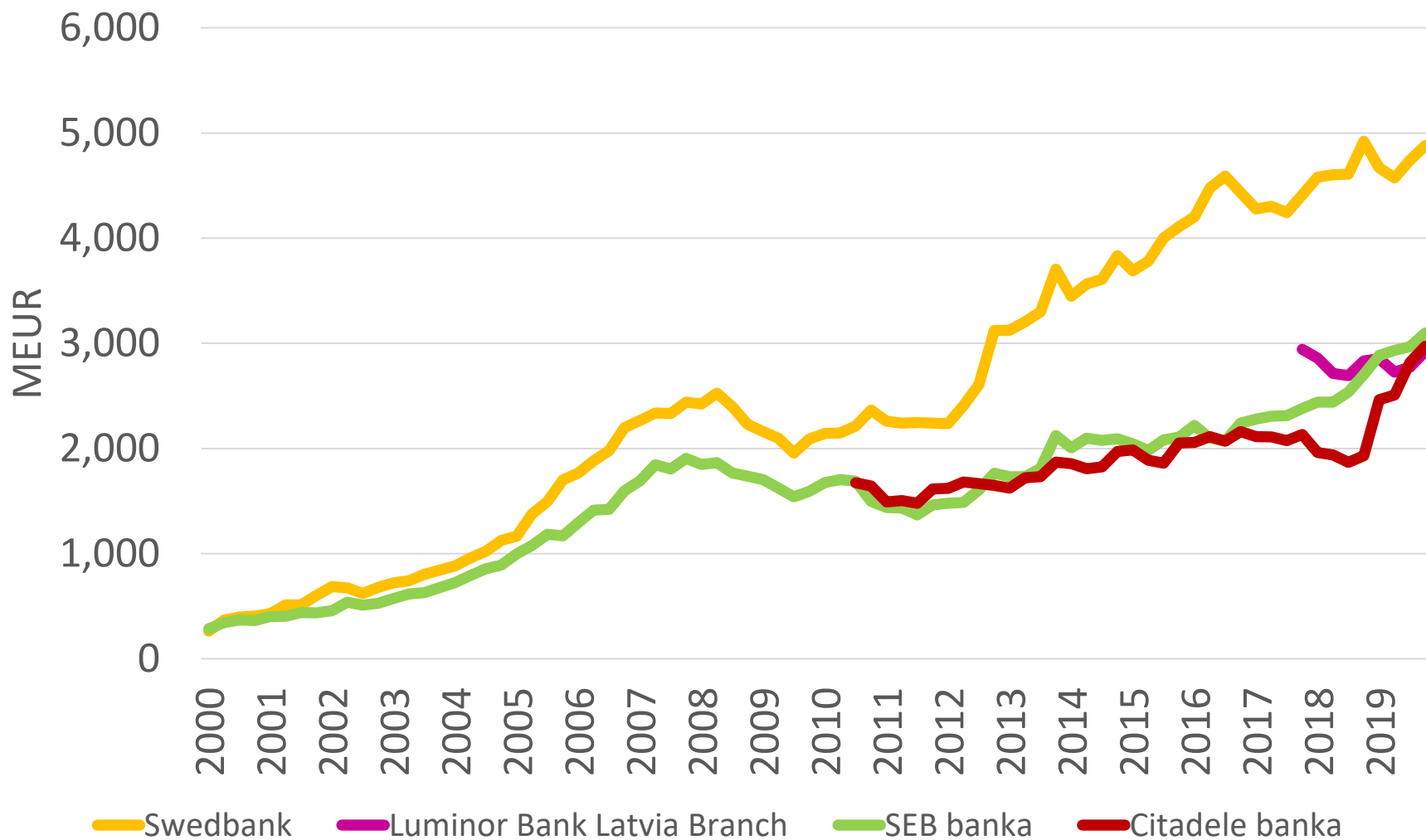
# Deposits by term as of 31.12.2019, MEUR

Name	Deposits	Short term		Long term	
		Value	Proportion, %	Value	Proportion, %
Swedbank	4,881.4	4,396.0	90.1%	485.4	9.9%
SEB banka	3,099.6	2,612.4	84.3%	487.2	15.7%
Citadele banka	2,973.6	2,305.4	77.5%	668.2	22.5%
Luminor Bank Latvia branch	2,925.6	2,437.2	83.3%	488.4	16.7%
BlueOrange Bank	428.9	165.8	38.7%	263.1	61.3%
OP Corporate Bank branch Latvia	377.9	377.9	100.0%	0.0	0.0%
Regionala investiciju banka	231.1	178.6	77.3%	52.6	22.7%
Baltic International Bank	183.3	157.2	85.8%	26.1	14.2%
Rigensis Bank	170.4	102.2	60.0%	68.3	40.0%
Signet Bank	167.6	143.0	85.3%	24.6	14.7%
Industra Bank (Meridian Trade Bank)	155.8	115.4	74.1%	40.4	25.9%
PrivatBank	153.5	53.1	34.6%	100.4	65.4%
LPB Bank	151.9	117.1	77.1%	34.8	22.9%
Expobank	32.1	28.3	88.1%	3.8	11.9%
Danske Bank Latvia branch	2.3	2.3	100.0%	0.0	0.0%
<b>FLA member banks</b>	<b>15,935.2</b>	<b>13,192.0</b>	<b>82.8%</b>	<b>2,743.3</b>	<b>17.2%</b>
<b>Total banking industry</b>	<b>17,206.4</b>	<b>13,831.4</b>	<b>80.4%</b>	<b>3,375.0</b>	<b>19.6%</b>
Altum	0.0	0.0	0.0%	0.0	0.0%

Data source: information from the members of Finance Latvia Association, non-audited data;

Data source of banking industry: the Bank of Latvia, monthly reports of monetary financial institutions in Latvia.

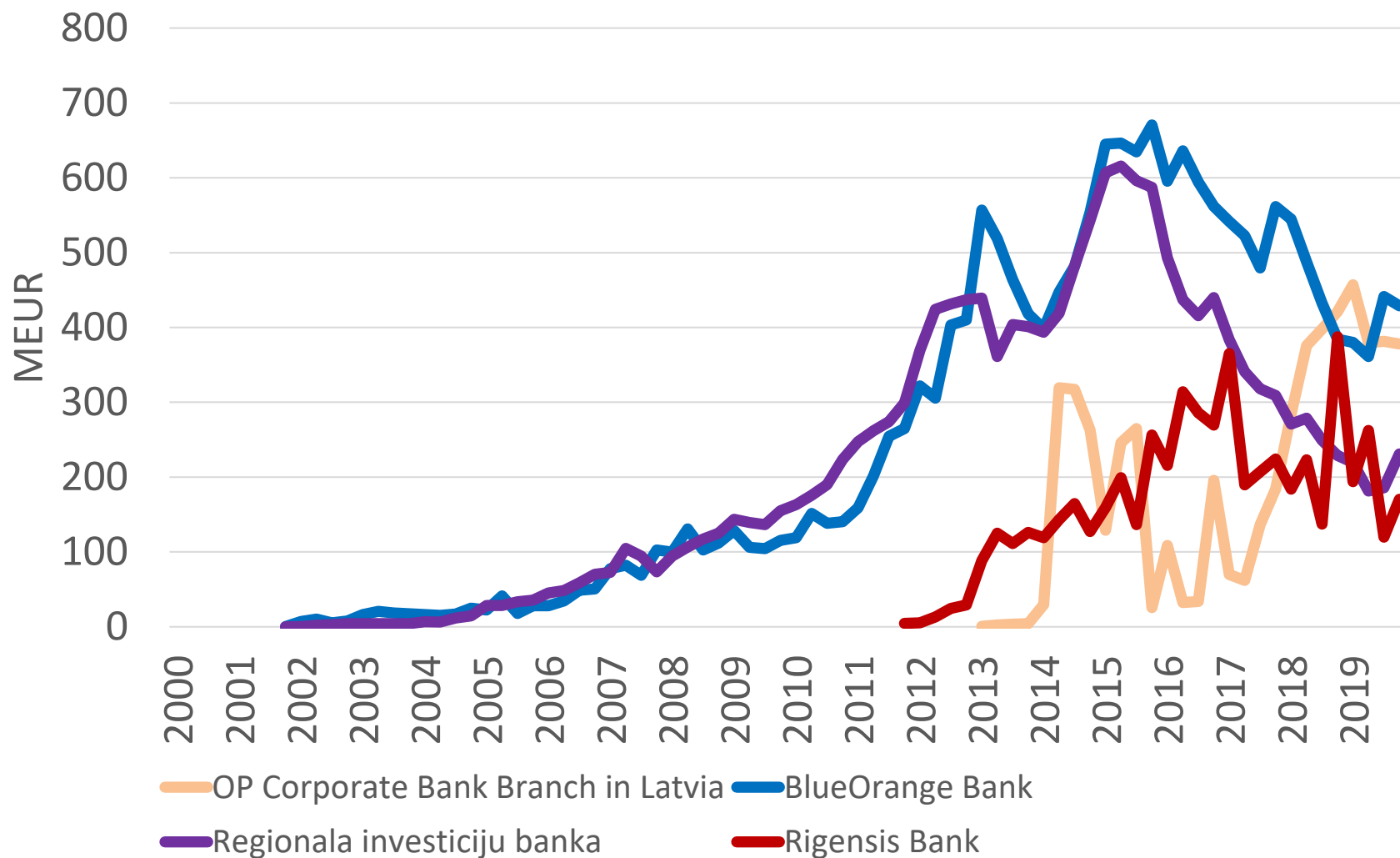
# Deposits at banks 2000-2019 (1)



Data source: information from the members of Finance Latvia Association, non-audited data.

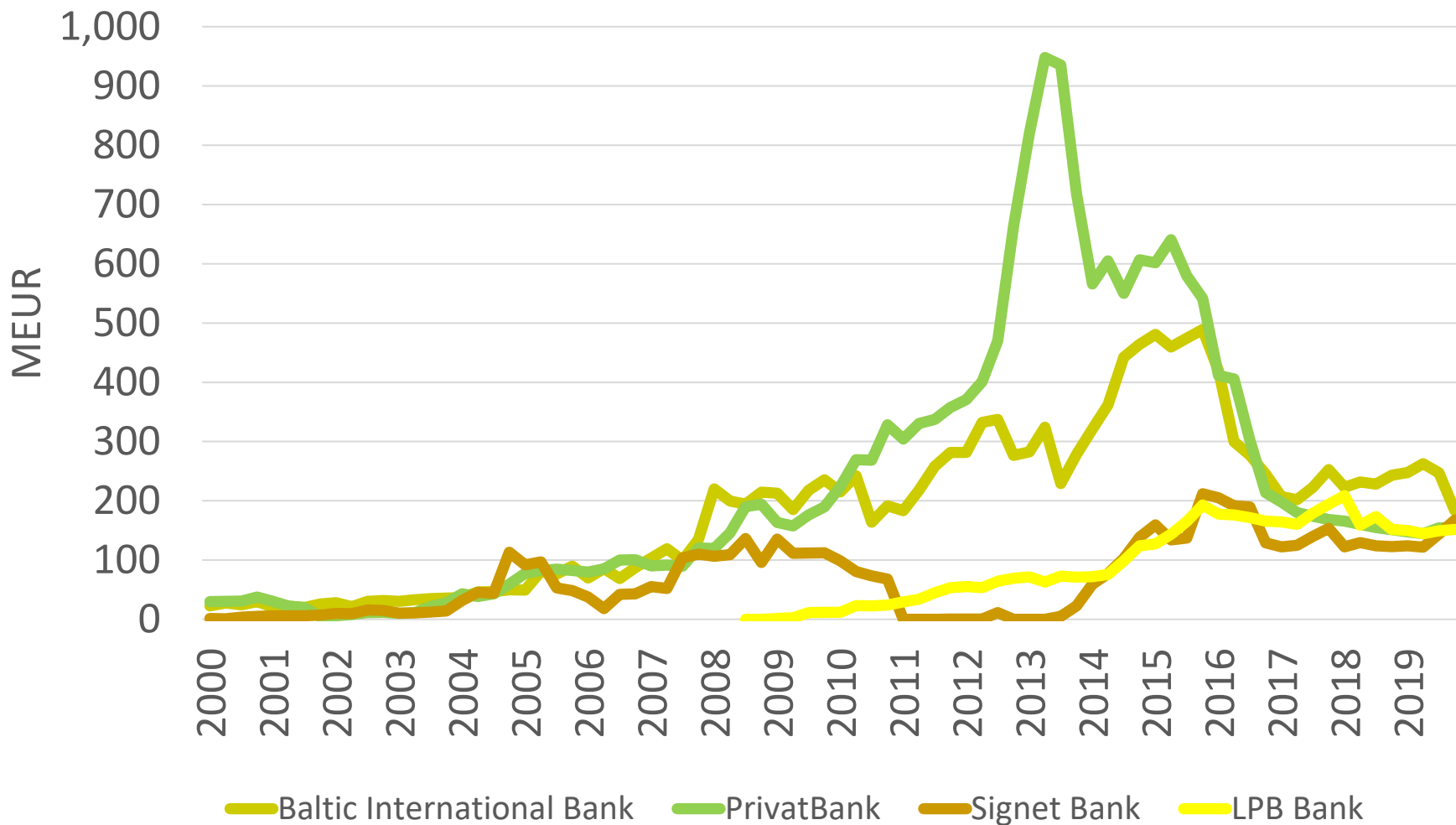


# Deposits at banks 2000-2019 (2)

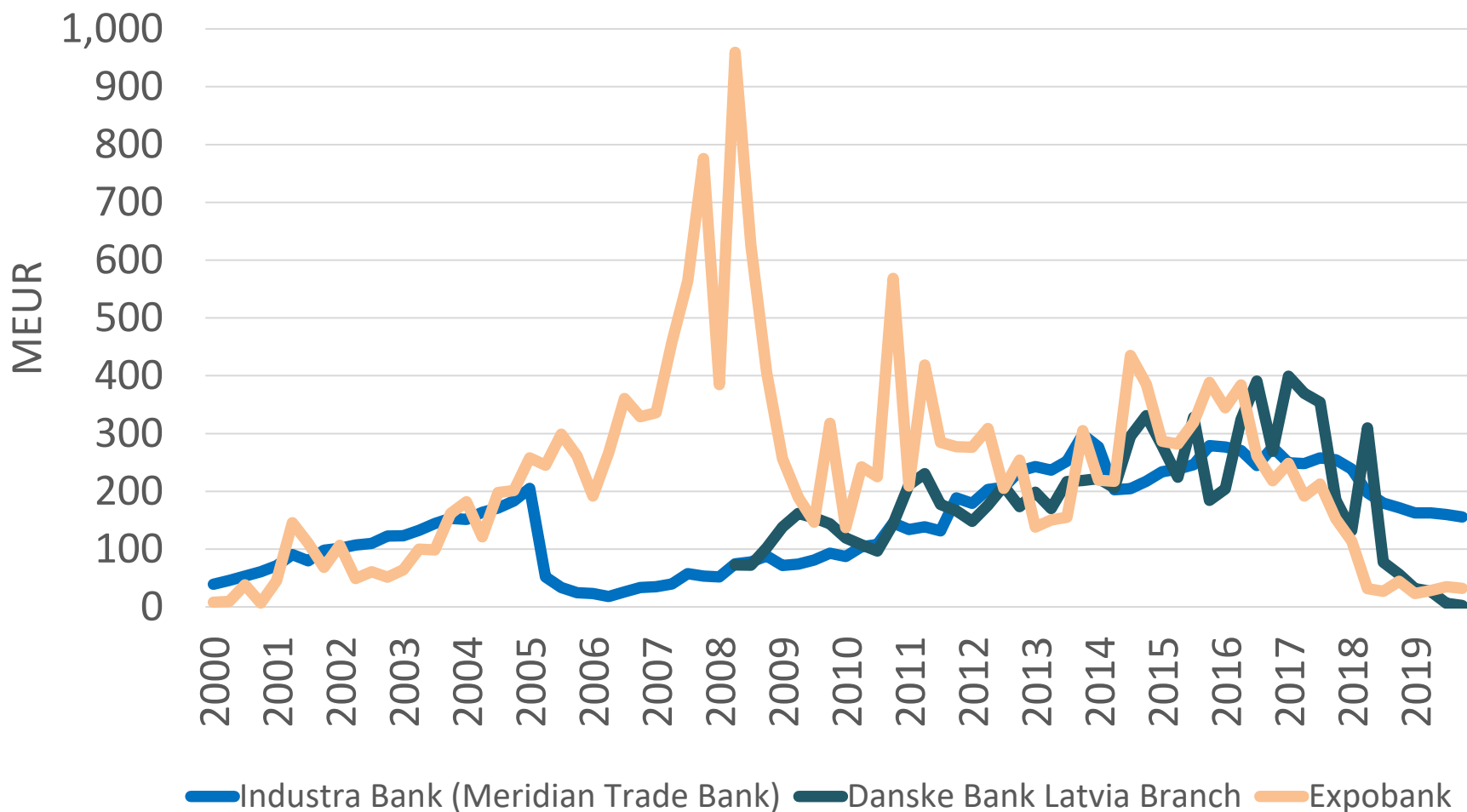


Data source: information from the members of Finance Latvia Association, non-audited data.

# Deposits at banks 2000-2019 (3)



# Deposits at banks 2000-2019 (4)



Data source: information from the members of Finance Latvia Association, non-audited data.

# 6. ASSETS UNDER MANGEMENT AND ADMINISTRATION

# Total\* assets under management and administration as of 31.12.2019, MEUR

Name	Value	Change in 2019	
Swedbank	4,607.7	822.8	21.7%
SEB banka	3,832.1	580.2	17.8%
Citadele banka	1,508.5	210.1	16.2%
Luminor Bank Latvia branch	1,020.7	92.6	10.0%
Signet Bank	927.0	423.0	83.9%
BlueOrange Bank	268.4	99.5	58.9%
Baltic International Bank	222.3	-31.1	-12.3%
Expobank	167.0	-55.7	-25.0%
Regionala investiciju banka	105.4	17.4	19.8%
Rigensis Bank	36.1	0.4	1.3%
LPB Bank	24.5	-5.6	-18.6%
PrivatBank	23.2	10.0	75.6%
Industra Bank (Meridian Trade Bank)	1.0	0.0	0.0%
Danske Bank Latvia branch	0.0	0.0	0.0%
OP Corporate Bank branch Latvia	0.0	0.0	0.0%
<b>FLA member banks</b>	<b>12,743.9</b>	<b>2,163.6</b>	<b>20.4%</b>
Altum	0.0	0.0	0.0%

\*- banks and investment management companies

Data source: information from the members of Finance Latvia Association, non-audited data

# Assets under management and administration at banks as of 31.12.2019, MEUR

Name	Value	Change in 2019	
Swedbank	2,555.1	450.5	21.4%
SEB banka	2,151.0	294.7	15.9%
Signet Bank	872.3	423.1	94.2%
Citadele banka	671.9	75.2	12.6%
Luminor Bank Latvia branch	392.9	-10.8	-2.7%
BlueOrange Bank	268.4	99.5	58.9%
Baltic International Bank	222.3	-31.1	-12.3%
Expobank	167.0	-55.7	-25.0%
Regionala investiciju banka	105.4	17.4	19.8%
Rigensis Bank	36.1	0.4	1.3%
LPB Bank	24.5	-5.6	-18.6%
PrivatBank	23.2	10.0	75.6%
Industra Bank (Meridian Trade Bank)	1.0	0.0	0.0%
Danske Bank Latvia branch	0.0	0.0	0.0%
OP Corporate Bank branch Latvia	0.0	0.0	0.0%
<b>FLA member banks</b>	<b>7,491.0</b>	<b>1,267.7</b>	<b>20.4%</b>
Altum	0.0	0.0	0.0%

Data source: information from the members of Finance Latvia Association, non-audited data.

# Assets under management and administration at investment management companies as of 31.12.2019, MEUR

Name	Value	Change in 2019	
Swedbank	2,052.6	372.3	22.2%
SEB banka	1,681.1	285.6	20.5%
Citadele banka	836.6	134.9	19.2%
Luminor Bank Latvia branch	627.8	103.4	19.7%
Signet Bank	54.7	-0.1	-0.2%
Expobank	0.0	0.0	0.0%
BlueOrange Bank	0.0	0.0	0.0%
Regionala investiciju banka	0.0	0.0	0.0%
Baltic International Bank	0.0	0.0	0.0%
Rigensis Bank	0.0	0.0	0.0%
LPB Bank	0.0	0.0	0.0%
PrivatBank	0.0	0.0	0.0%
Industra Bank (Meridian Trade Bank)	0.0	0.0	0.0%
Danske Bank Latvia branch	0.0	0.0	0.0%
OP Corporate Bank branch Latvia	0.0	0.0	0.0%
<b>FLA member banks</b>	<b>5,252.9</b>	<b>896.0</b>	<b>20.6%</b>
Altum	0.0	0.0	0.0%

Data source: information from the members of Finance Latvia Association, non-audited data.

# 7. FINANCIAL RATIOS



# Financial ratios as of 31.12.2019

Name	Capital Adequacy Ratio <sup>1</sup>	Liquidity coverage ratio <sup>2</sup>	Return on Equity (ROE) <sup>3</sup>	Return on Assets (ROA) <sup>4</sup>
Baltic International Bank	15.1%	157.0%	-11.8%	-1.0%
BlueOrange Bank	15.4%	225.3%	9.3%	1.2%
Citadele banka	21.5%	326.6%	13.9%	1.4%
Expobank	76.3%	753.6%	-2.1%	-0.5%
Industra Bank (Meridian Trade Bank)	9.5%	528.2%	-6.5%	-0.3%
LPB Bank	19.8%	181.3%	19.8%	3.1%
PrivatBank	20.3%	737.4%	-19.2%	-3.1%
Regionala investiciju banka	25.2%	282.1%	8.7%	1.2%
Rigensis Bank	37.2%	171.5%	9.6%	2.8%
SEB banka	18.0%	151.0%	13.1%	1.2%
Signet Bank	22.0%	209.6%	5.0%	0.5%
Swedbank	27.7%	306.0%	11.9%	1.7%

1 Total capital ratio, including adjustments; min requirement 8% according to legislation;

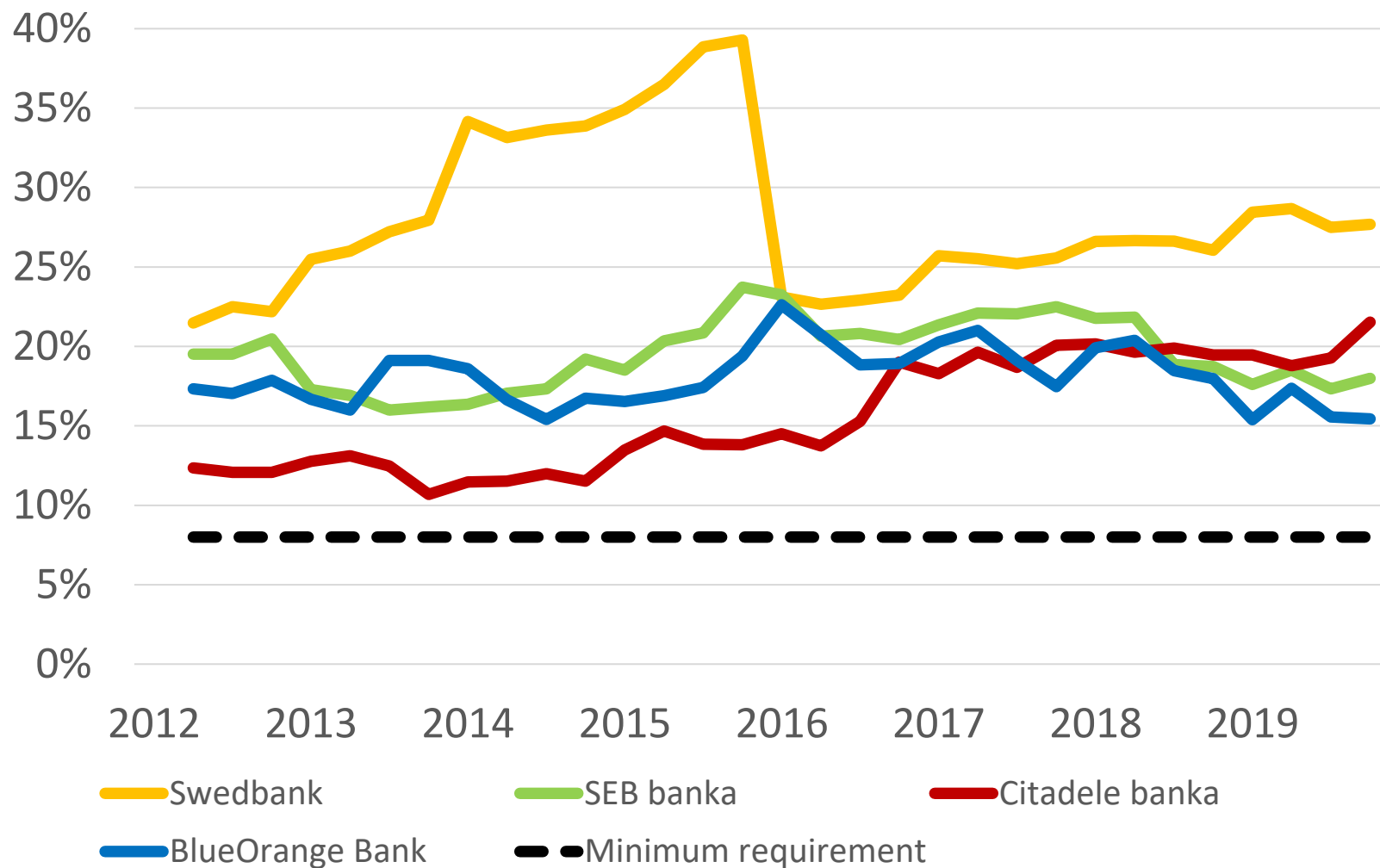
2 Minimum requirement 100%;

3 Return on equity (ROE) – proportion of annualized profit/loss of a period from average capital and reserves;

4 Return on assets (ROA) – proportion of annualized profit/loss of a period from average assets.

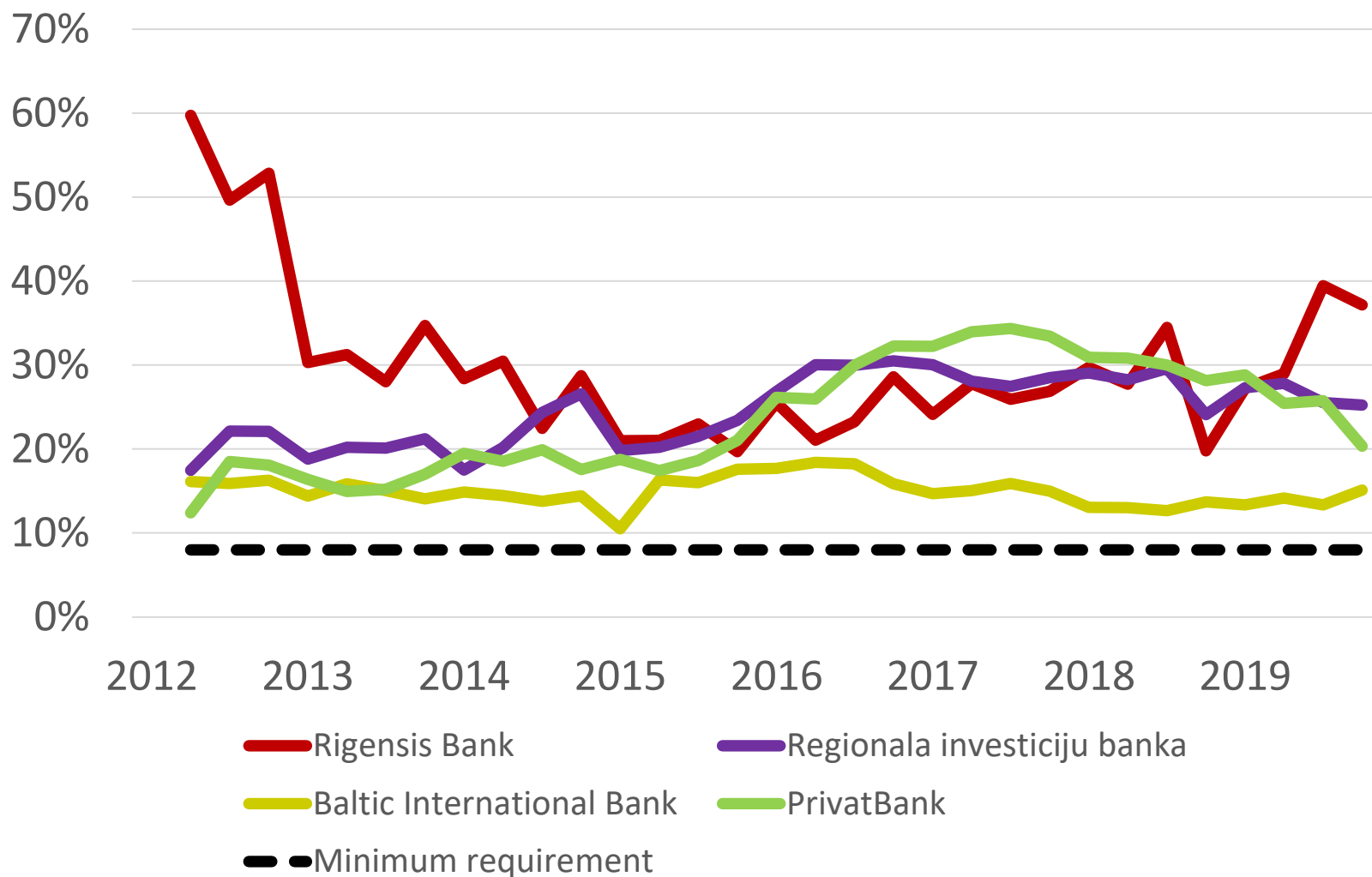
Data source: information from the members of Finance Latvia Association, non-audited data.

# Capital adequacy ratio 2012-2019 (1)



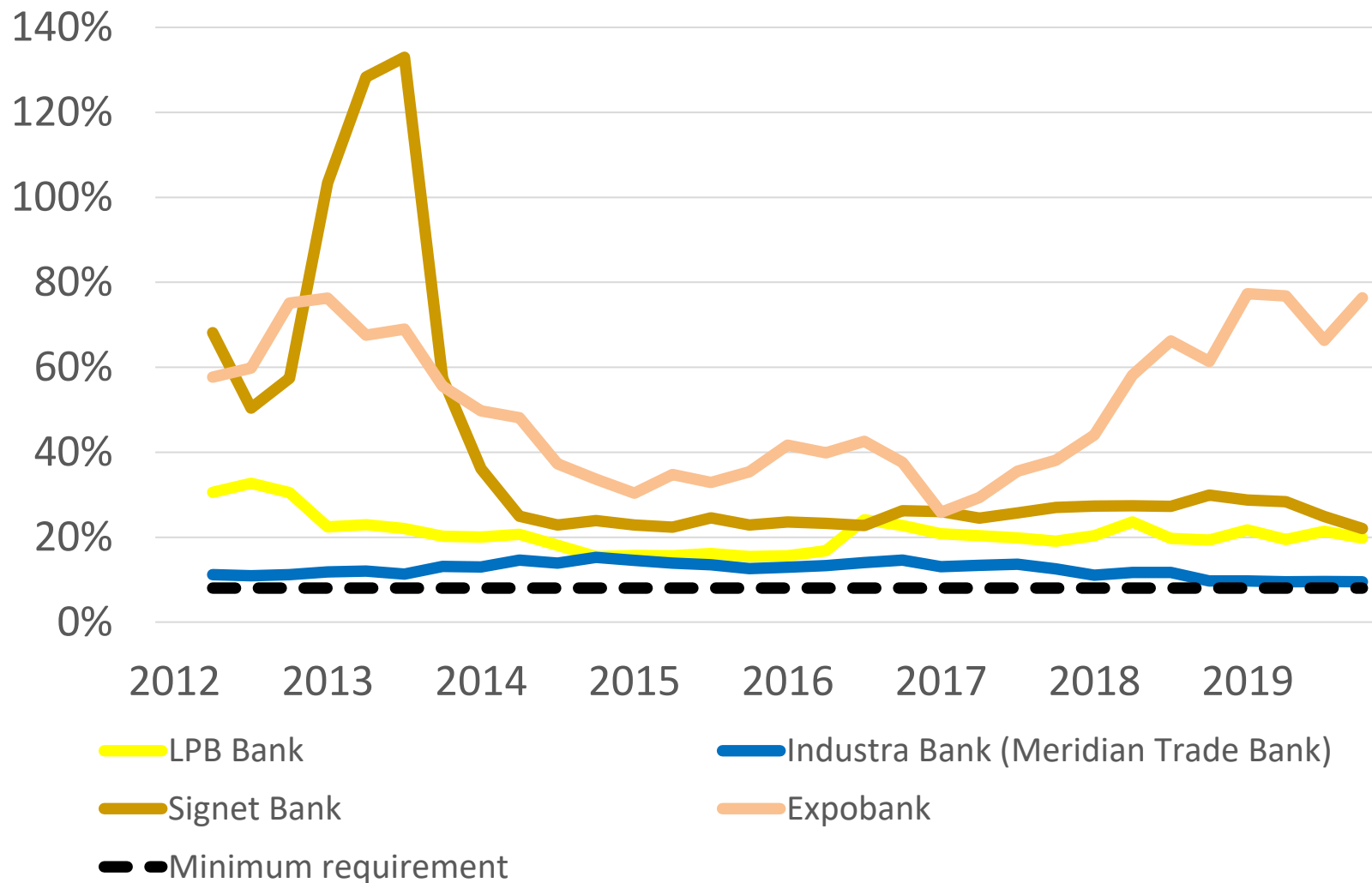
Data source: information from the members of Finance Latvia Association, non-audited data.

# Capital adequacy ratio 2012-2019 (2)



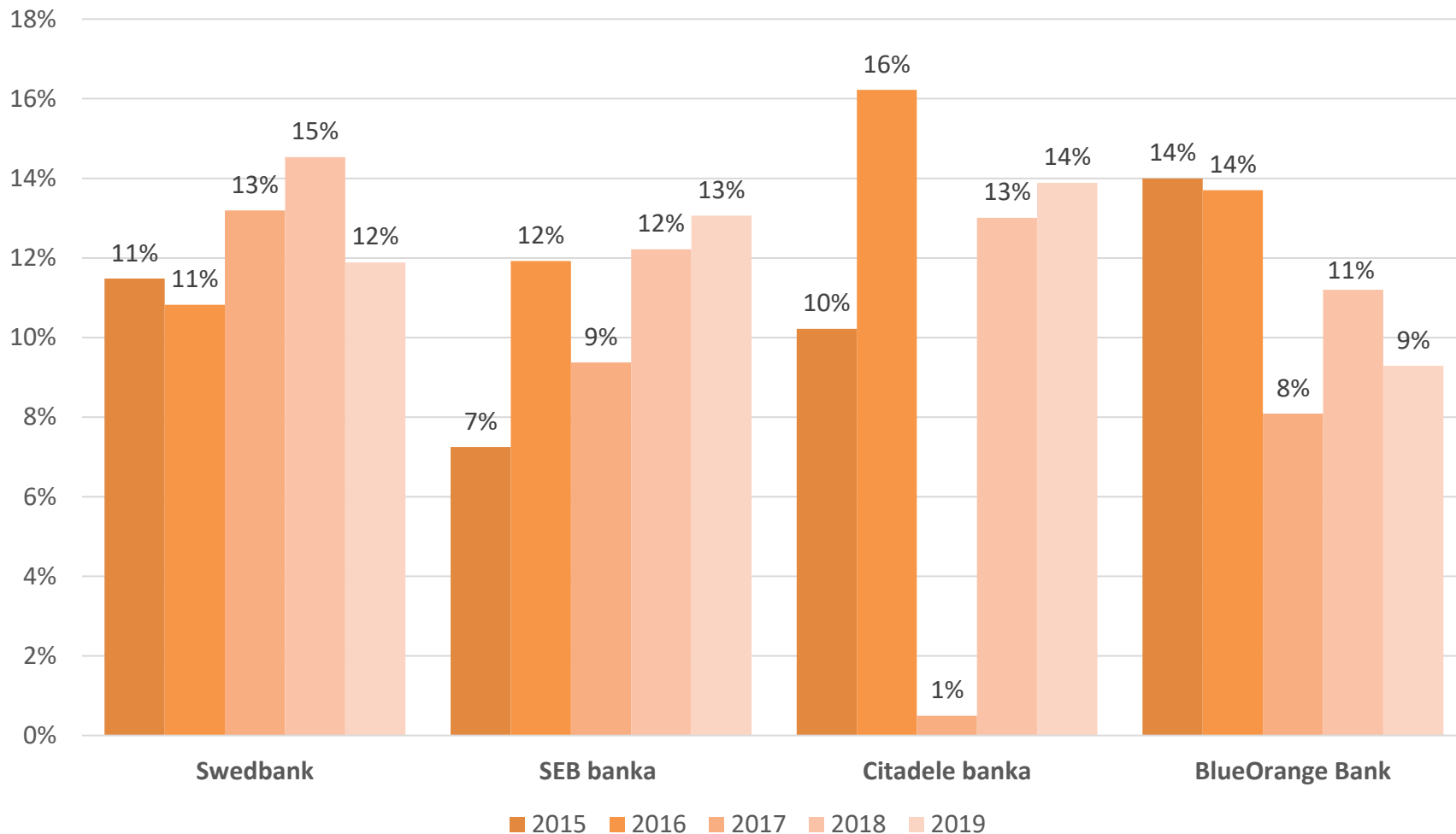
Data source: information from the members of Finance Latvia Association, non-audited data.

# Capital adequacy ratio 2012-2019 (3)



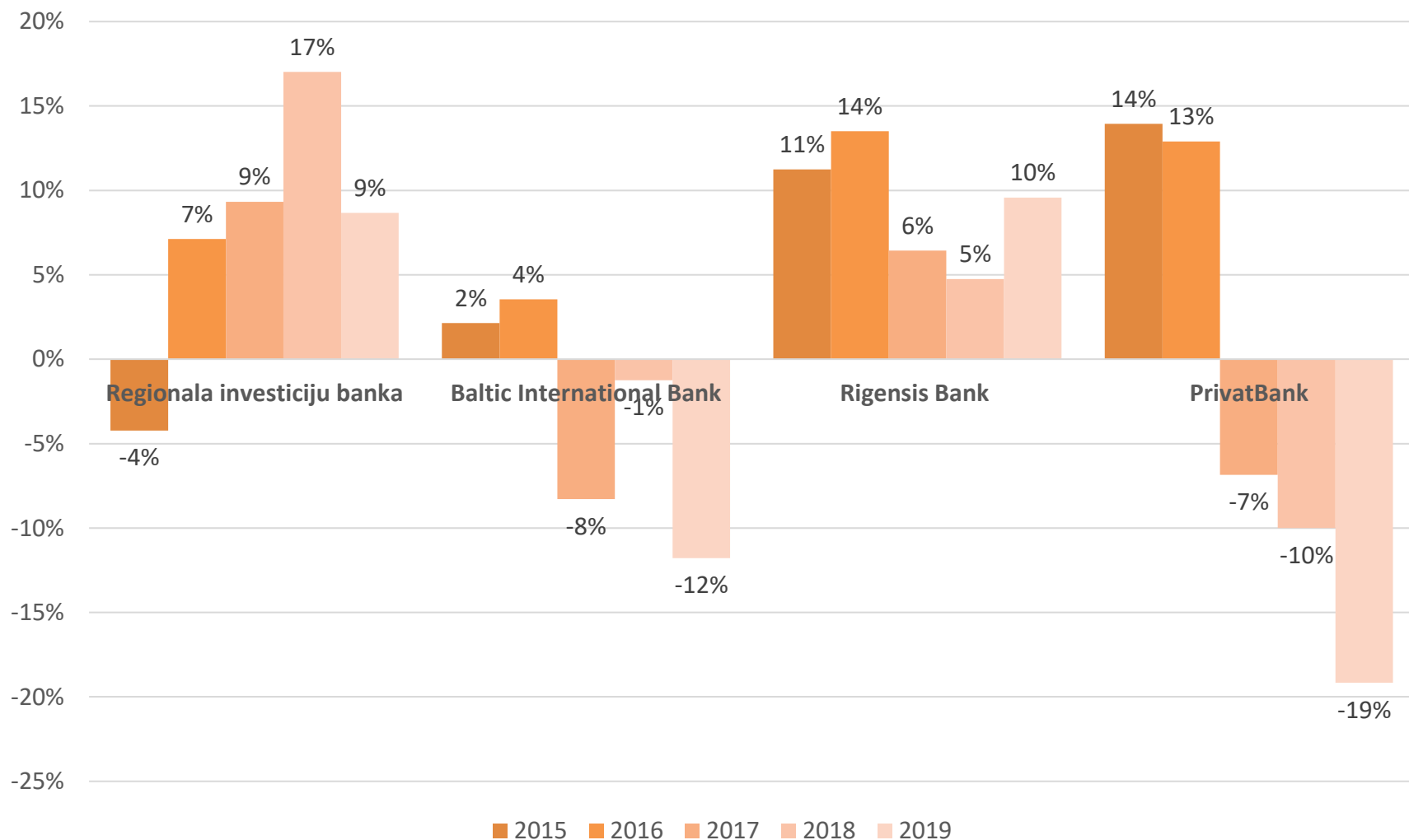
Data source: information from the members of Finance Latvia Association, non-audited data.

# Return on equity 2015-2019 (1)



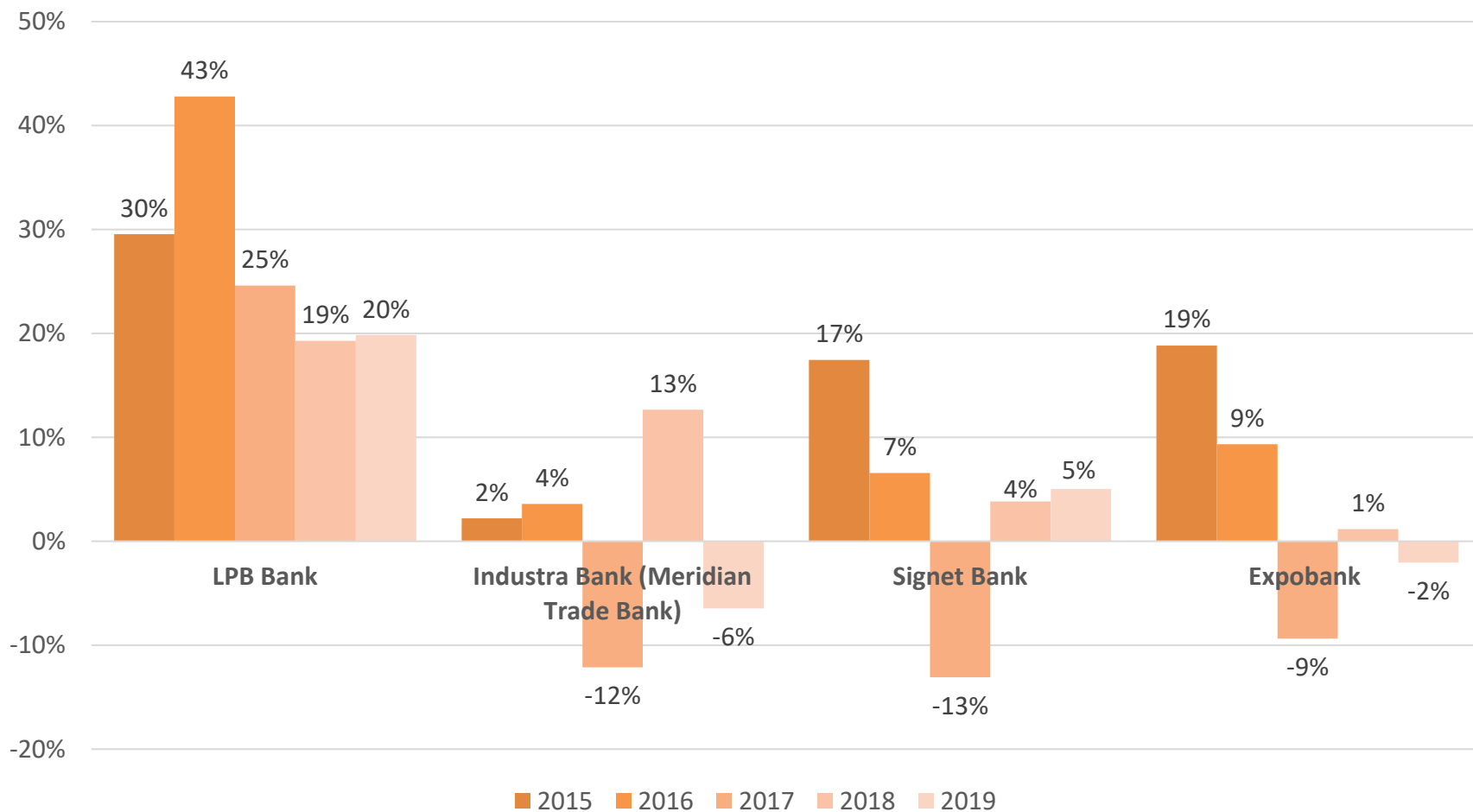
Data source: information from the members of Finance Latvia Association, non-audited data.

# Return on equity 2015-2019 (2)

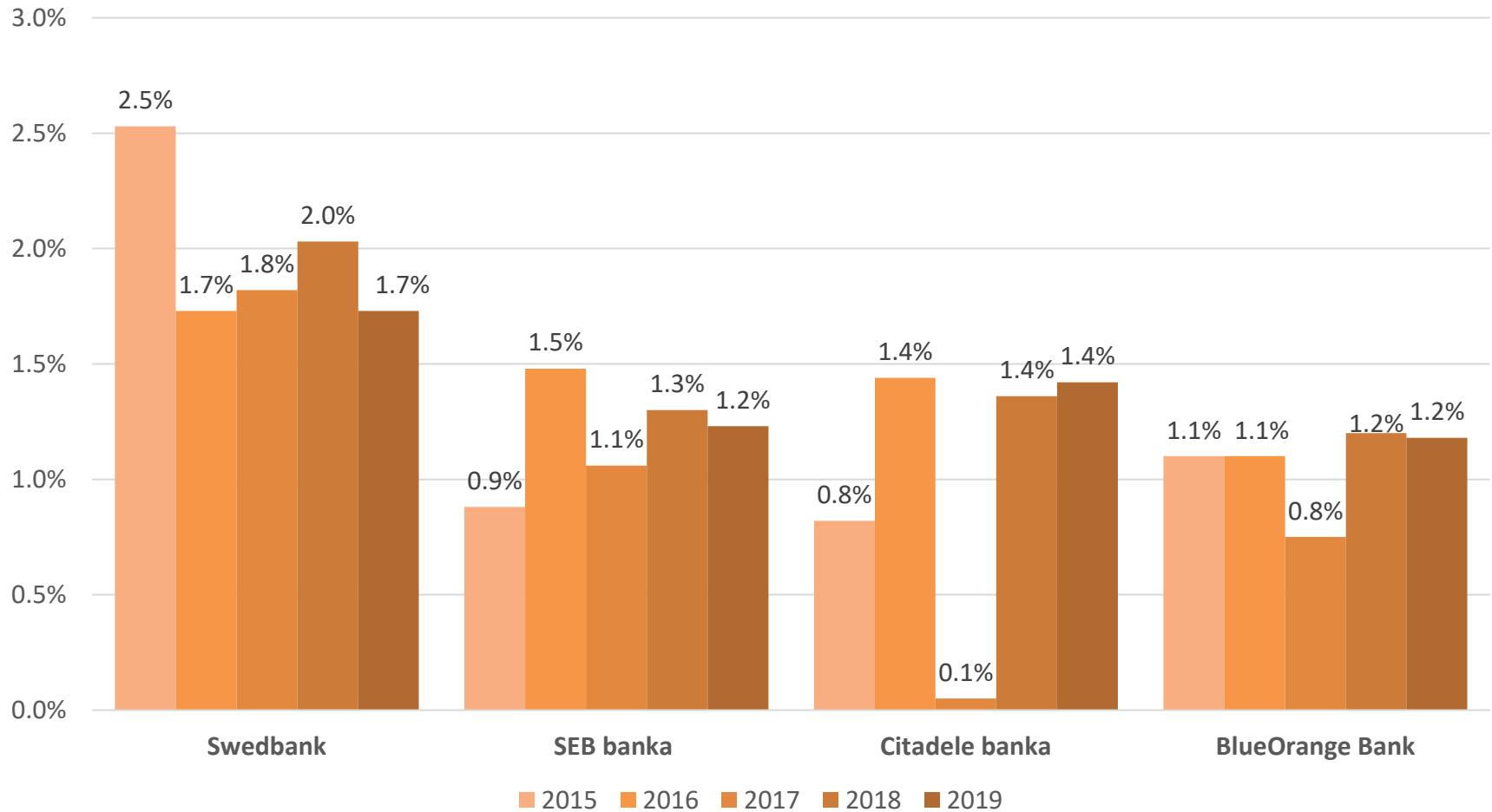


Data source: information from the members of Finance Latvia Association, non-audited data.

# Return on equity 2015-2019 (3)



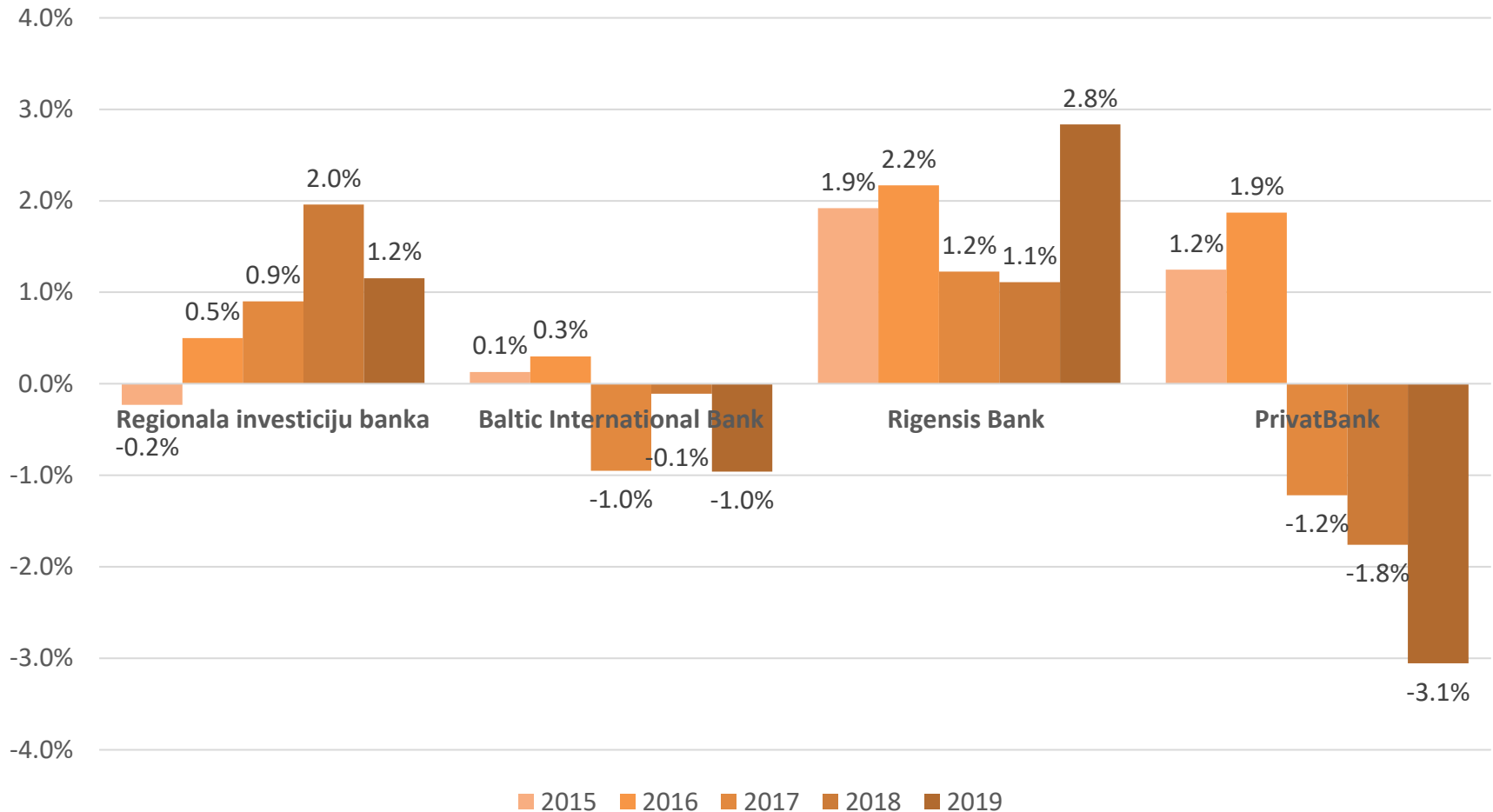
# Return on assets 2015-2019 (1)



Data source: information from the members of Finance Latvia Association, non-audited data.

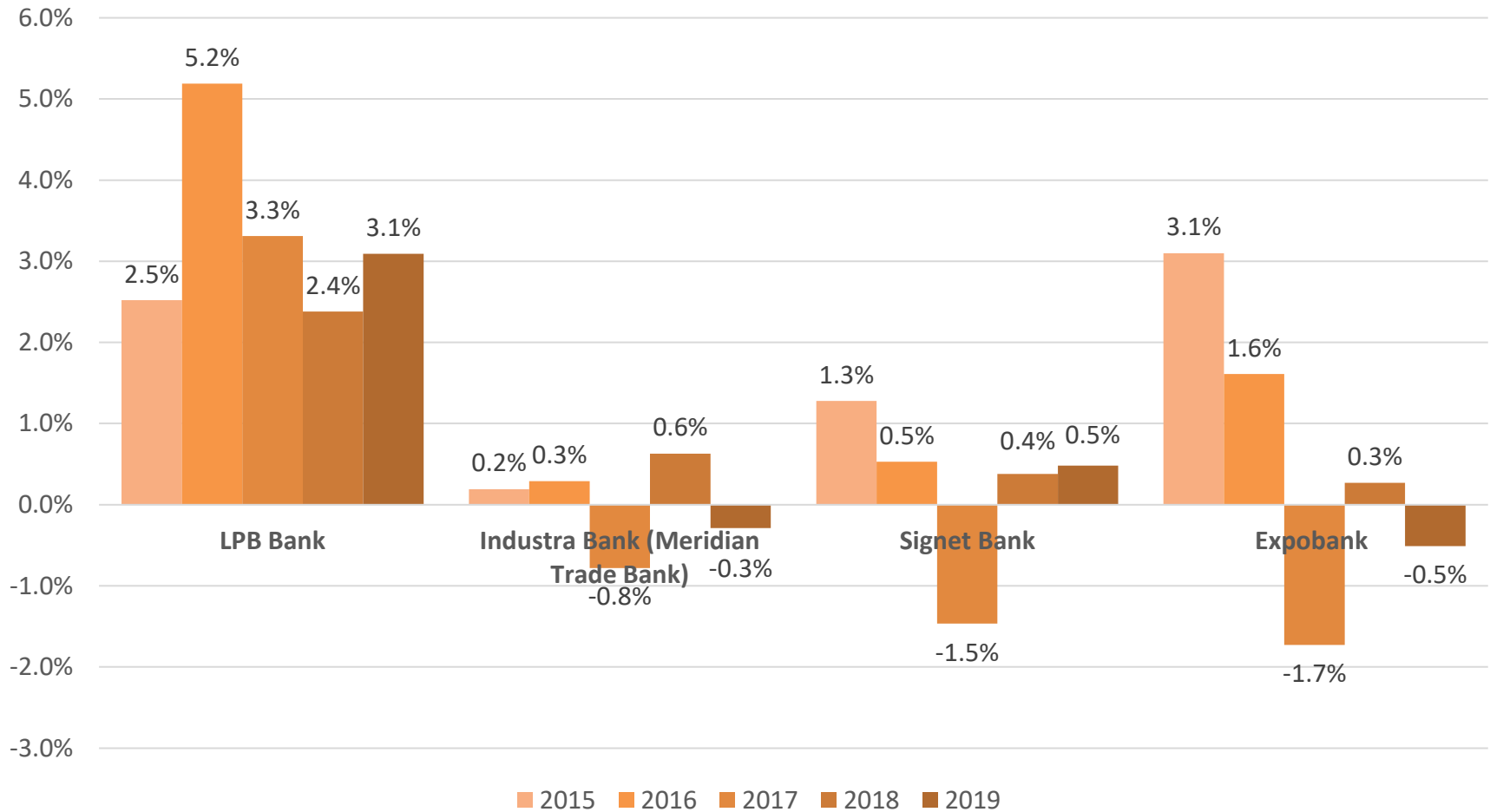


# Return on assets 2015-2019 (2)



Data source: information from the members of Finance Latvia Association, non-audited data.

# Return on assets 2015-2019 (3)



Data source: information from the members of Finance Latvia Association, non-audited data.

# THANK YOU FOR YOUR ATTENTION!

 Doma laukumā 8A, Rīgā, LV-1050

 +371 67284528

 [info@financelatvia.eu](mailto:info@financelatvia.eu)

 [www.financelatvia.eu](http://www.financelatvia.eu)