

OPERATING RESULTS OF LATVIAN COMMERCIAL BANKS

2nd quarter 2020

CONTENTS

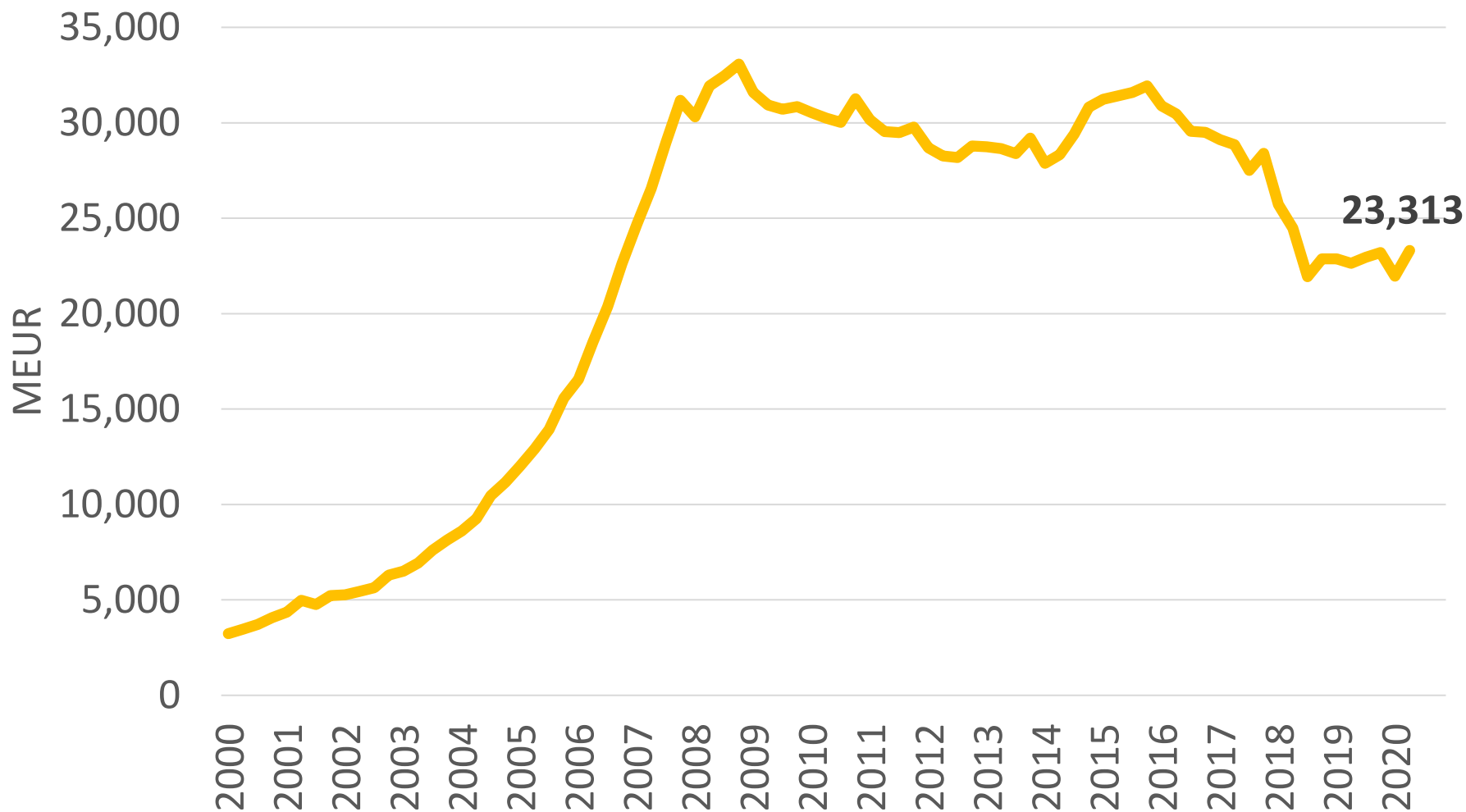
1. Gross assets
2. Capital
3. Profit
4. Issued loans
5. Deposits
6. Assets under management and administration
7. Financial ratios

METHODOLOGY

- Data of the members of Finance Latvia Association is reported;
- Data source: information from the members of Finance Latvia Association , non-audited data;
- Data source of banking industry: the Bank of Latvia, monthly reports of monetary financial institutions in Latvia;
- Profit and capital of foreign branches are not reported and financial ratios are not calculated.

1. GROSS ASSETS

Gross assets of Latvian banking sector 2000-2020*



Data source: the Bank of Latvia, monthly reports of monetary financial institutions in Latvia.

* - 1st half 2020

Gross assets of Latvian banking sector

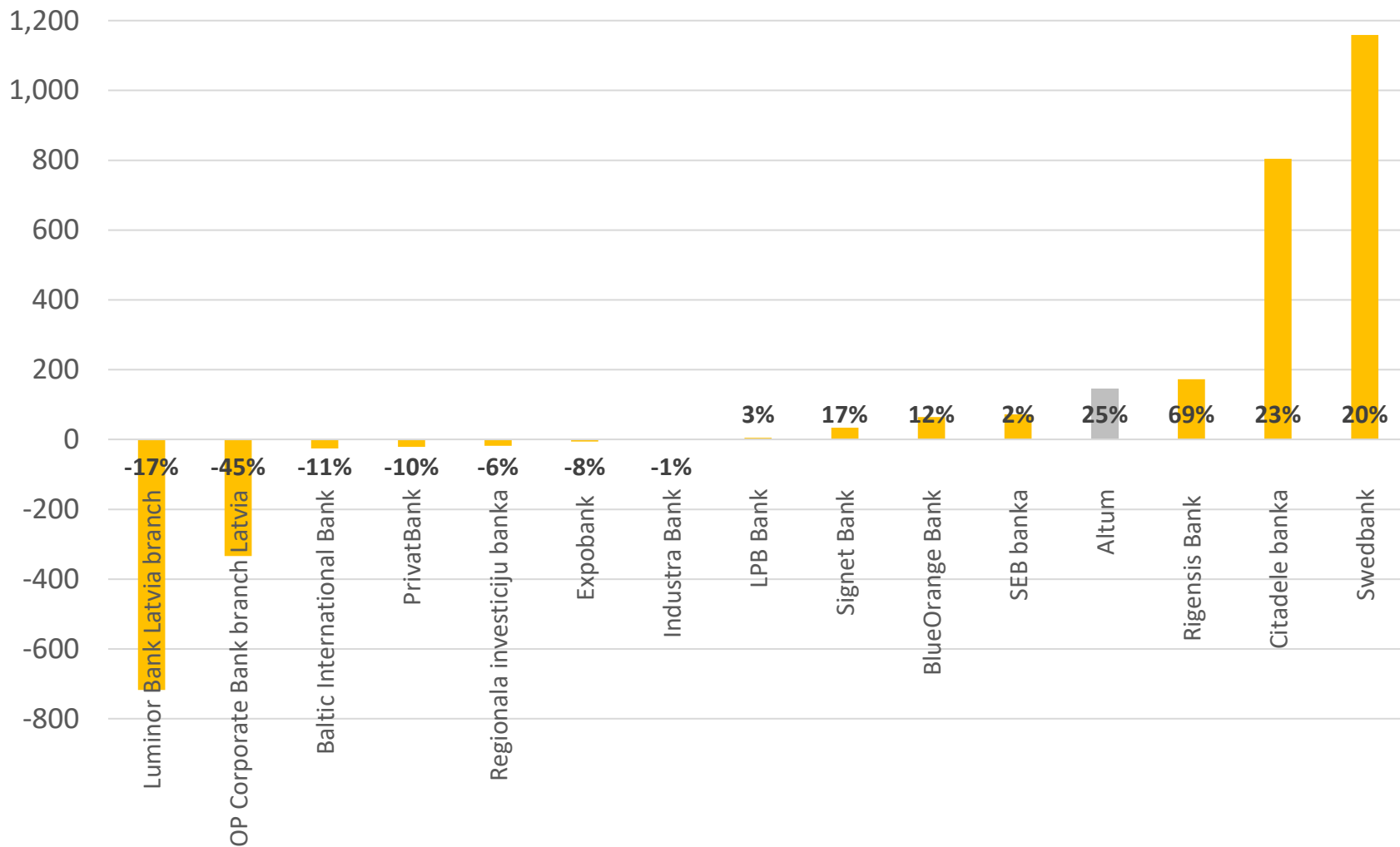
- Total gross assets of Latvian commercial banks were EUR 23.31 billion as of June 30, 2020;
- The value of assets has increased by 6% or 1.35 billion EUR in the 2nd quarter 2020; however, the value has not changed significantly compared to the beginning of 2020;
- Total gross assets increased by 3% or 0.68 billion EUR in the last 12 months period.

Gross assets as of 30.06.2020, MEUR

Name	Value	Change in 2020	
Swedbank	7,052.0	1,159.0	19.7%
Citadele banka	4,316.3	804.3	22.9%
SEB banka	4,040.7	71.9	1.8%
Luminor Bank Latvia branch	3,517.6	-717.3	-16.9%
BlueOrange Bank	619.3	64.5	11.6%
Rigensis Bank	425.1	173.0	68.6%
OP Corporate Bank branch Latvia	404.1	-333.6	-45.2%
Regionala investiciju banka	281.2	-17.9	-6.0%
Signet Bank	231.3	33.7	17.0%
Baltic International Bank	215.4	-25.9	-10.7%
LPB Bank	201.2	5.1	2.6%
Industra Bank	193.9	-1.3	-0.6%
PrivatBank	192.3	-20.7	-9.7%
Expobank	64.2	-5.5	-7.9%
Association member banks	21,754.6	1,189.2	5.8%
Total banking industry	23,313.0	110.1	0.5%
Altum	732.2	144.7	24.6%

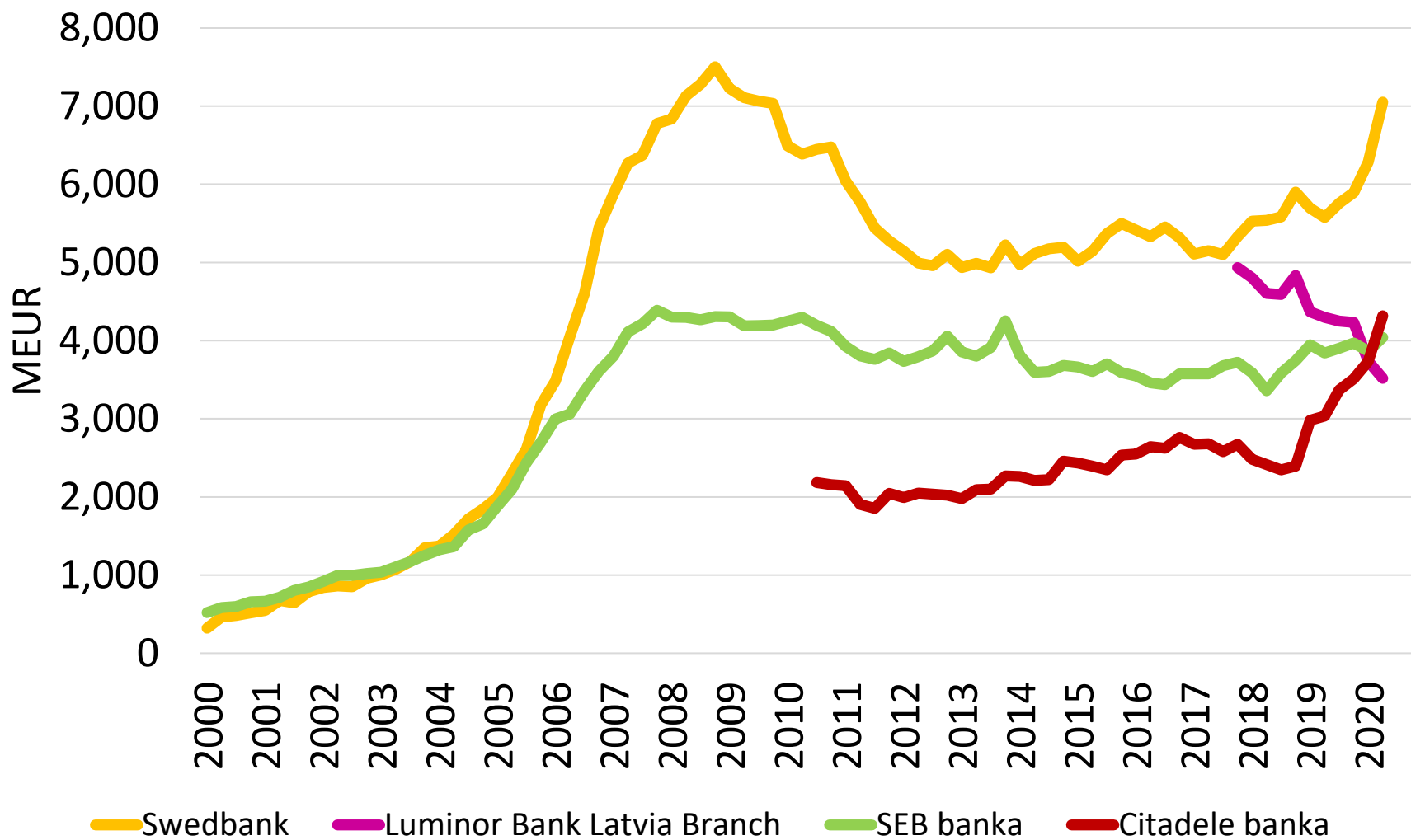
Data source: information from the members of Finance Latvia Association, non-audited data;
 Data source of banking industry: the Bank of Latvia, monthly reports of monetary financial institutions in Latvia.

Change of gross assets 30.06.2020. vs 31.12.2019., MEUR



Data source: information from the members of Finance Latvia Association, non-audited data.

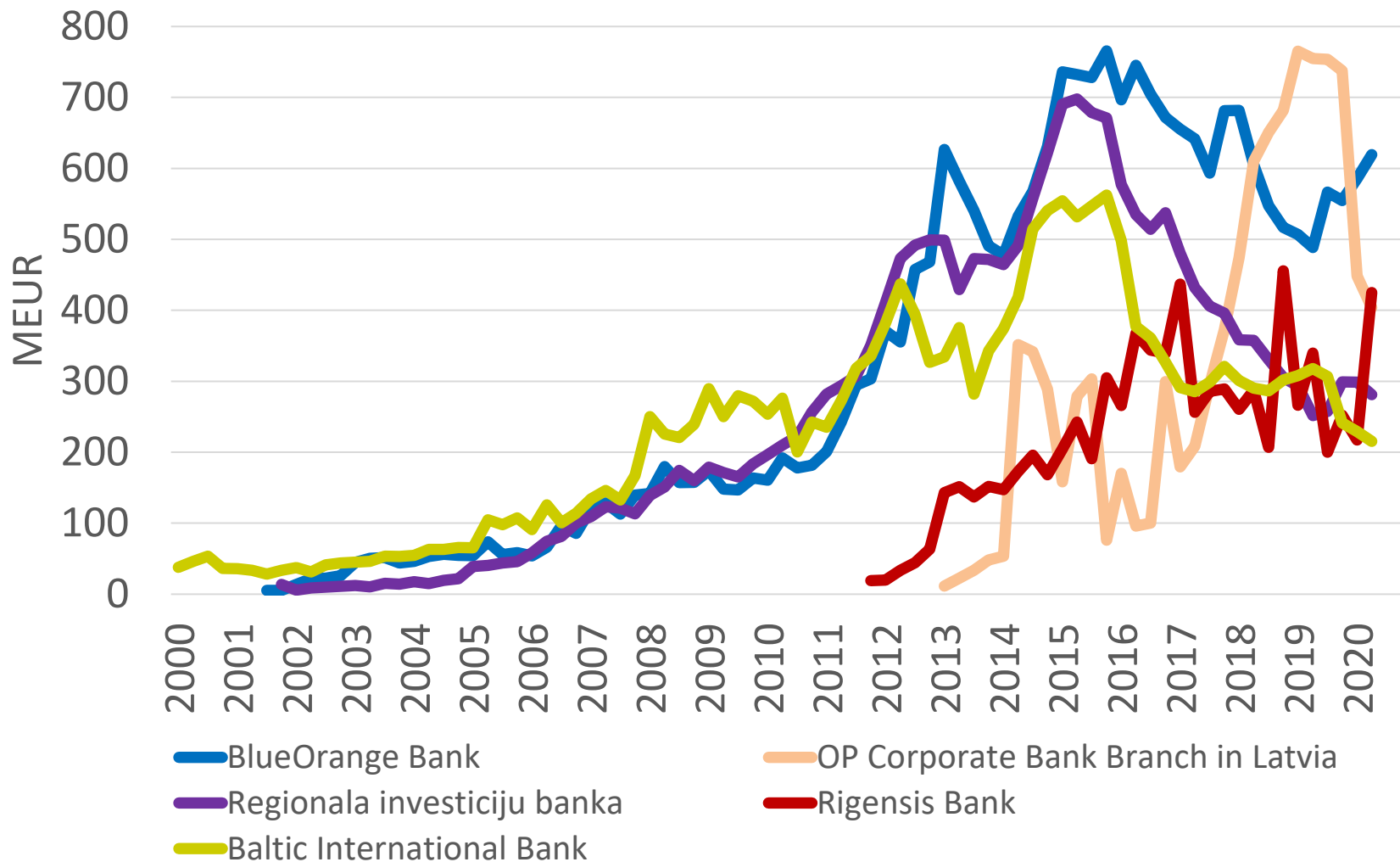
Banks' gross assets 2000-2020* (1)



Data source: information from the members of Finance Latvia Association, non-audited data.

* - 1st half 2020

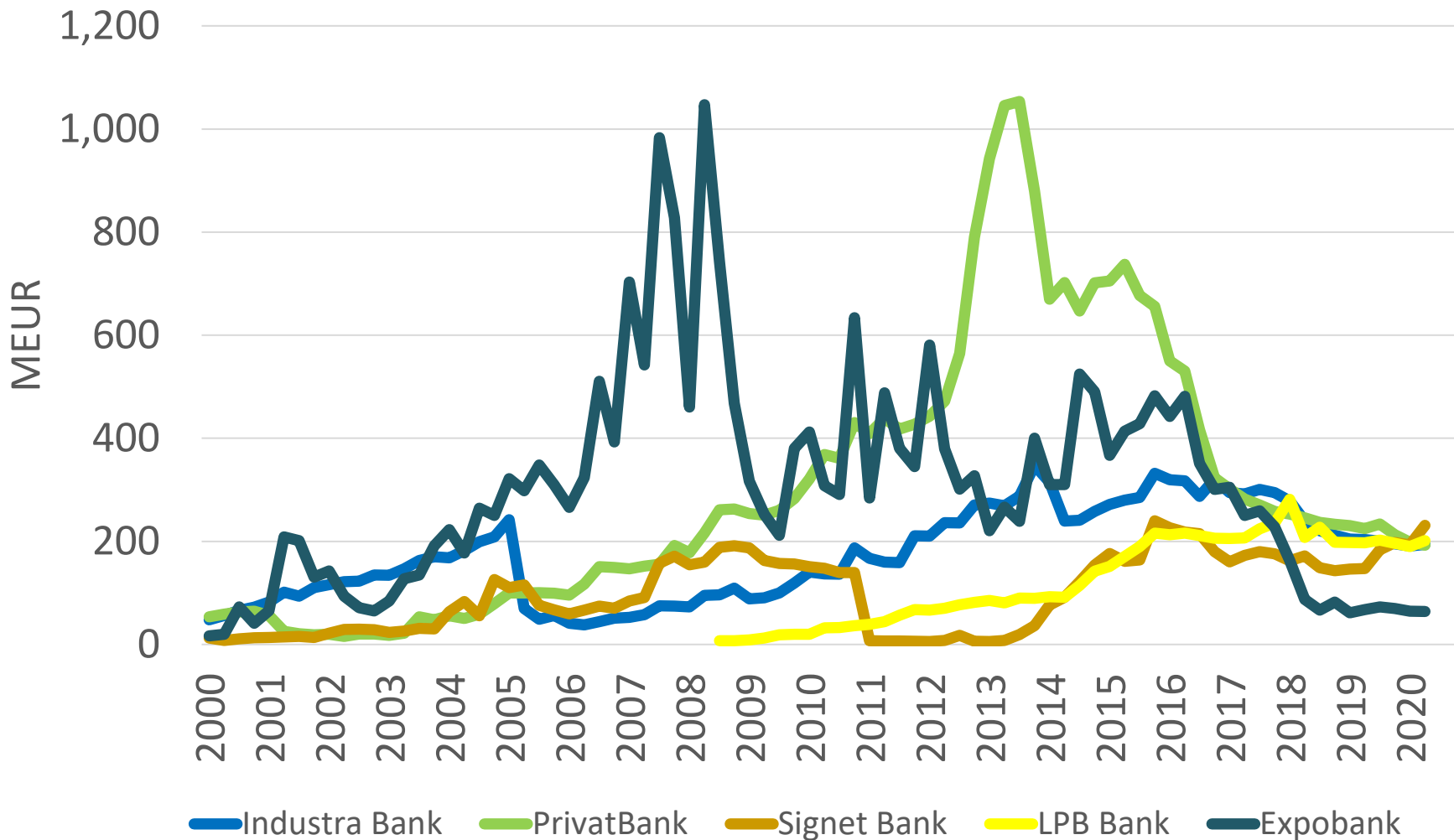
Banks' gross assets 2000-2020* (2)



Data source: information from the members of Finance Latvia Association, non-audited data.

* - 1st half 2020

Banks' gross assets 2000-2020* (3)

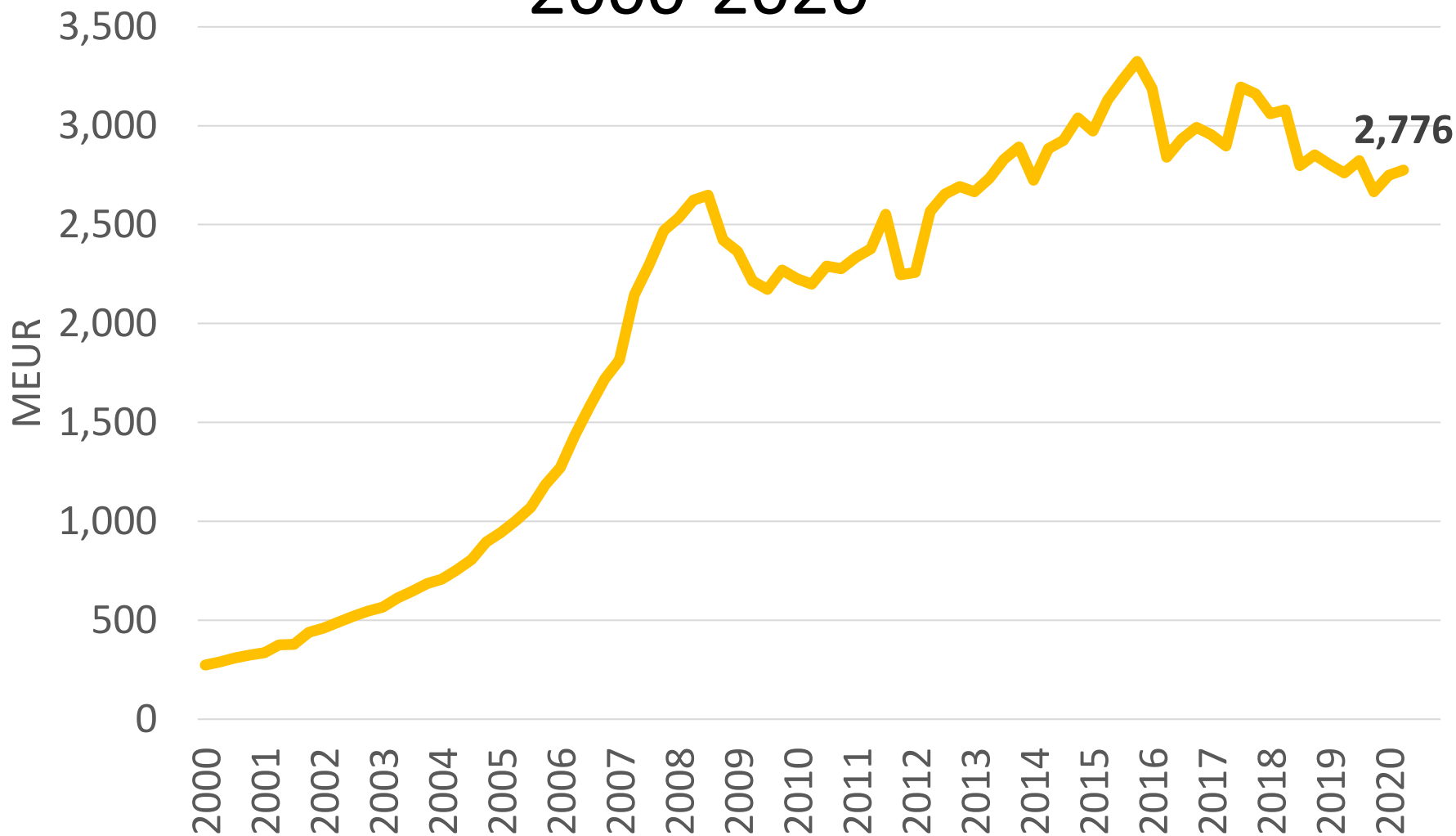


Data source: information from the members of Finance Latvia Association, non-audited data.

* - 1st half 2020

2. CAPITAL

Capital of Latvian banking sector 2000-2020*



Data source: the Bank of Latvia, monthly reports of monetary financial institutions in Latvia.

* - 1st half 2020

Capital of Latvian banking sector

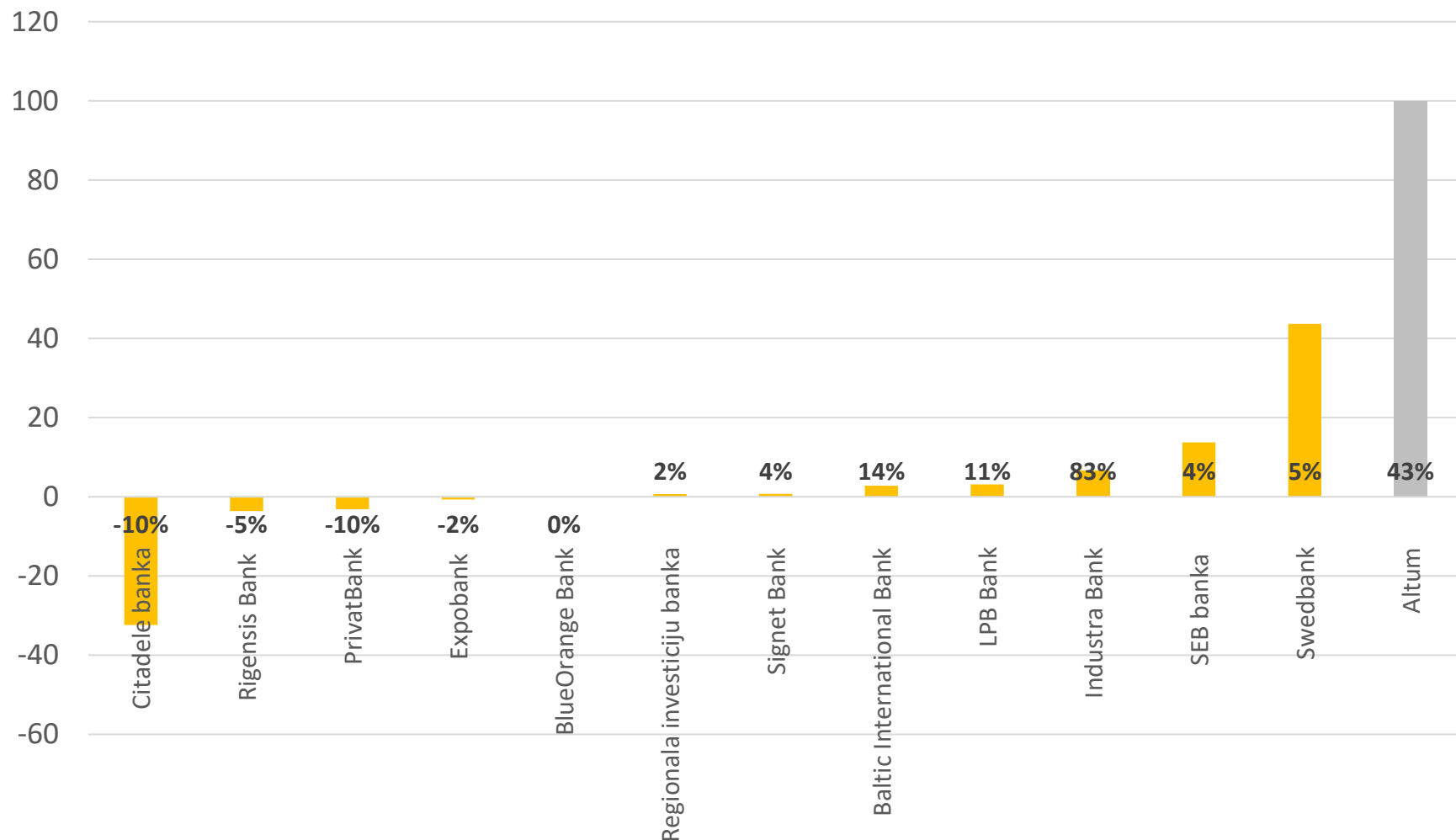
- Total capital of the Latvian banking sector was EUR 2.78 billion as of June 30, 2020;
- Total capital increased by 1% or EUR 0.03 billion in the 2nd quarter 2020;
- Total capital has not changed significantly in the last two years period, it was around EUR 2.7-2.8 billion;
- The largest capital value was reached in 2015, it was EUR 3.33 billion. Since then total capital has decreased by 16% or EUR 0.55 billion.

Banks' capital as of 30.06.2020, MEUR

Name	Value	Change in 2020	
Swedbank	898.8	43.7	5.1%
SEB banka	386.1	13.8	3.7%
Citadele banka	292.1	-32.4	-10.0%
Rigensis Bank	74.1	-3.6	-4.6%
BlueOrange Bank	66.1	0.0	-0.1%
Regionala investiciju banka	36.2	0.7	1.9%
Expobank	35.4	-0.6	-1.8%
LPB Bank	31.0	3.1	11.1%
PrivatBank	28.4	-3.1	-9.8%
Baltic International Bank	23.3	2.8	13.6%
Signet Bank	17.4	0.7	4.5%
Industra Bank	14.5	6.6	82.9%
Luminor Bank Latvia branch	n/a		
OP Corporate Bank branch Latvia	n/a		
Association member banks	1,903.4	31.5	1.7%
Total banking industry	2,776.5	111.0	4.2%
Altum	332.2	100.0	43.1%

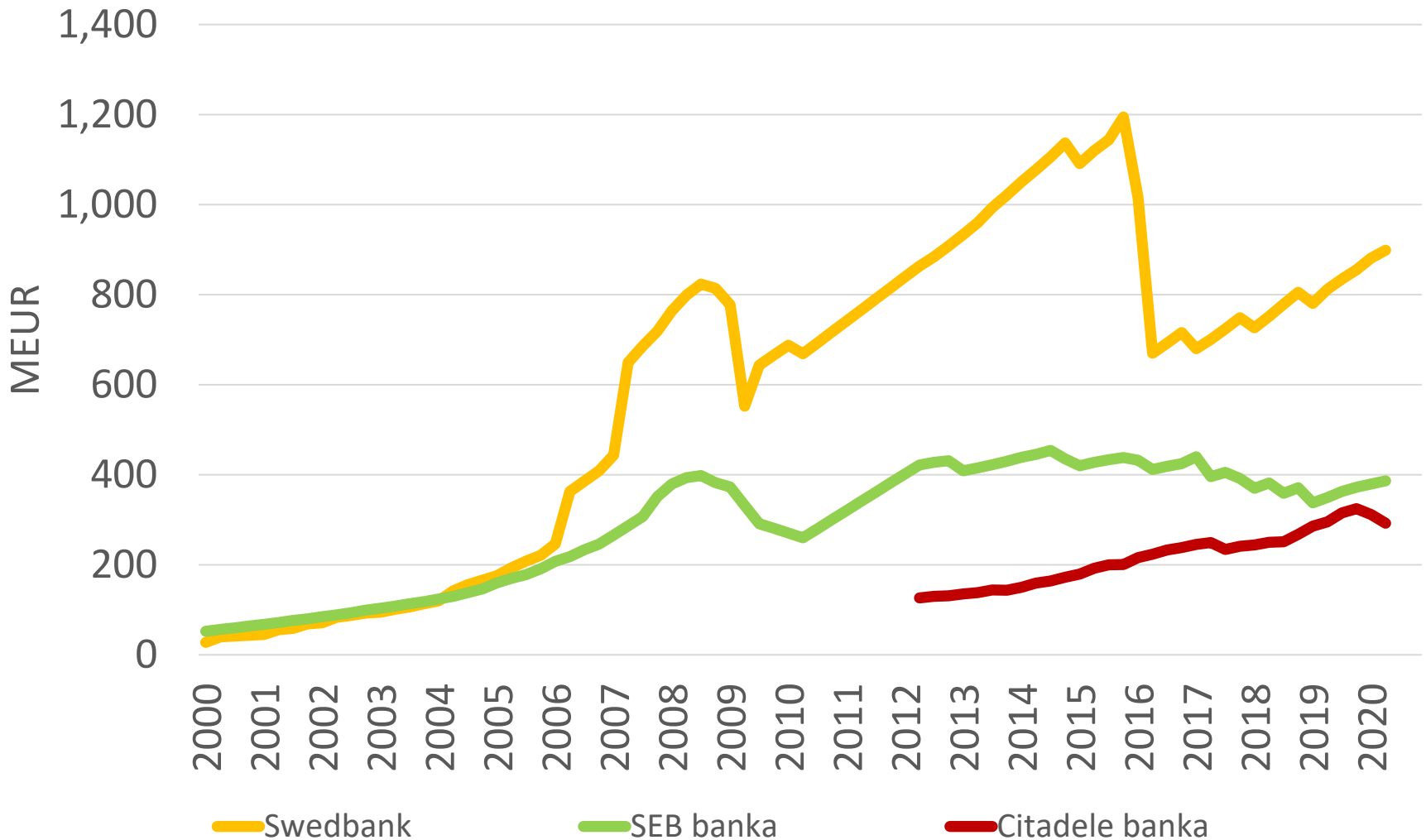
Data source: information from the members of Finance Latvia Association, non-audited data;
 Data source of banking industry: the Bank of Latvia, monthly reports of monetary financial institutions in Latvia.

Change of capital 30.06.2020 vs 31.12.2019, MEUR



Data source: information from the members of Finance Latvia Association, non-audited data.

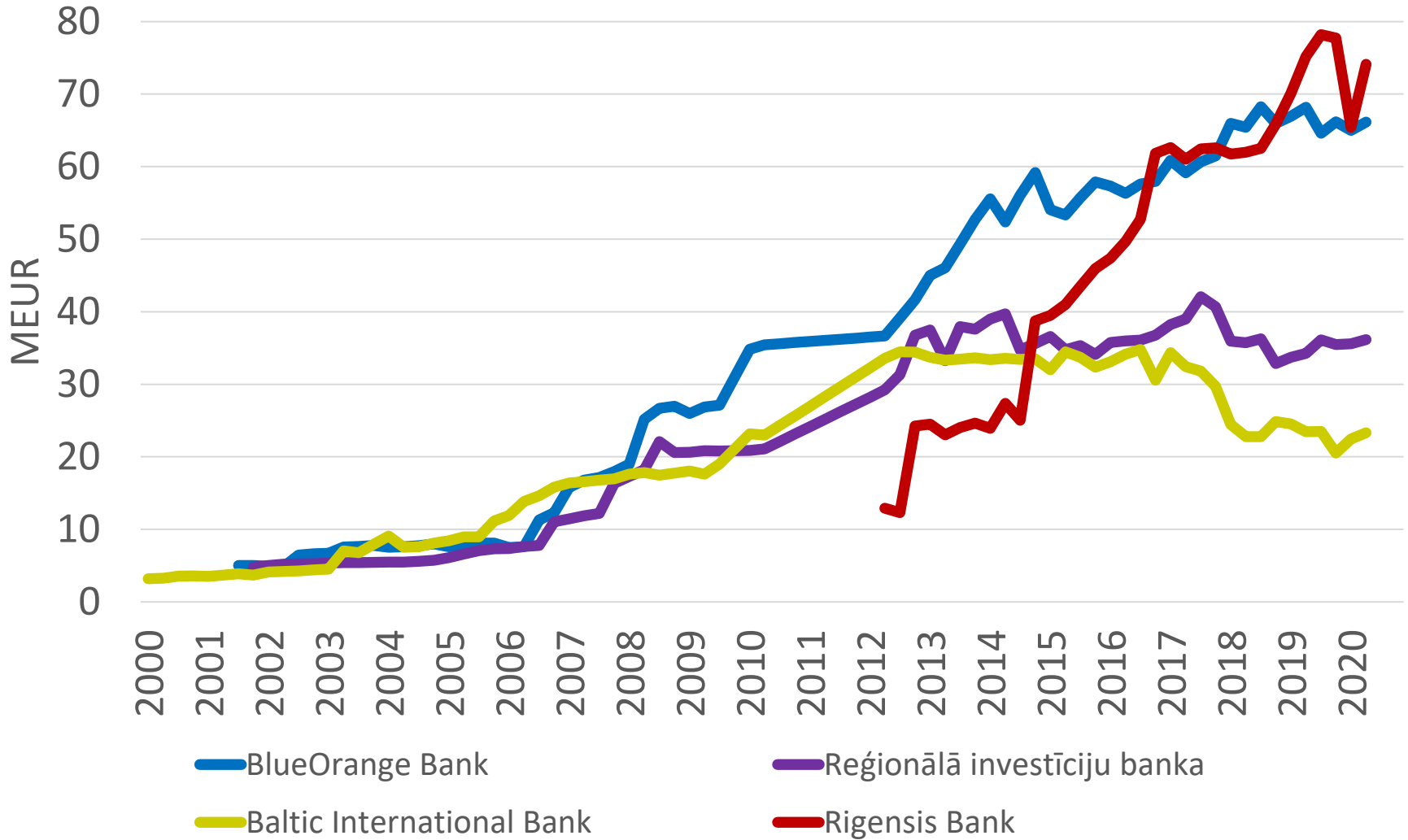
Banks' capital 2000-2020* (1)



Data source: information from the members of Finance Latvia Association, non-audited data.

* - 1st half 2020

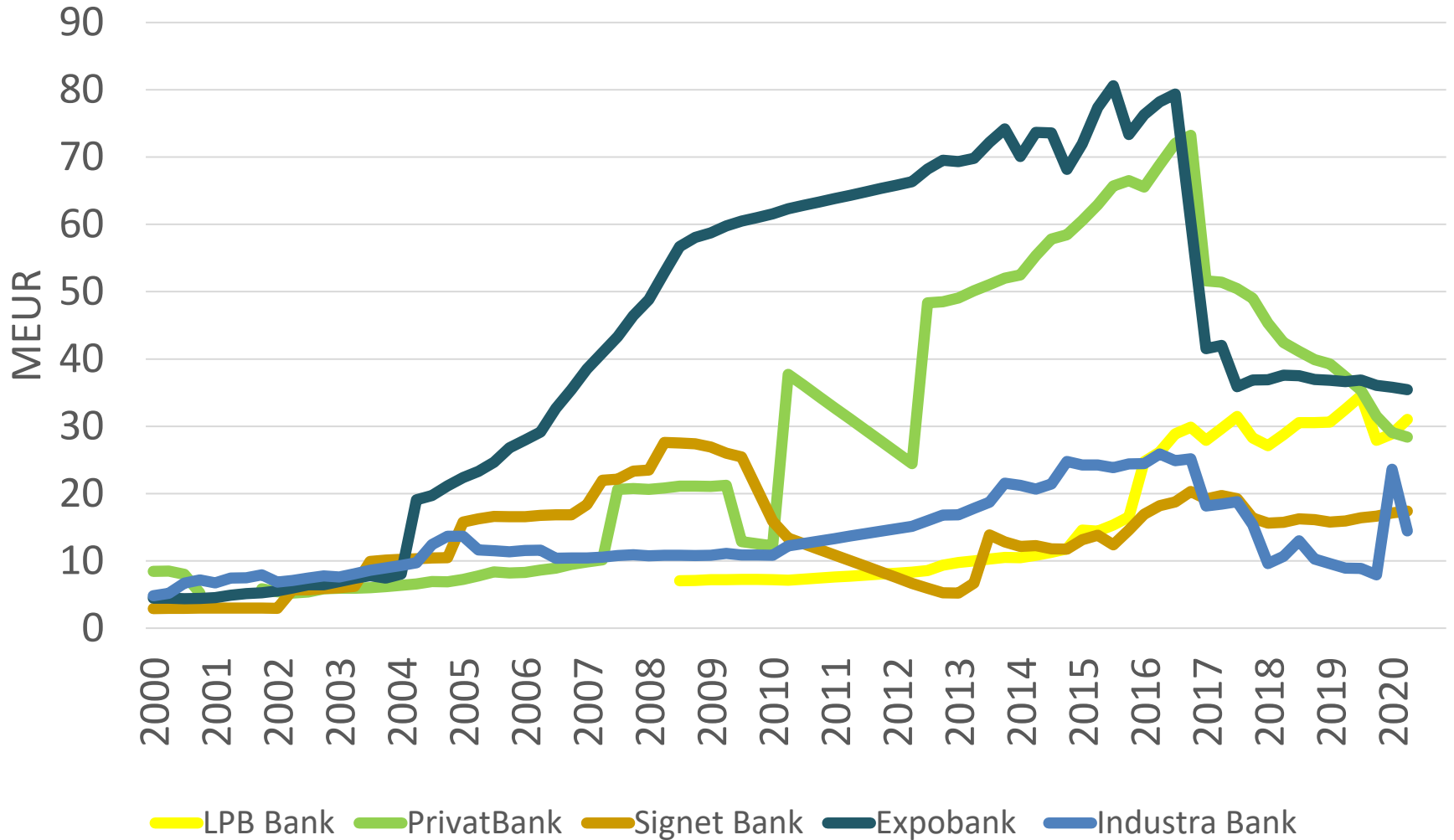
Banks' capital 2000-2020* (2)



Data source: information from the members of Finance Latvia Association, non-audited data.

* - 1st half 2020

Banks' capital 2000-2020* (3)

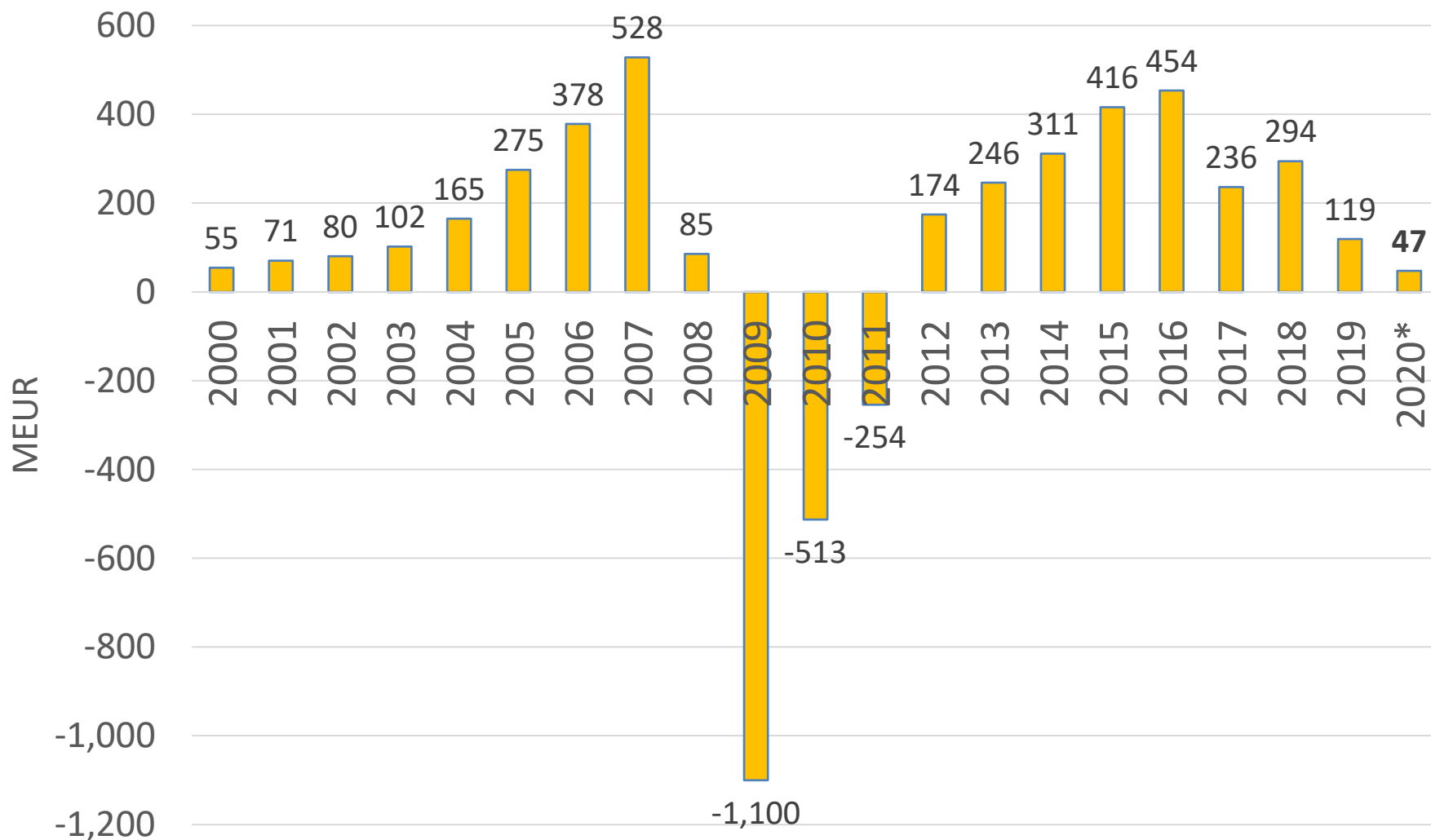


Data source: information from the members of Finance Latvia Association, non-audited data.

* - 1st half 2020

3. PROFIT

Profit of Latvian banking sector 2000-2020*



Data source: the Bank of Latvia, monthly reports of monetary financial institutions in Latvia.

* - 1st half 2020

Profit of Latvian banking sector

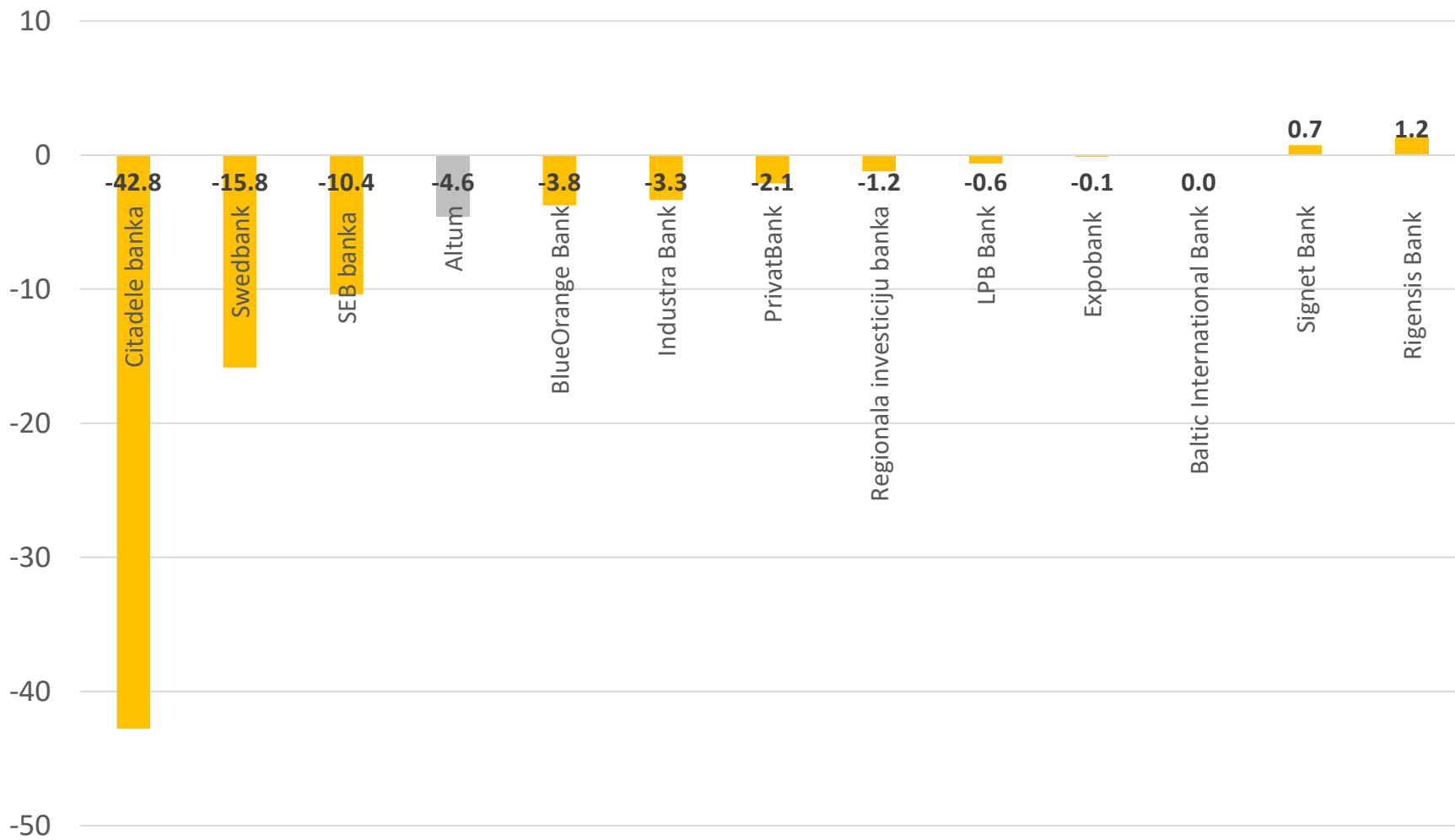
- Total profit of commercial banks in Latvia was EUR 47 million in the 1st half 2020;
- It was by 63% or EUR 80 million smaller compared to the result of the 1st half 2019;
- Latvian banking sector is profitable since 2012;
- Accumulated profit of Latvian banking sector is EUR 516 million since 2008 (economic crisis).

Banks' profit as of 30.06.2020, MEUR

Name	Value	Change vs. 6m 2019	
Swedbank	44.3	-15.8	-26.4%
SEB banka	13.6	-10.4	-43.4%
Rigensis Bank	3.8	1.2	48.8%
LPB Bank	2.5	-0.6	-20.6%
Signet Bank	0.9	0.7	457.3%
Regionala investiciju banka	0.7	-1.2	-62.5%
BlueOrange Bank	0.6	-3.8	-87.1%
Baltic International Bank	0.3	0.0	-7.3%
Expobank	-0.7	-0.1	22.3%
PrivatBank	-2.8	-2.1	301.1%
Industra Bank	-2.9	-3.3	-717.0%
Citadele banka	-30.3	-42.8	-343.5%
Luminor Bank Latvia branch	n/a		
OP Corporate Bank branch Latvia	n/a		
Association member banks	29.9	-78.3	-72.4%
Total banking industry	47.3	-79.9	-62.8%
Altum	0.7	-4.6	-86.1%

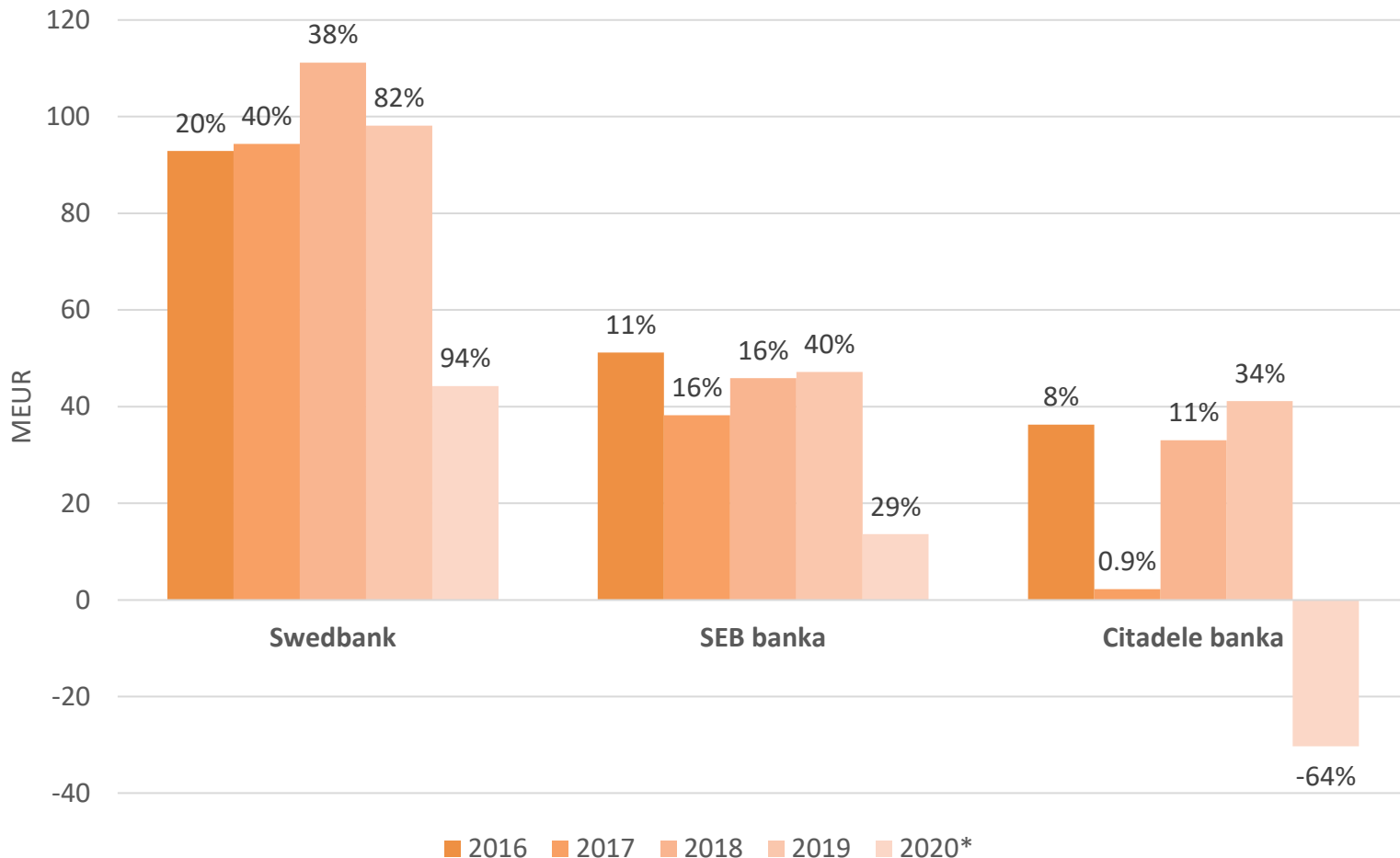
Data source: information from the members of Finance Latvia Association, non-audited data;
 Data source of banking industry: the Bank of Latvia, monthly reports of monetary financial institutions in Latvia.

Change of profit 1H 2020 vs 1H 2019, MEUR



Data source: information from the members of Finance Latvia Association, non-audited data.

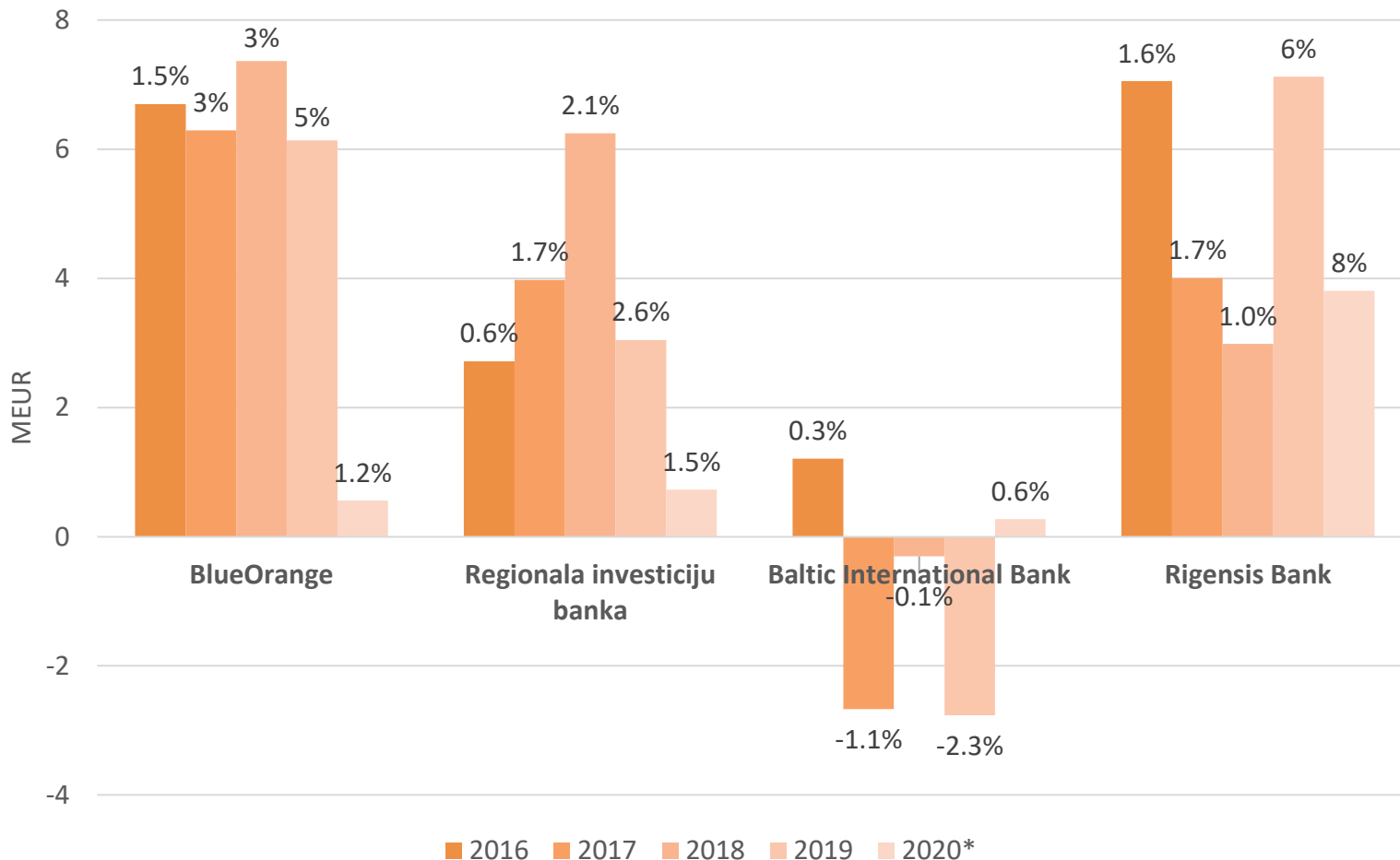
Banks' profit 2016-2020*, MEUR un % from total profit of Latvian banking sector (1)



Data source: information from the members of Finance Latvia Association, non-audited data.

* - 1st half 2020

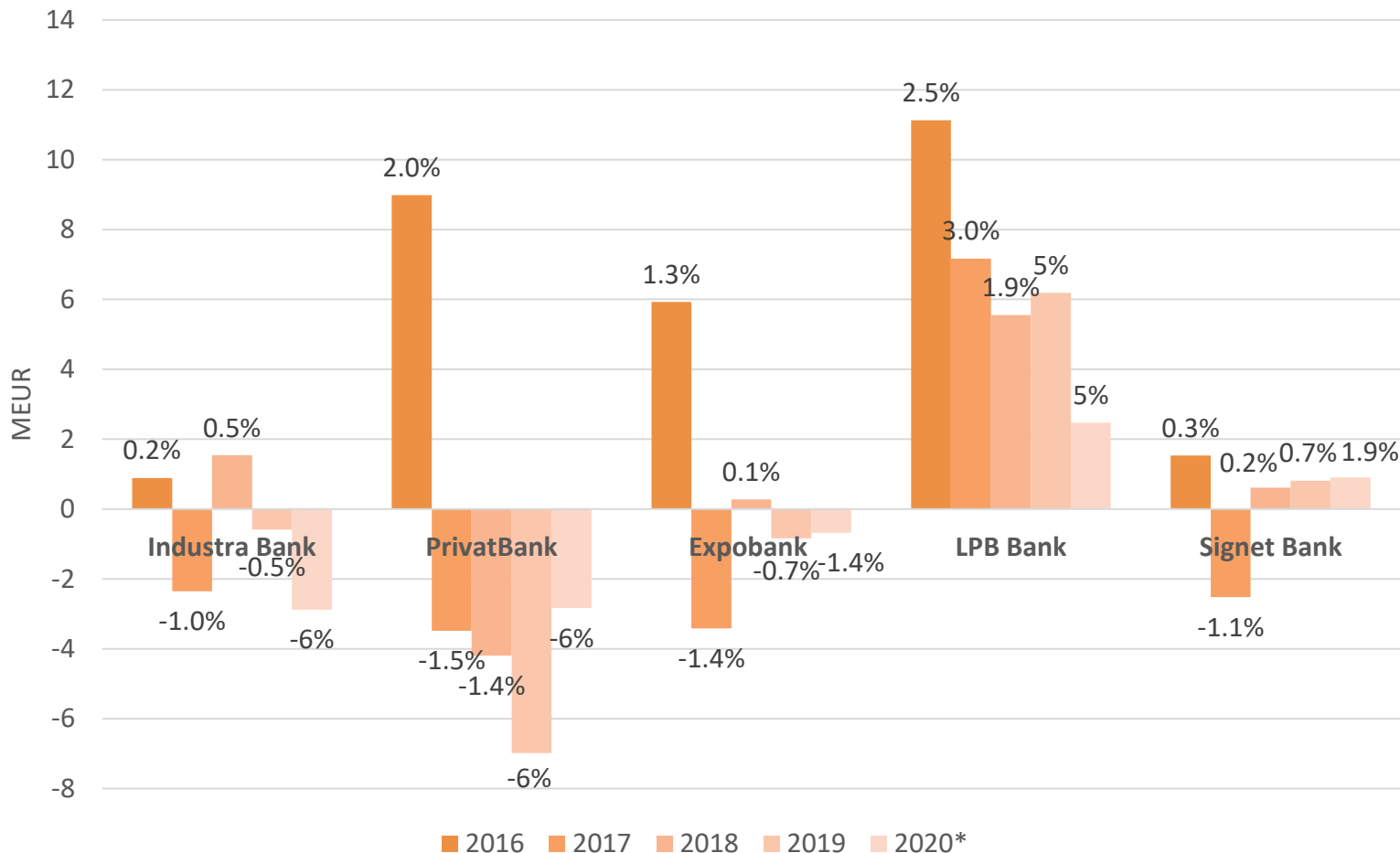
Banks' profit 2016-2020*, MEUR un % from total profit of Latvian banking sector (2)



Data source: information from the members of Finance Latvia Association, non-audited data.

* - 1st half 2020

Banks' profit 2016-2020*, MEUR un % from total profit of Latvian banking sector (3)

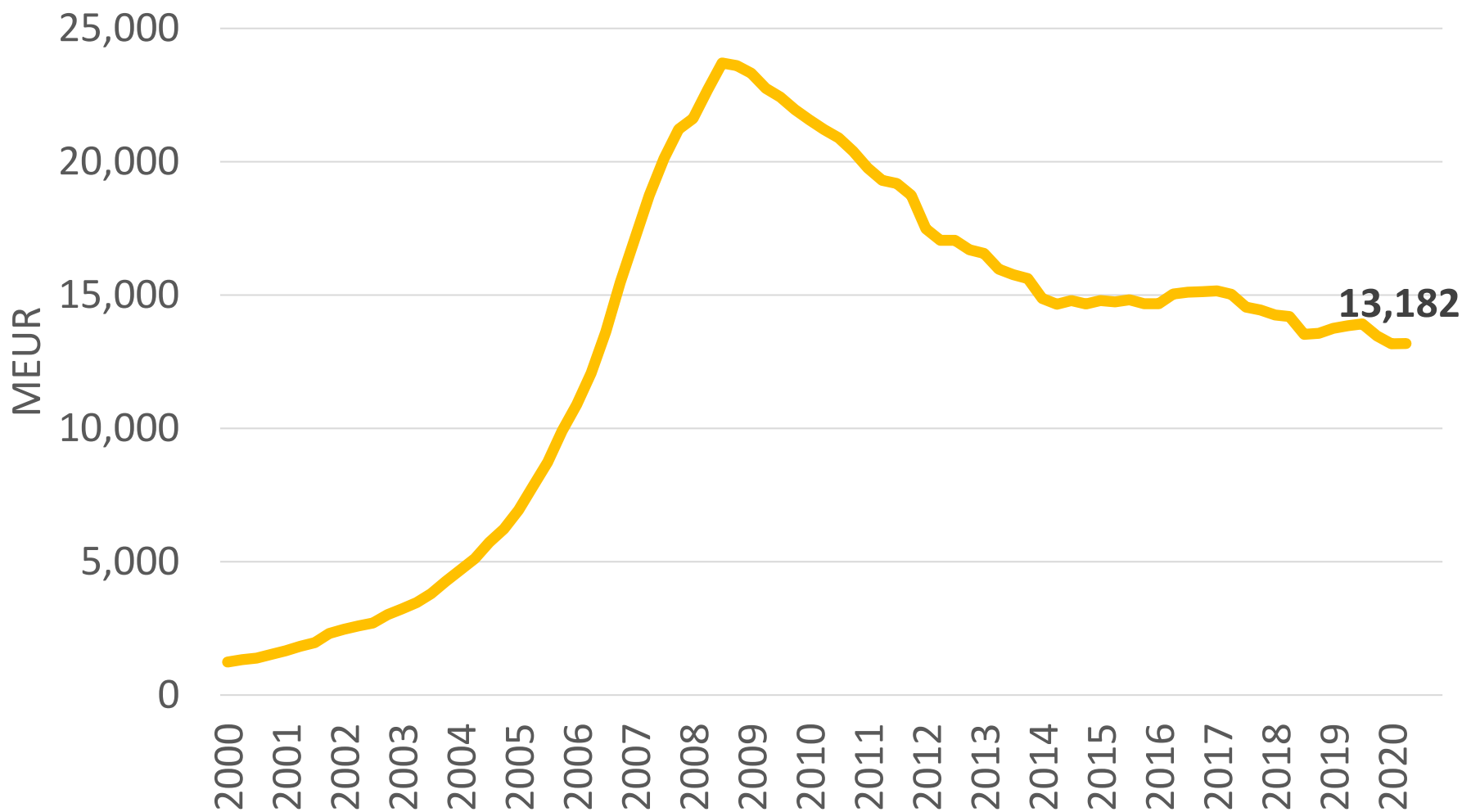


Data source: information from the members of Finance Latvia Association, non-audited data.

* - 1st half 2020

4. ISSUED LOANS

Portfolio of issued loans at Latvian banking sector 2000-2020*



Data source: the Bank of Latvia, monthly reports of monetary financial institutions in Latvia.

* - 1st half 2020

Loans at Latvian banking sector

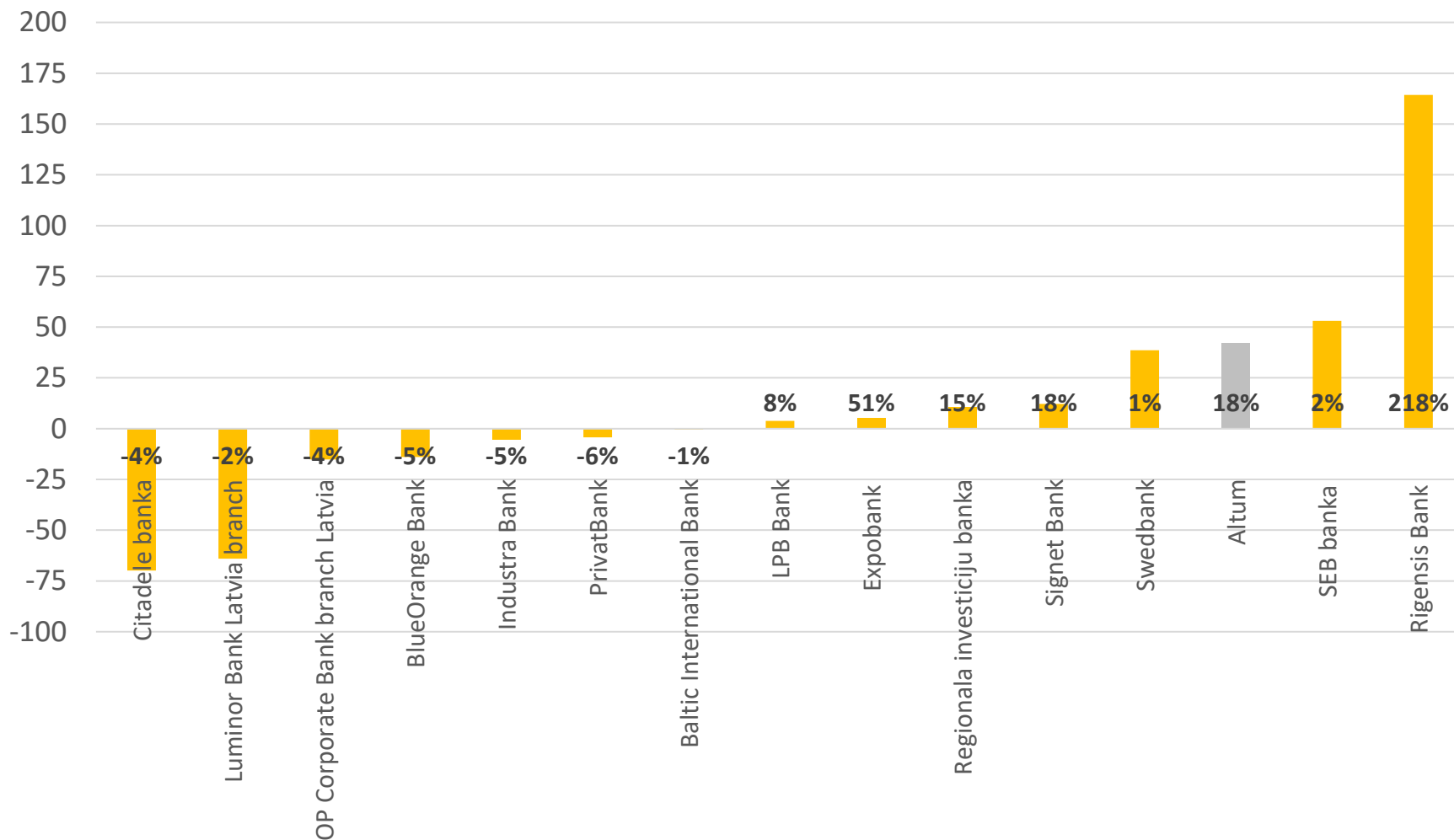
- The portfolio of issued loans by Latvian banking sector was EUR 13.18 billion as of June 30, 2020;
- Total loan portfolio has not changed significantly in the 2nd quarter 2020;
- The portfolio decreased by 5% or EUR 0.67 billion in the last 12 months period;
- Total loan portfolio is around EUR 13.0-14.0 billion in the last two years period.

Banks' issued loans as of 30.06.2020, MEUR

Name	Value	Change in 2020	
Swedbank	3,570.6	38.6	1.1%
SEB banka	3,096.0	53.0	1.7%
Luminor Bank Latvia branch	2,896.9	-64.1	-2.2%
Citadele banka	1,575.3	-69.9	-4.3%
OP Corporate Bank branch Latvia	398.5	-15.2	-3.7%
BlueOrange Bank	243.1	-14.0	-5.4%
Rigensis Bank	239.8	164.3	217.8%
Industra Bank	94.6	-5.5	-5.5%
Regionala investiciju banka	81.3	10.5	14.9%
Signet Bank	78.2	12.2	18.5%
PrivatBank	61.8	-4.2	-6.4%
LPB Bank	54.3	3.8	7.6%
Baltic International Bank	43.5	-0.5	-1.1%
Expobank	15.8	5.3	50.5%
Association member banks	12,449.9	114.5	0.9%
Total banking industry	13,182.1	-289.8	-2.2%
Altum	282.1	42.2	17.6%

Data source: information from the members of Finance Latvia Association, non-audited data;
Data source of banking industry: the Bank of Latvia, monthly reports of monetary financial institutions in Latvia.

Change of loans portfolio 30.06.2020 vs 31.12.2019, MEUR



Data source: information from the members of Finance Latvia Association, non-audited data.

Breakdown of loans as of 30.06.2020, MEUR

Name	Loans	Private persons		Companies
		Total	incl. property loans to residents	
Swedbank	3,570.6	1,839.0	1,636.2	1,662.6
SEB banka	3,096.0	1,019.8	860.7	1,981.0
Luminor Bank Latvia branch	2,896.9	1,513.2	1,388.7	1,375.9
Citadele banka	1,575.3	661.7	249.6	899.3
OP Corporate Bank branch Latvia	398.5	0.0	0.0	383.6
BlueOrange Bank	243.1	13.9	6.4	229.3
Rigensis Bank	239.8	6.5	0.6	233.3
Industra Bank	94.6	7.2	3.6	87.4
Regionala investiciju banka	81.3	3.2	0.0	78.1
Signet Bank	78.2	18.8	2.5	59.5
PrivatBank	61.8	31.4	15.0	30.4
LPB Bank	54.3	7.9	2.7	46.4
Baltic International Bank	43.5	9.4	1.3	34.1
Expobank	12.0	0.0	0.0	12.0
Association member banks	12,449.9	5,132.1	4,167.3	7,116.7
Total banking industry	13,182.1	5,295.3	4,183.7	7,685.7
Altum	282.1	28.0	5.8	254.2

Data source: information from the members of Finance Latvia Association, non-audited data;

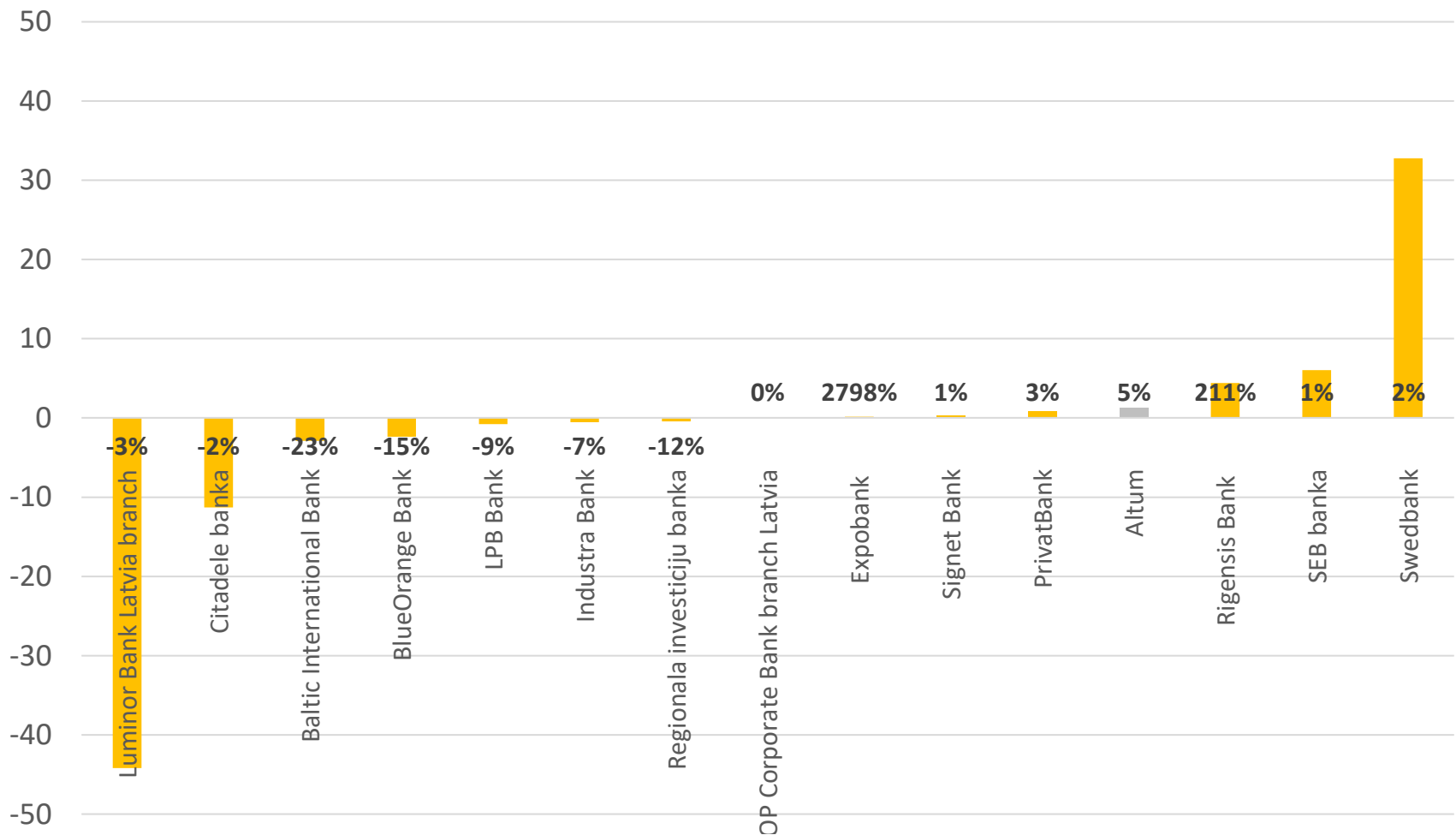
Data source of banking industry: the Bank of Latvia, monthly reports of monetary financial institutions in Latvia.

Loans to private persons as of 30.06.2020, MEUR

Name	Value	Change in 2020	
Swedbank	1,839.0	32.8	1.8%
Luminor Bank Latvia branch	1,513.2	-44.2	-2.8%
SEB banka	1,019.8	6.0	0.6%
Citadele banka	661.7	-11.3	-1.7%
PrivatBank	31.4	0.8	2.8%
Signet Bank	18.8	0.3	1.5%
BlueOrange Bank	13.9	-2.4	-14.7%
Baltic International Bank	9.4	-2.9	-23.4%
LPB Bank	7.9	-0.8	-8.9%
Industra Bank	7.2	-0.5	-7.0%
Rigensis Bank	6.5	4.4	211.2%
Regionala investiciju banka	3.2	-0.4	-12.4%
Expobank	0.2	0.1	2,798.4%
OP Corporate Bank branch Latvia	0.0	0.0	0.0%
Association member banks	5,132.1	-18.0	-0.4%
Total banking industry	5,295.3	-54.2	-1.0%
Altum	28.0	1.2	4.5%

Data source: information from the members of Finance Latvia Association, non-audited data;
Data source of banking industry: the Bank of Latvia, monthly reports of monetary financial institutions in Latvia.

Change of loans to private persons 30.06.2020 vs 31.12.2019, MEUR

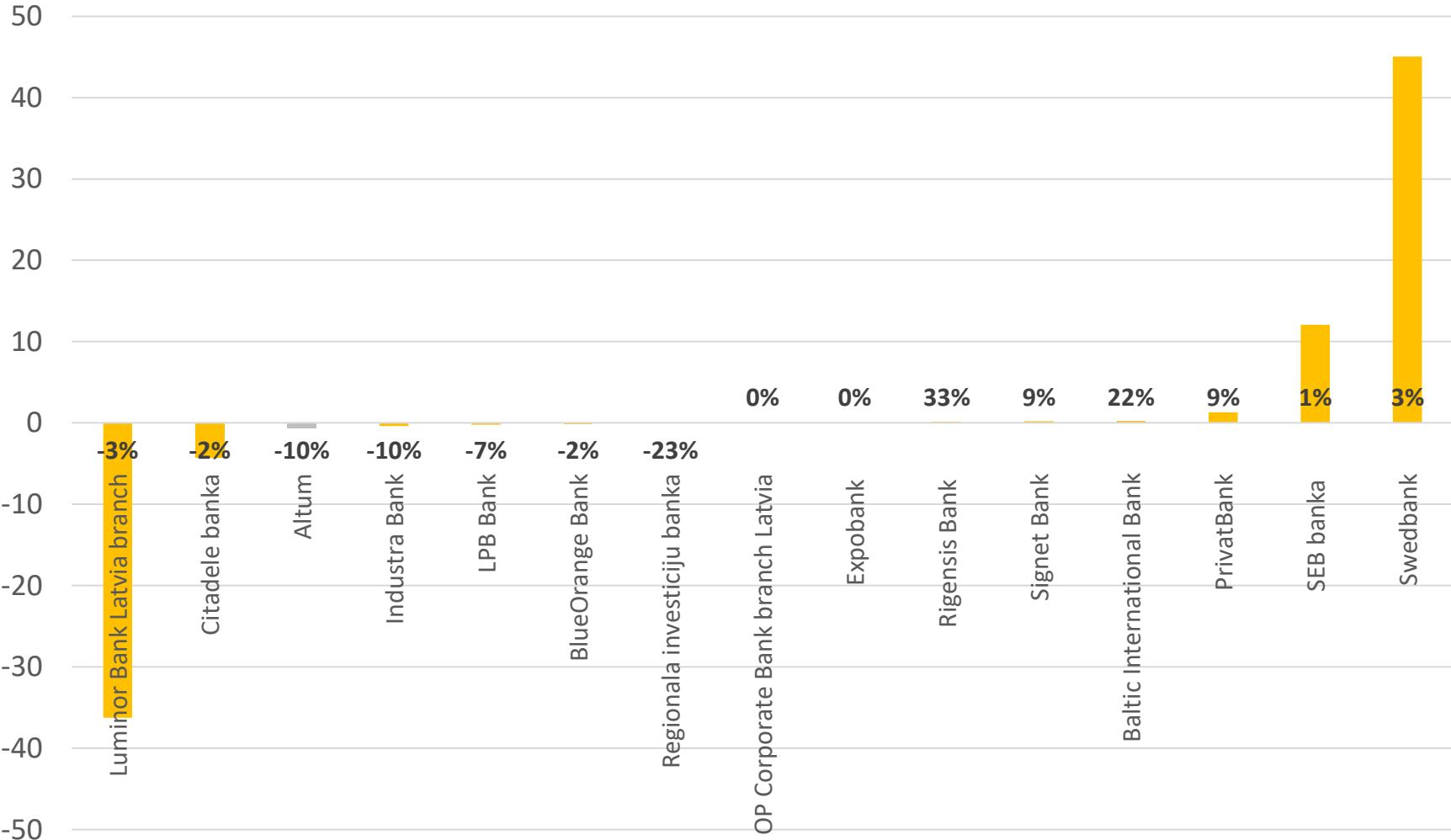


Property loans to residents as of 30.06.2020, MEUR

Name	Value	Change in 2020	
Swedbank	1,636.2	45.0	2.8%
Luminor Bank Latvia branch	1,388.7	-36.2	-2.5%
SEB banka	860.7	12.1	1.4%
Citadele banka	249.6	-4.3	-1.7%
PrivatBank	15.0	1.3	9.4%
BlueOrange Bank	6.4	-0.1	-2.3%
Industra Bank	3.6	-0.4	-9.8%
LPB Bank	2.7	-0.2	-7.2%
Signet Bank	2.5	0.2	8.6%
Baltic International Bank	1.3	0.2	21.9%
Rigensis Bank	0.6	0.1	33.4%
Regionala investiciju banka	0.0	0.0	-23.2%
Expobank	0.0	0.0	0.0%
OP Corporate Bank branch Latvia	0.0	0.0	0.0%
Association member banks	4,167.3	17.7	0.4%
Total banking industry	4,183.7	26.3	0.6%
Altum	5.8	-0.6	-9.7%

Data source: information from the members of Finance Latvia Association, non-audited data;
Data source of banking industry: the Bank of Latvia, monthly reports of monetary financial institutions in Latvia.

Change of property loans to residents 30.06.2020 vs 31.12.2019, MEUR



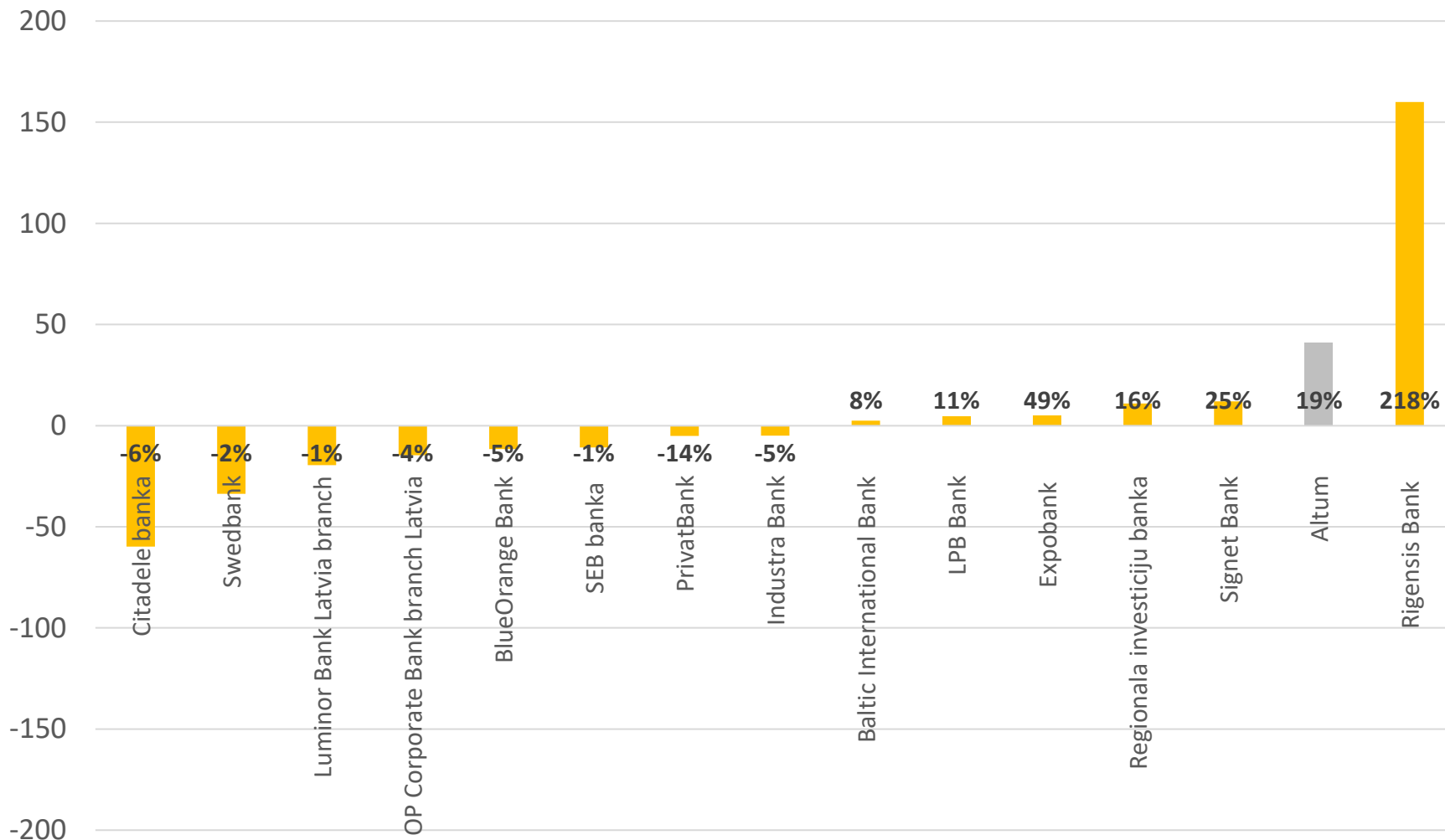
Data source: information from the members of Finance Latvia Association, non-audited data.

Loans to companies as of 30.06.2020, MEUR

Name	Value	Change in 2020	
SEB banka	1,981.0	-10.8	-0.5%
Swedbank	1,662.6	-33.7	-2.0%
Luminor Bank Latvia branch	1,375.9	-19.5	-1.4%
Citadele banka	899.3	-59.9	-6.2%
OP Corporate Bank branch Latvia	383.6	-14.6	-3.7%
Rigensis Bank	233.3	160.0	217.9%
BlueOrange Bank	229.3	-11.6	-4.8%
Industra Bank	87.4	-4.9	-5.4%
Regionala investiciju banka	78.1	11.0	16.3%
Signet Bank	59.5	11.9	25.1%
LPB Bank	46.4	4.6	11.0%
Baltic International Bank	34.1	2.4	7.6%
PrivatBank	30.4	-5.1	-14.3%
Expobank	15.7	5.2	49.2%
Association member banks	7,116.7	35.0	0.5%
Total banking industry	7,685.7	-333.1	-4.2%
Altum	254.2	41.0	19.2%

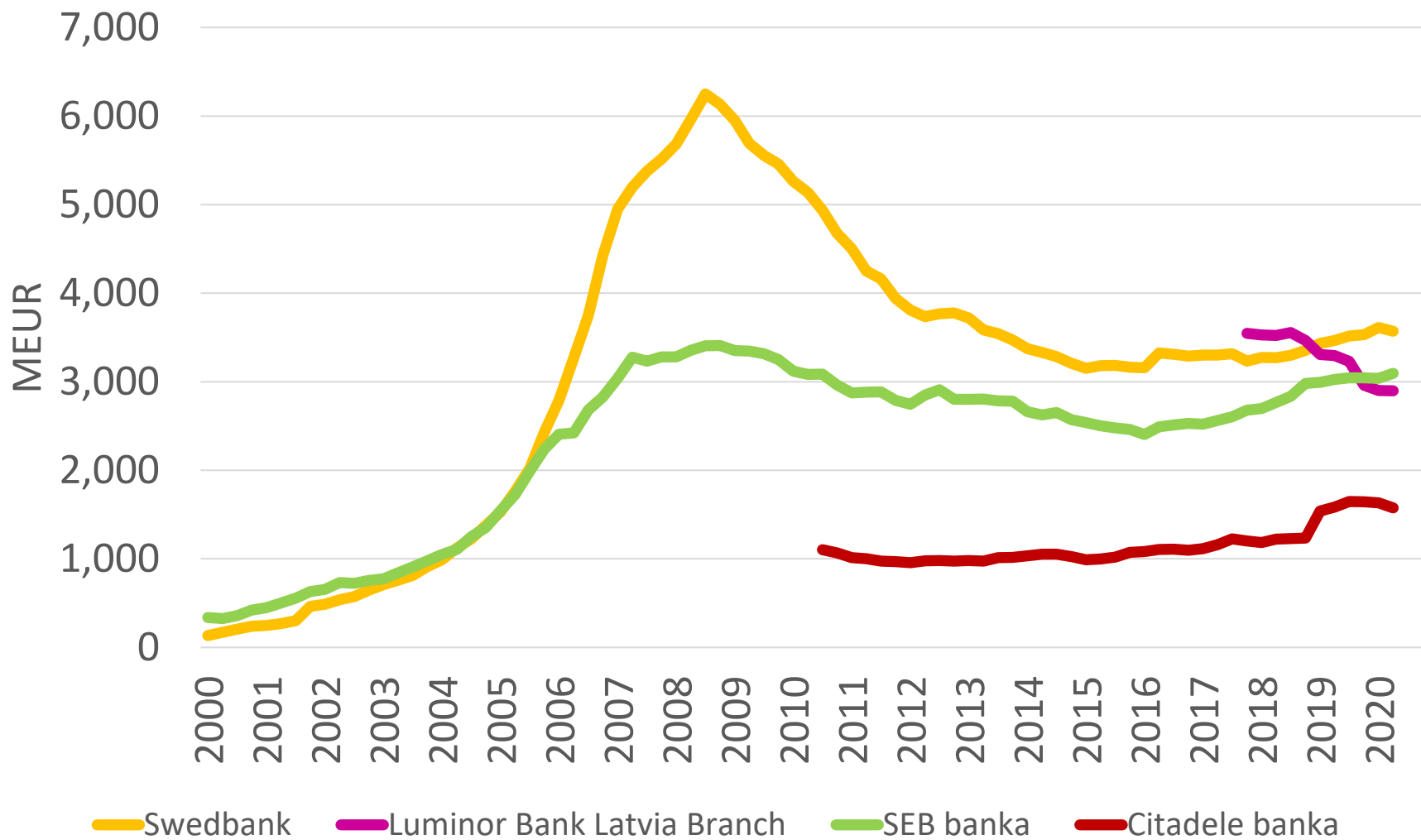
Data source: information from the members of Finance Latvia Association, non-audited data;
Data source of banking industry: the Bank of Latvia, monthly reports of monetary financial institutions in Latvia.

Change of loans to companies 30.06.2020 vs 31.12.2019, MEUR



Data source: information from the members of Finance Latvia Association, non-audited data.

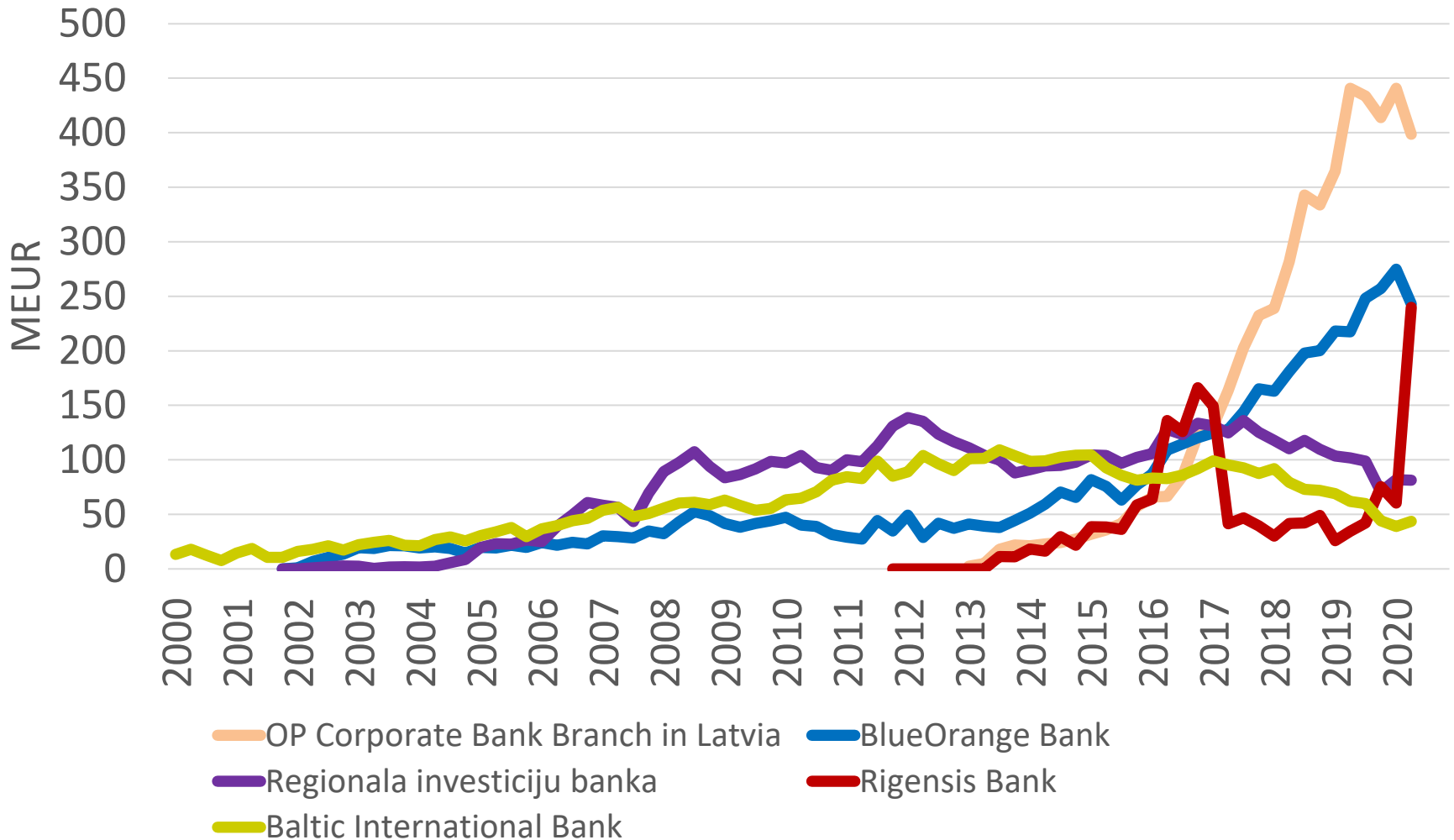
Banks' issued loans 2000-2020* (1)



Data source: information from the members of Finance Latvia Association, non-audited data.

* - 1st half 2020

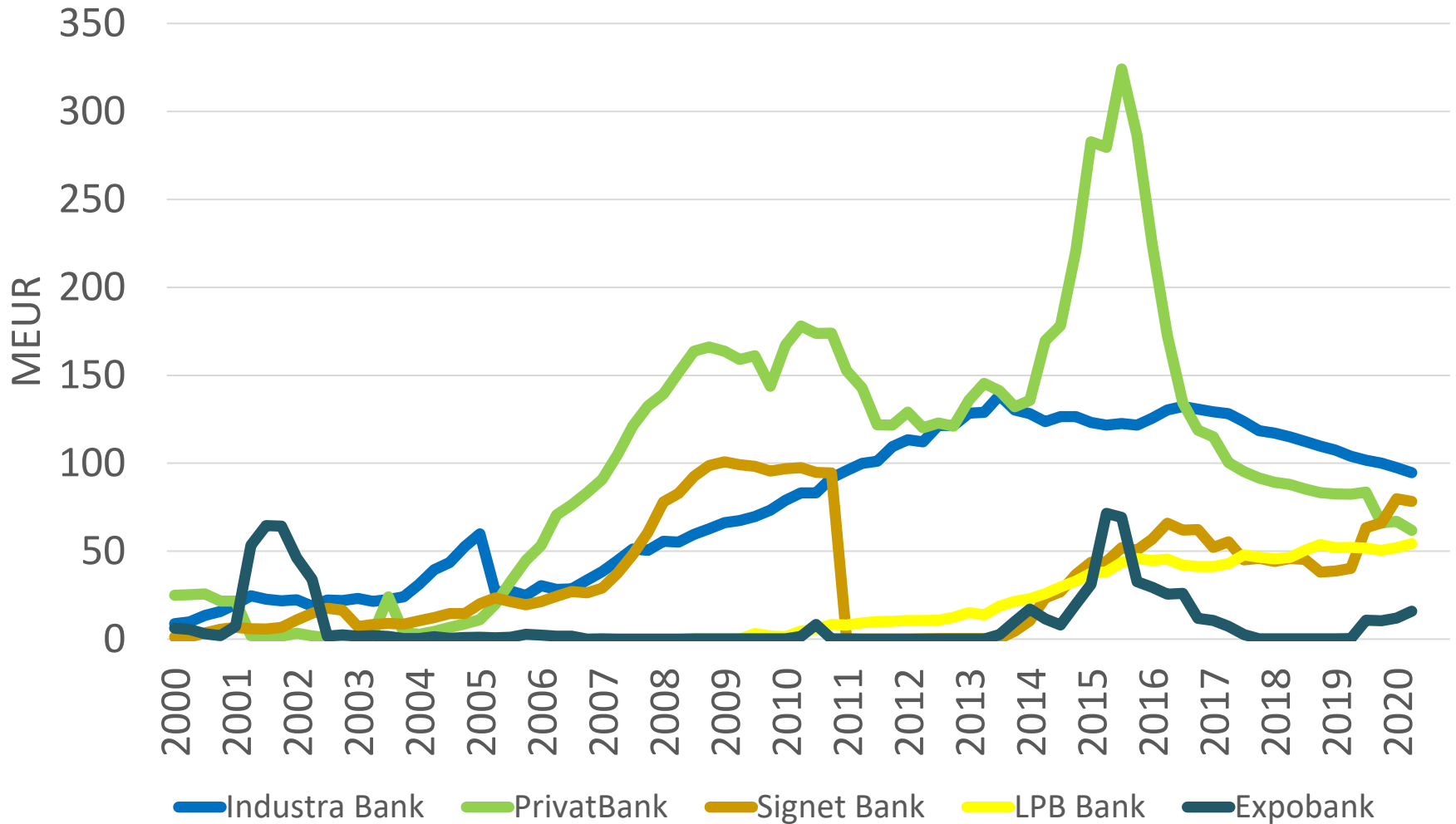
Banks' issued loans 2000-2020* (2)



Data source: information from the members of Finance Latvia Association, non-audited data.

* - 1st half 2020

Banks' issued loans 2000-2020* (3)

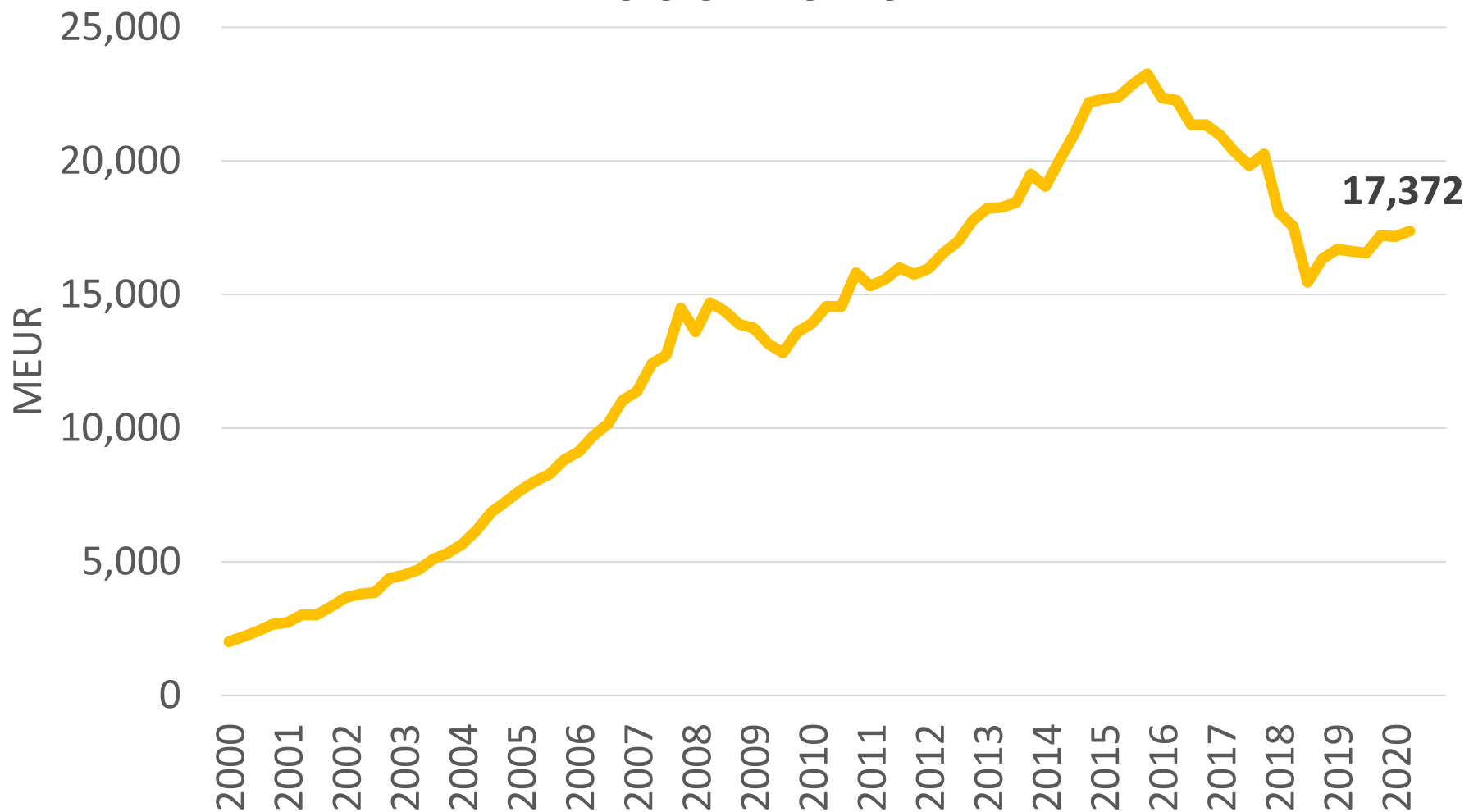


Data source: information from the members of Finance Latvia Association, non-audited data.

* - 1st half 2020

5. DEPOSITS

Deposits at Latvian banking sector 2000-2020*



Data source: the Bank of Latvia, monthly reports of monetary financial institutions in Latvia.

* - 1st half 2020

Deposits at Latvian banking sector

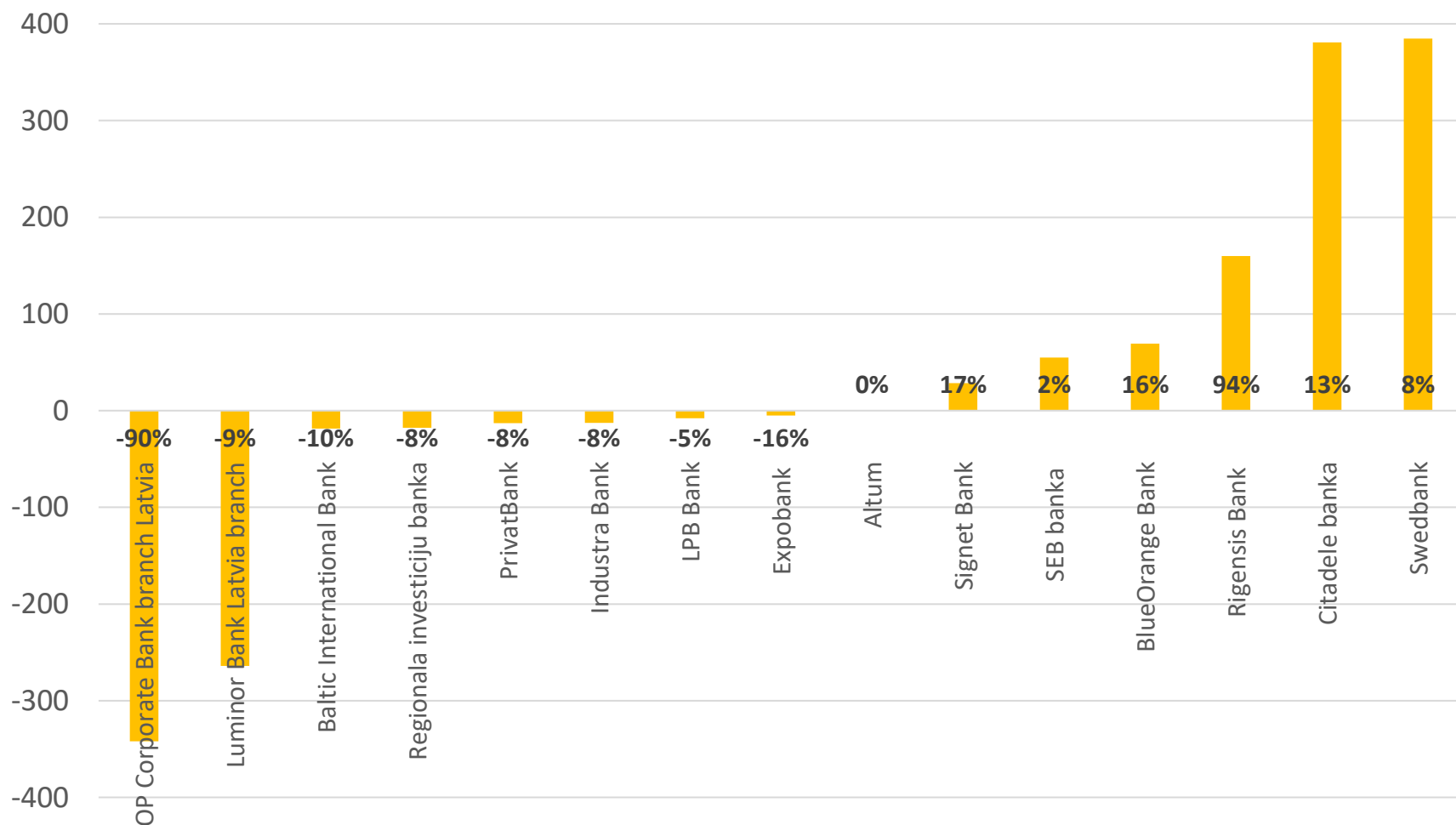
- Total deposits at Latvian banking sector were EUR 17.37 billion as of June 30, 2020;
- The total portfolio of deposits increased by 1% or EUR 0.20 billion in the 2nd quarter 2020 and reached the largest value in the last two years period;
- Deposits increased by 5% or EUR 0.76 billion in the last 12 months period.

Deposits at banks as of 30.06.2020, MEUR

Name	Value	Change in 2020	
Swedbank	5,266.3	385.0	7.9%
Citadele banka	3,354.6	380.9	12.8%
SEB banka	3,154.6	54.9	1.8%
Luminor Bank Latvia branch	2,661.5	-264.1	-9.0%
BlueOrange Bank	498.2	69.3	16.2%
Rigensis Bank	330.4	160.0	93.9%
Regionala investiciju banka	213.5	-17.6	-7.6%
Signet Bank	196.1	28.5	17.0%
Baltic International Bank	164.9	-18.4	-10.1%
LPB Bank	144.0	-7.9	-5.2%
Industra Bank	143.1	-12.7	-8.1%
PrivatBank	140.6	-12.9	-8.4%
OP Corporate Bank branch Latvia	36.1	-341.8	-90.4%
Expobank	27.0	-5.1	-15.9%
Association member banks	16,330.9	398.0	2.5%
Total banking industry	17,372.4	166.0	1.0%
Altum	0.0	0.0	0.0%

Data source: information from the members of Finance Latvia Association, non-audited data;
 Data source of banking industry: the Bank of Latvia, monthly reports of monetary financial institutions in Latvia.

Change of deposits 30.06.2020 vs 31.12.2019, MEUR



Breakdown of deposits as of 30.06.2020, MEUR

Name	Deposits	Term		Customer	
		Short term	Long term	Private persons	Companies
Swedbank	5,266.3	5,154.1	112.2	3,181.7	1,948.2
Citadele banka	3,354.6	2,522.8	831.8	1,956.0	1,256.3
SEB banka	3,154.6	2,737.1	417.5	1,773.7	1,208.1
Luminor Bank Latvia branch	2,661.5	2,338.8	322.7	1,274.1	1,198.5
BlueOrange Bank	498.2	191.0	307.2	339.2	159.0
Rigensis Bank	330.4	114.8	215.7	28.7	301.2
Regionala investiciju banka	213.5	182.2	31.4	98.7	114.9
Signet Bank	196.1	159.3	36.9	81.4	114.7
Baltic International Bank	164.9	142.6	22.2	54.3	110.5
LPB Bank	144.0	109.3	34.6	65.2	78.8
Industra Bank	143.1	108.6	34.6	93.5	49.7
PrivatBank	140.6	57.7	82.9	114.6	25.7
OP Corporate Bank branch Latvia	36.1	36.1	0.0	0.0	36.1
Expobank	27.0	19.0	8.0	11.7	15.3
Association member banks	16,330.9	13,873.3	2,457.7	9,072.8	6,617.1
Total banking industry	17,372.4	14,422.3	2,950.1	9,730.2	6,999.0
Altum	0.0	0.0	0.0	0.0	0.0

Data source: information from the members of Finance Latvia Association, non-audited data;

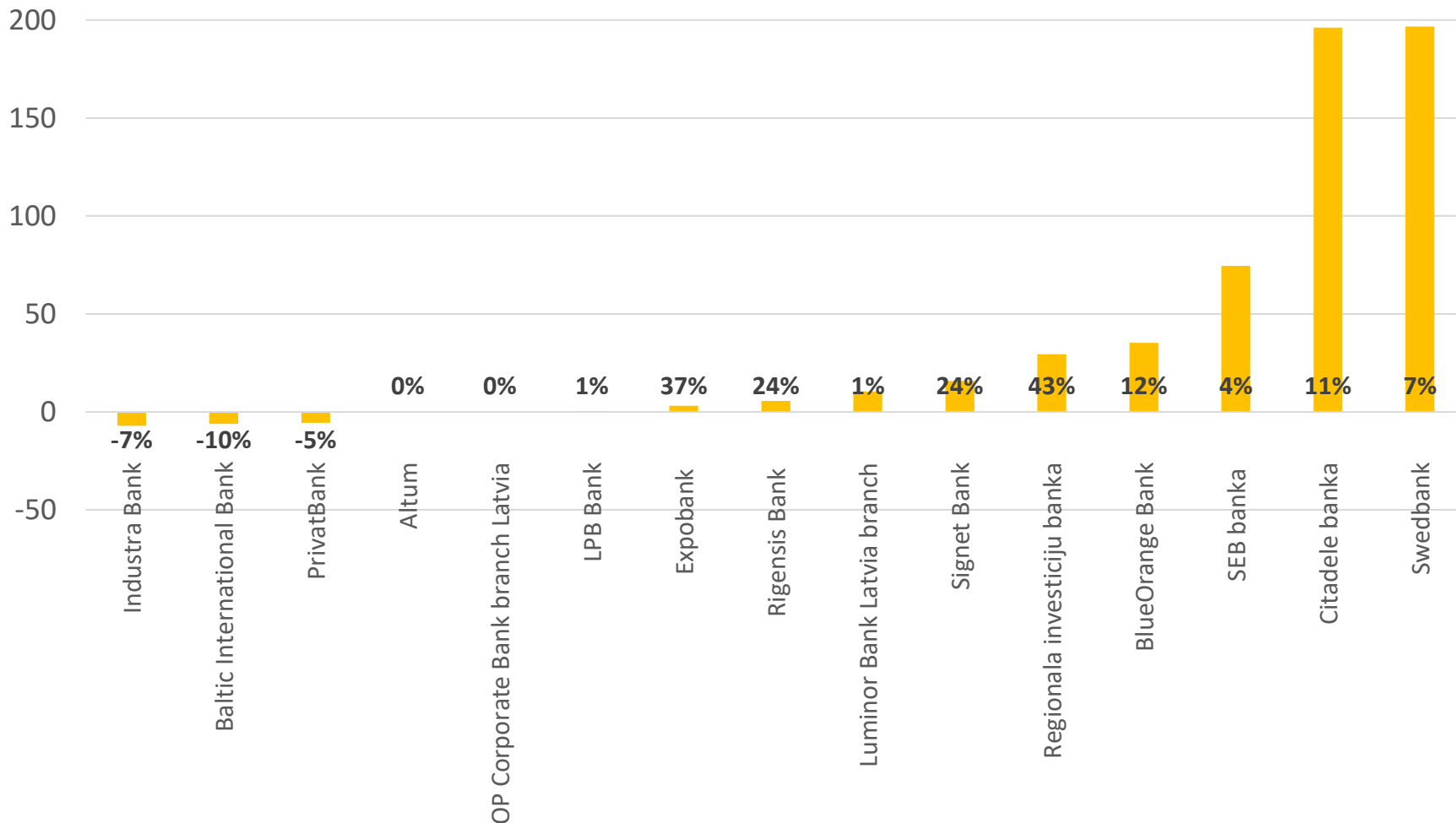
Data source of banking industry: the Bank of Latvia, monthly reports of monetary financial institutions in Latvia.

Deposits of private persons as of 30.06.2020, MEUR

Name	Value	Change in 2020	
Swedbank	3,181.7	196.6	6.6%
Citadele banka	1,956.0	196.2	11.1%
SEB banka	1,773.7	74.6	4.4%
Luminor Bank Latvia branch	1,274.1	10.4	0.8%
BlueOrange Bank	339.2	35.2	11.6%
PrivatBank	114.6	-5.6	-4.6%
Regionala investiciju banka	98.7	29.4	42.5%
Industra Bank	93.5	-7.2	-7.1%
Signet Bank	81.4	15.7	23.9%
LPB Bank	65.2	0.3	0.5%
Baltic International Bank	54.3	-6.2	-10.2%
Rigensis Bank	28.7	5.5	24.0%
Expobank	11.7	3.1	36.7%
OP Corporate Bank branch Latvia	0.0	0.0	0.0%
Association member banks	9,072.8	548.3	6.4%
Total banking industry	9,730.2	356.5	3.8%
Altum	0.0	0.0	0.0%

Data source: information from the members of Finance Latvia Association, non-audited data;
Data source of banking industry: the Bank of Latvia, monthly reports of monetary financial institutions in Latvia.

Change of deposits of private persons 30.06.2020 vs 31.12.2019, MEUR

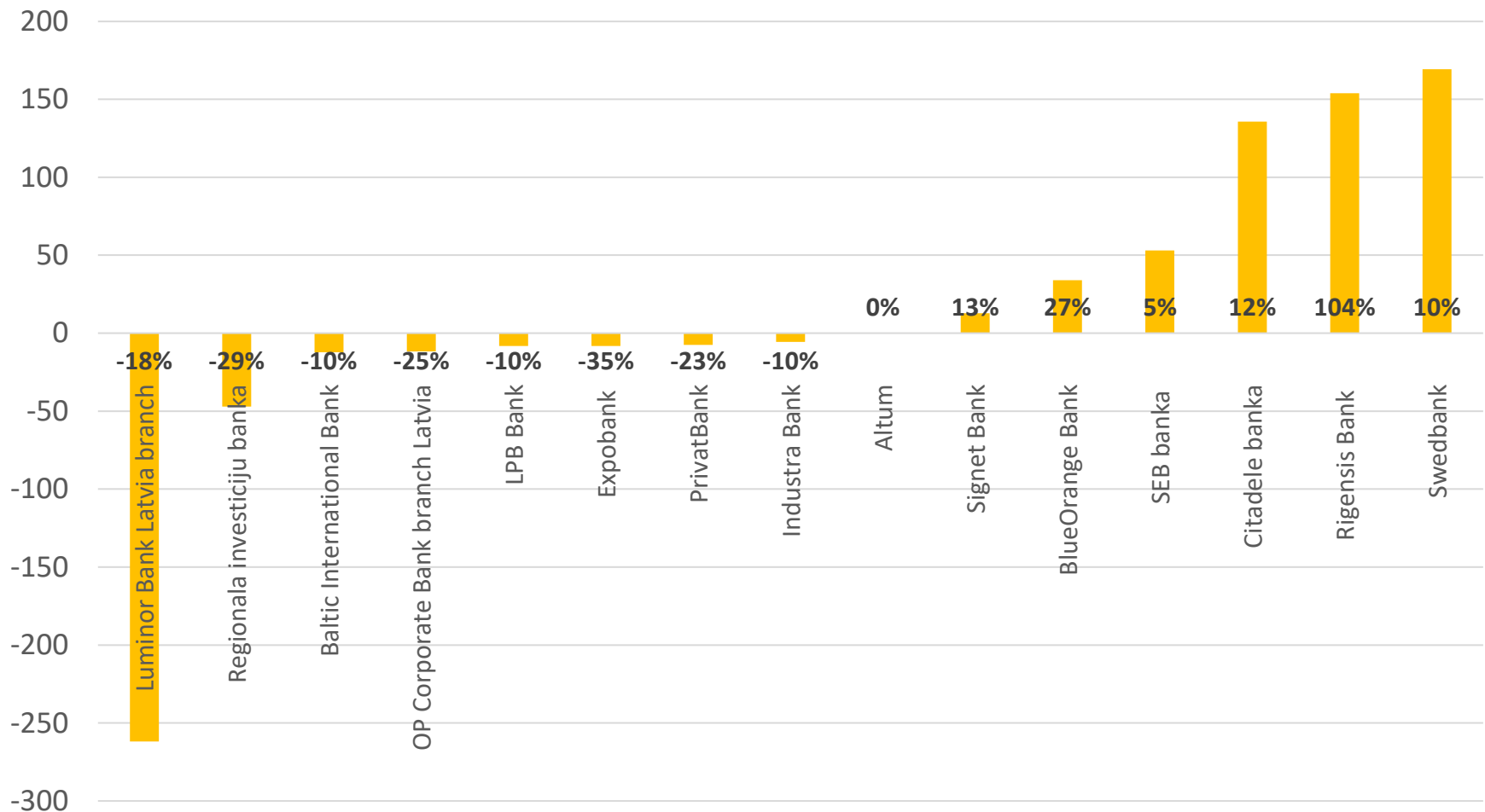


Deposits of companies as of 30.06.2020, MEUR

Name	Value	Change in 2020	
Swedbank	1,948.2	169.2	9.5%
Citadele banka	1,256.3	135.6	12.1%
SEB banka	1,208.1	53.1	4.6%
Luminor Bank Latvia branch	1,198.5	-261.8	-17.9%
Rigensis Bank	301.2	153.9	104.5%
BlueOrange Bank	159.0	34.1	27.3%
Regionala investiciju banka	114.9	-47.0	-29.0%
Signet Bank	114.7	12.8	12.5%
Baltic International Bank	110.5	-12.3	-10.0%
LPB Bank	78.8	-8.3	-9.5%
Industra Bank	49.7	-5.5	-10.0%
OP Corporate Bank branch Latvia	36.1	-11.8	-24.6%
PrivatBank	25.7	-7.5	-22.5%
Expobank	15.3	-8.2	-35.0%
Association member banks	6,617.1	196.2	3.1%
Total banking industry	6,999.0	155.9	2.3%
Altum	0.0	0.0	0.0%

Data source: information from the members of Finance Latvia Association, non-audited data;
Data source of banking industry: the Bank of Latvia, monthly reports of monetary financial institutions in Latvia.

Change of deposits of companies 30.06.2020 vs 31.12.2019, MEUR



Data source: information from the members of Finance Latvia Association, non-audited data.

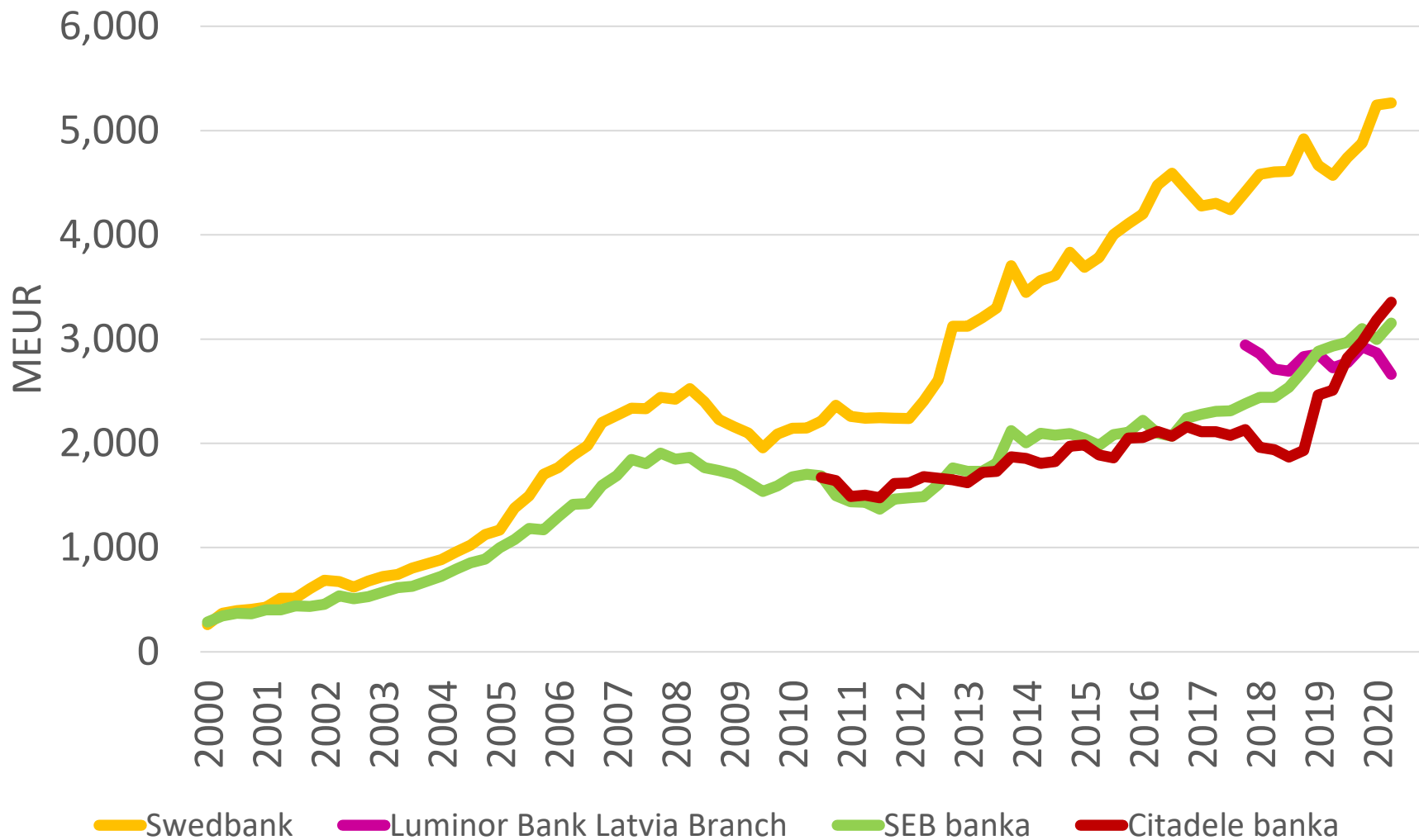
Deposits by term as of 30.06.2020, MEUR

Name	Deposits	Short term		Long term	
		Value	Proportion, %	Value	Proportion, %
Swedbank	5,266.3	5,154.1	97.9%	112.2	2.1%
Citadele banka	3,354.6	2,522.8	75.2%	831.8	24.8%
SEB banka	3,154.6	2,737.1	86.8%	417.5	13.2%
Luminor Bank Latvia branch	2,661.5	2,338.8	87.9%	322.7	12.1%
BlueOrange Bank	498.2	191.0	38.3%	307.2	61.7%
Rigensis Bank	330.4	114.8	34.7%	215.7	65.3%
Regionala investiciju banka	213.5	182.2	85.3%	31.4	14.7%
Signet Bank	196.1	159.3	81.2%	36.9	18.8%
Baltic International Bank	164.9	142.6	86.5%	22.2	13.5%
LPB Bank	144.0	109.3	75.9%	34.6	24.1%
Industra Bank	143.1	108.6	75.8%	34.6	24.2%
PrivatBank	140.6	57.7	41.1%	82.9	58.9%
OP Corporate Bank branch Latvia	36.1	36.1	100.0%	0.0	0.0%
Expobank	27.0	19.0	70.3%	8.0	29.7%
Association member banks	16,330.9	13,873.3	85.0%	2,457.7	15.0%
Total banking industry	17,372.4	14,422.3	83.0%	2,950.1	17.0%
Altum	0.0	0.0	0.0%	0.0	0.0%

Data source: information from the members of Finance Latvia Association, non-audited data;

Data source of banking industry: the Bank of Latvia, monthly reports of monetary financial institutions in Latvia.

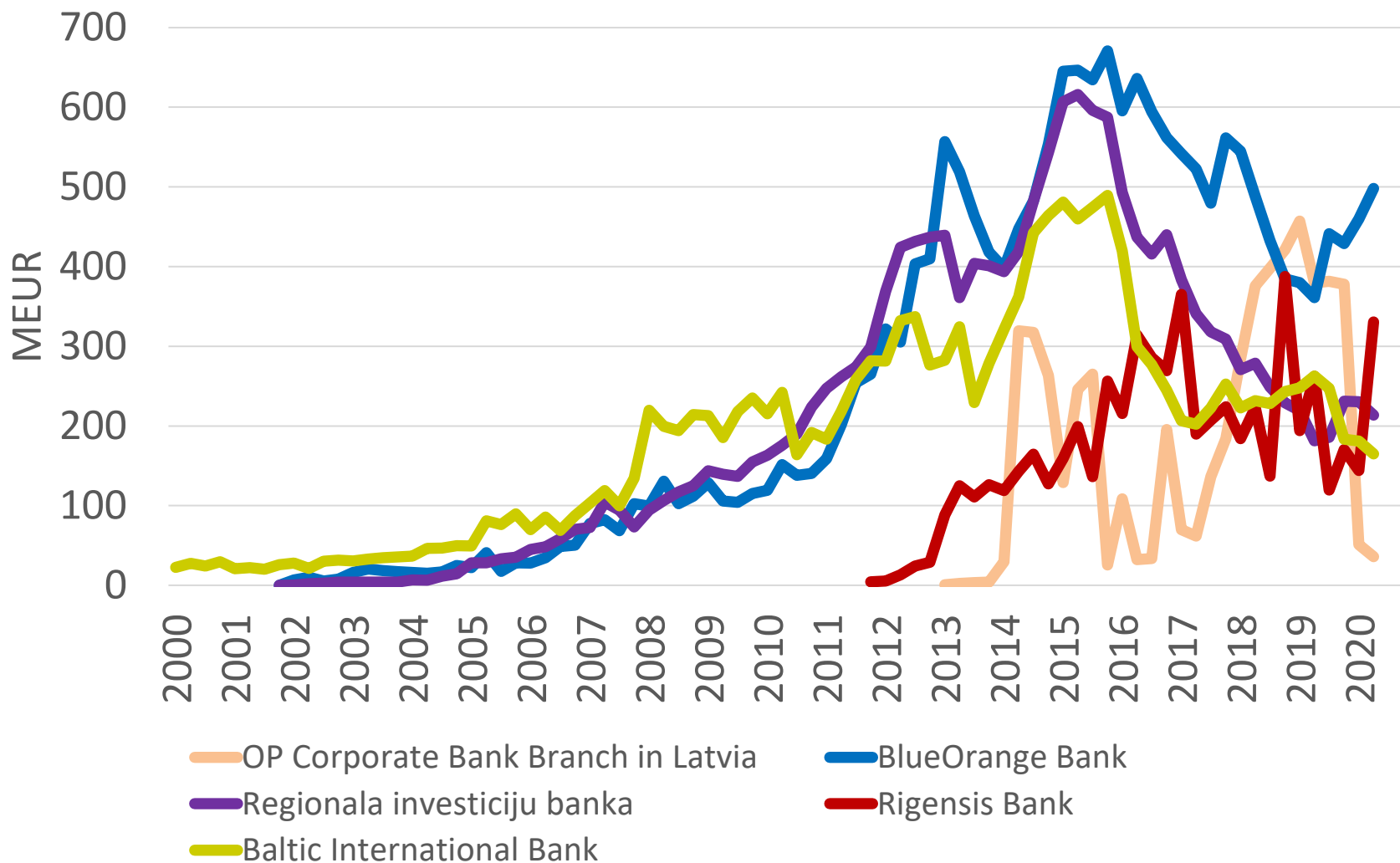
Deposits at banks 2000-2020* (1)



Data source: information from the members of Finance Latvia Association, non-audited data.

* - 1st half 2020

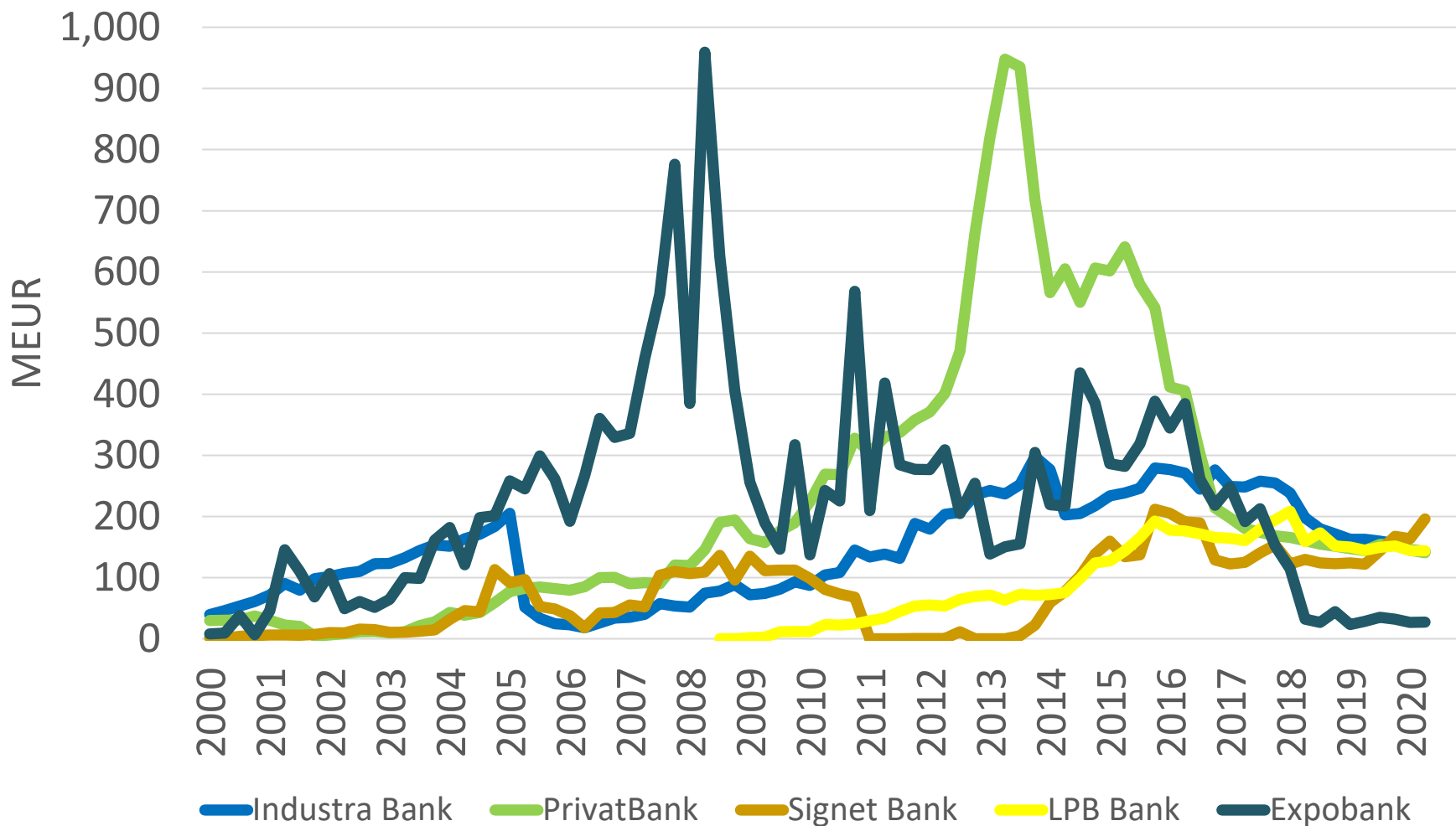
Deposits at banks 2000-2020* (2)



Data source: information from the members of Finance Latvia Association, non-audited data.

* - 1st half 2020

Deposits at banks 2000-2020* (3)



Data source: information from the members of Finance Latvia Association, non-audited data.

* - 1st half 2020

6. ASSETS UNDER MANGEMENT AND ADMINISTRATION

Total* assets under management and administration as of 30.06.2020, MEUR

Name	Value	Change in 2020	
Swedbank	4,669.9	62.2	1.4%
SEB banka	3,796.9	-35.2	-0.9%
Citadele banka	1,391.0	-117.5	-7.8%
Luminor Bank Latvia branch	1,009.4	-11.4	-1.1%
Signet Bank	930.7	3.7	0.4%
BlueOrange Bank	236.5	-31.9	-11.9%
Baltic International Bank	201.7	-20.6	-9.3%
Regionala investiciju banka	66.4	-39.0	-37.0%
Expobank	58.4	-108.5	-65.0%
Rigensis Bank	20.4	-15.7	-43.4%
PrivatBank	16.1	-7.1	-30.7%
LPB Bank	13.1	-11.4	-46.4%
Industra Bank	1.0	0.0	0.0%
OP Corporate Bank branch Latvia	0.0	0.0	0.0%
Association member banks	12,411.5	-332.4	-2.6%
Altum	0.0	0.0	0.0%

*- banks and investment management companies

Data source: information from the members of Finance Latvia Association, non-audited data

Assets under management and administration at banks as of 30.06.2020, MEUR

Name	Value	Change in 2020	
Swedbank	2,566.3	11.2	0.4%
SEB banka	2,132.4	-18.7	-0.9%
Signet Bank	875.9	3.6	0.4%
Citadele banka	523.8	-148.0	-22.0%
Luminor Bank Latvia branch	377.6	-15.3	-3.9%
BlueOrange Bank	236.5	-31.9	-11.9%
Baltic International Bank	201.7	-20.6	-9.3%
Regionala investiciju banka	66.4	-39.0	-37.0%
Expobank	58.4	-108.5	-65.0%
Rigensis Bank	20.4	-15.7	-43.4%
PrivatBank	16.1	-7.1	-30.7%
LPB Bank	13.1	-11.4	-46.4%
Industra Bank	1.0	0.0	0.0%
OP Corporate Bank branch Latvia	0.0	0.0	0.0%
Association member banks	7,089.7	-401.4	-5.4%
Altum	0.0	0.0	0.0%

Data source: information from the members of Finance Latvia Association, non-audited data.

Assets under management and administration at investment management companies as of 30.06.2020, MEUR

Name	Value	Change in 2020	
Swedbank	2,103.6	51.0	2.5%
SEB banka	1,664.5	-16.6	-1.0%
Citadele banka	867.2	30.6	3.7%
Luminor Bank Latvia branch	631.8	3.9	0.6%
Signet Bank	54.8	0.0	0.1%
Expobank	0.0	0.0	0.0%
BlueOrange Bank	0.0	0.0	0.0%
Regionala investiciju banka	0.0	0.0	0.0%
Baltic International Bank	0.0	0.0	0.0%
Rigensis Bank	0.0	0.0	0.0%
LPB Bank	0.0	0.0	0.0%
PrivatBank	0.0	0.0	0.0%
Industra Bank	0.0	0.0	0.0%
OP Corporate Bank branch Latvia	0.0	0.0	0.0%
Association member banks	5,321.9	69.0	1.3%
Altum	0.0	0.0	0.0%

Data source: information from the members of Finance Latvia Association, non-audited data.

7. FINANCIAL RATIOS

Financial ratios as of 30.06.2020

Name	Capital Adequacy Ratio ¹	Liquidity coverage ratio ²	Return on Equity (ROE) ³	Return on Assets (ROA) ⁴
Baltic International Bank	17.4%	145.0%	2.5%	0.3%
BlueOrange Bank	17.0%	152.1%	1.7%	0.2%
Citadele banka	21.1%	386.8%	-19.7%	-1.6%
Expobank	71.3%	776.4%	-3.7%	-2.0%
Industra Bank	17.6%	574.6%	-61.0%	-3.0%
LPB Bank	19.4%	191.7%	16.6%	2.5%
PrivatBank	20.8%	1188.0%	-19.7%	-2.9%
Regionala investiciju banka	25.0%	240.0%	4.1%	0.5%
Rigensis Bank	45.7%	408.0%	10.5%	2.4%
SEB banka	21.1%	190.4%	7.1%	0.7%
Signet Bank	17.7%	181.0%	10.6%	0.8%
Swedbank	31.1%	318.0%	9.9%	1.4%

1 Total capital ratio, including adjustments; min requirement 8% according to legislation;

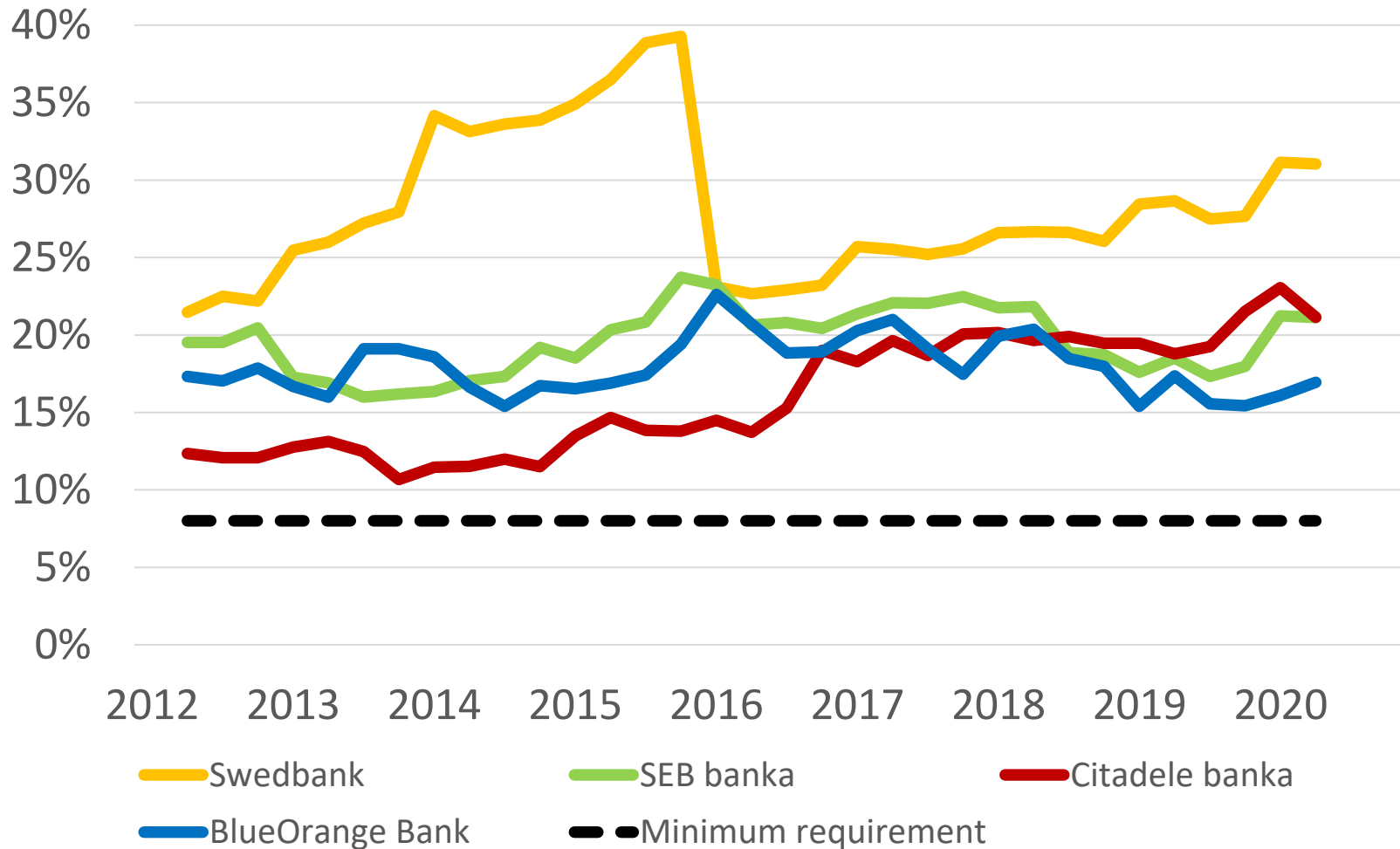
2 Minimum requirement 100%;

3 Return on equity (ROE) – proportion of annualized profit/loss of a period from average capital and reserves;

4 Return on assets (ROA) – proportion of annualized profit/loss of a period from average assets.

Data source: information from the members of Finance Latvia Association, non-audited data.

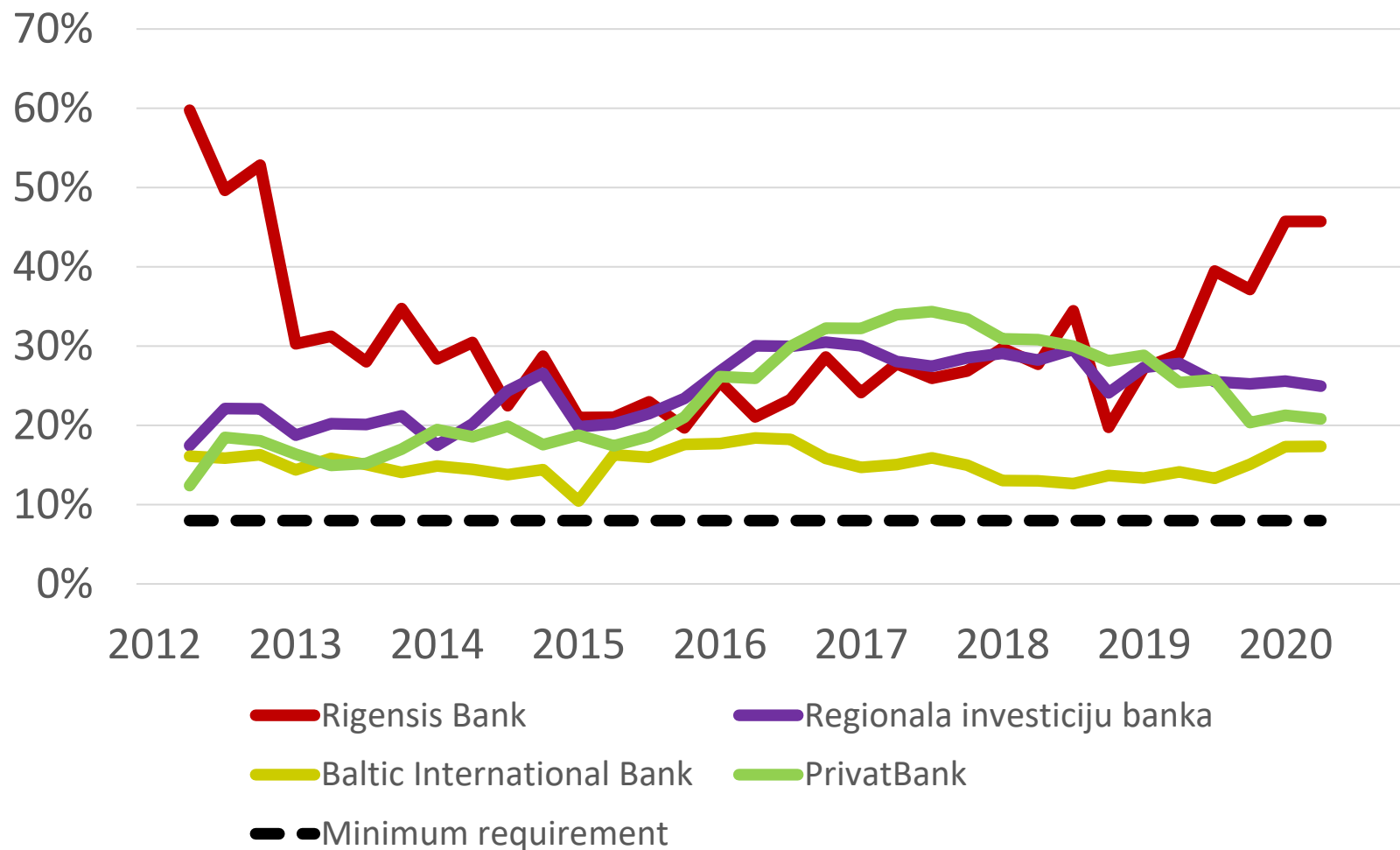
Capital adequacy ratio 2012-2020* (1)



Data source: information from the members of Finance Latvia Association, non-audited data.

* - 1st half 2020

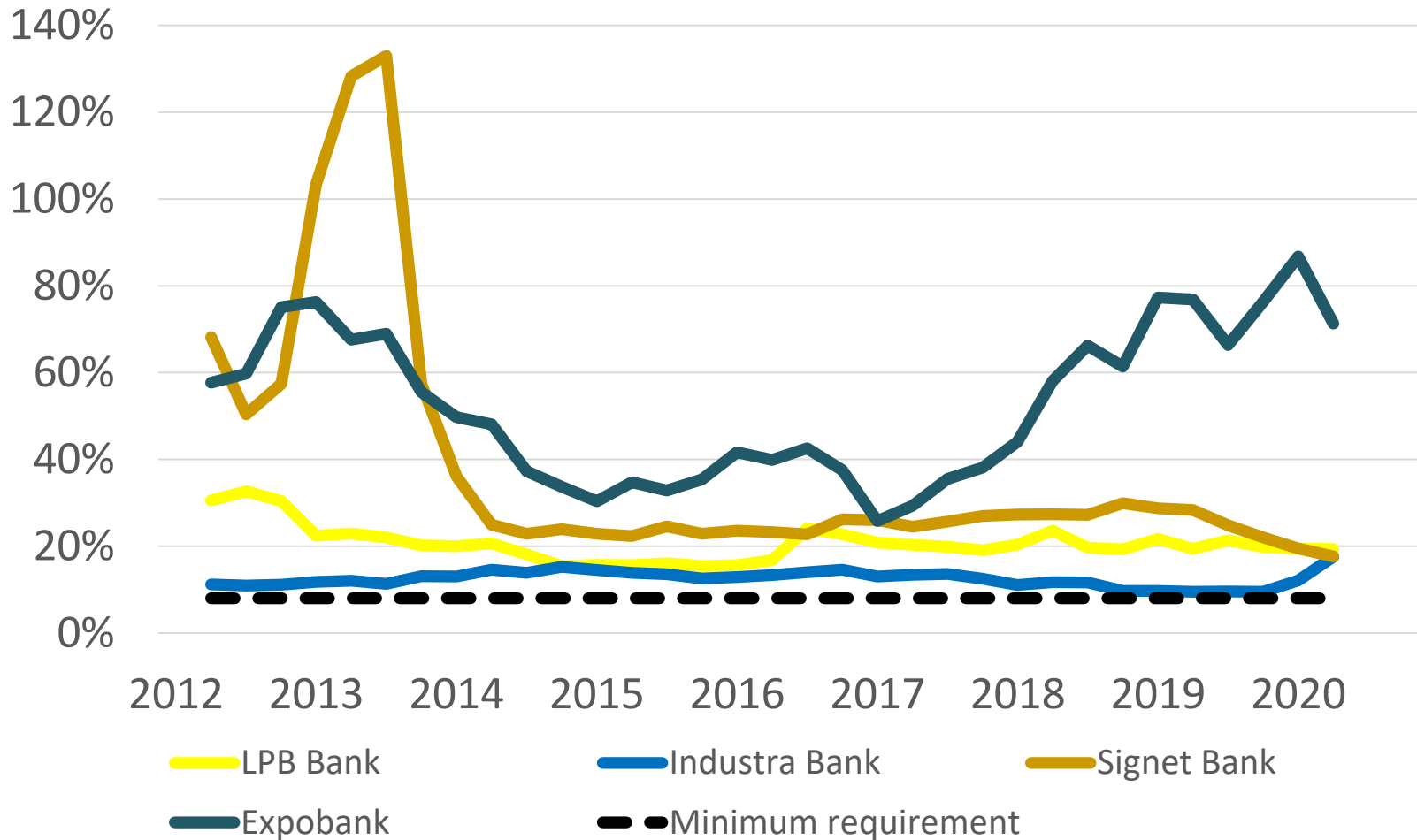
Capital adequacy ratio 2012-2020* (2)



Data source: information from the members of Finance Latvia Association, non-audited data.

* - 1st half 2020

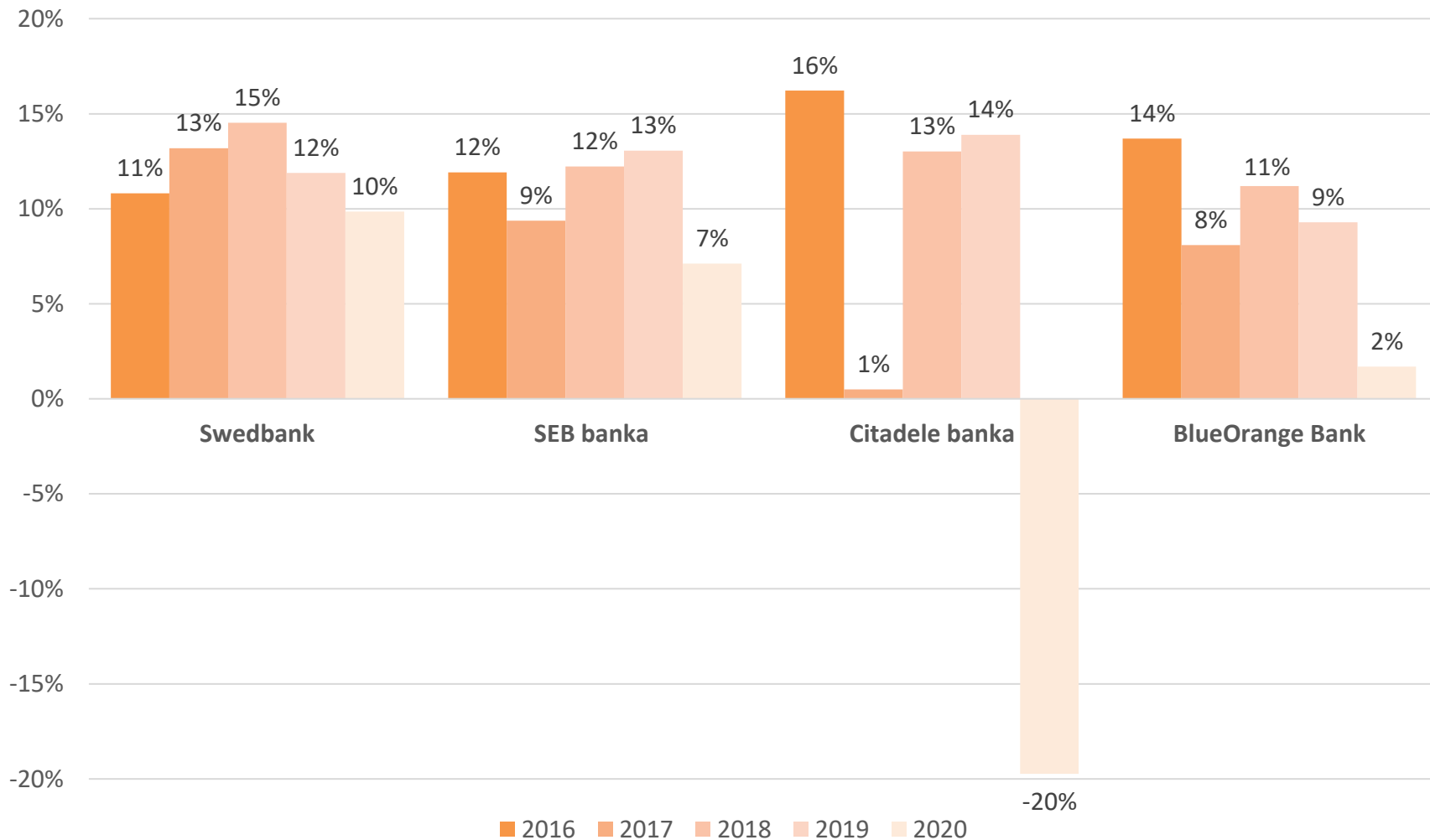
Capital adequacy ratio 2012-2020* (3)



Data source: information from the members of Finance Latvia Association, non-audited data.

* - 1st half 2020

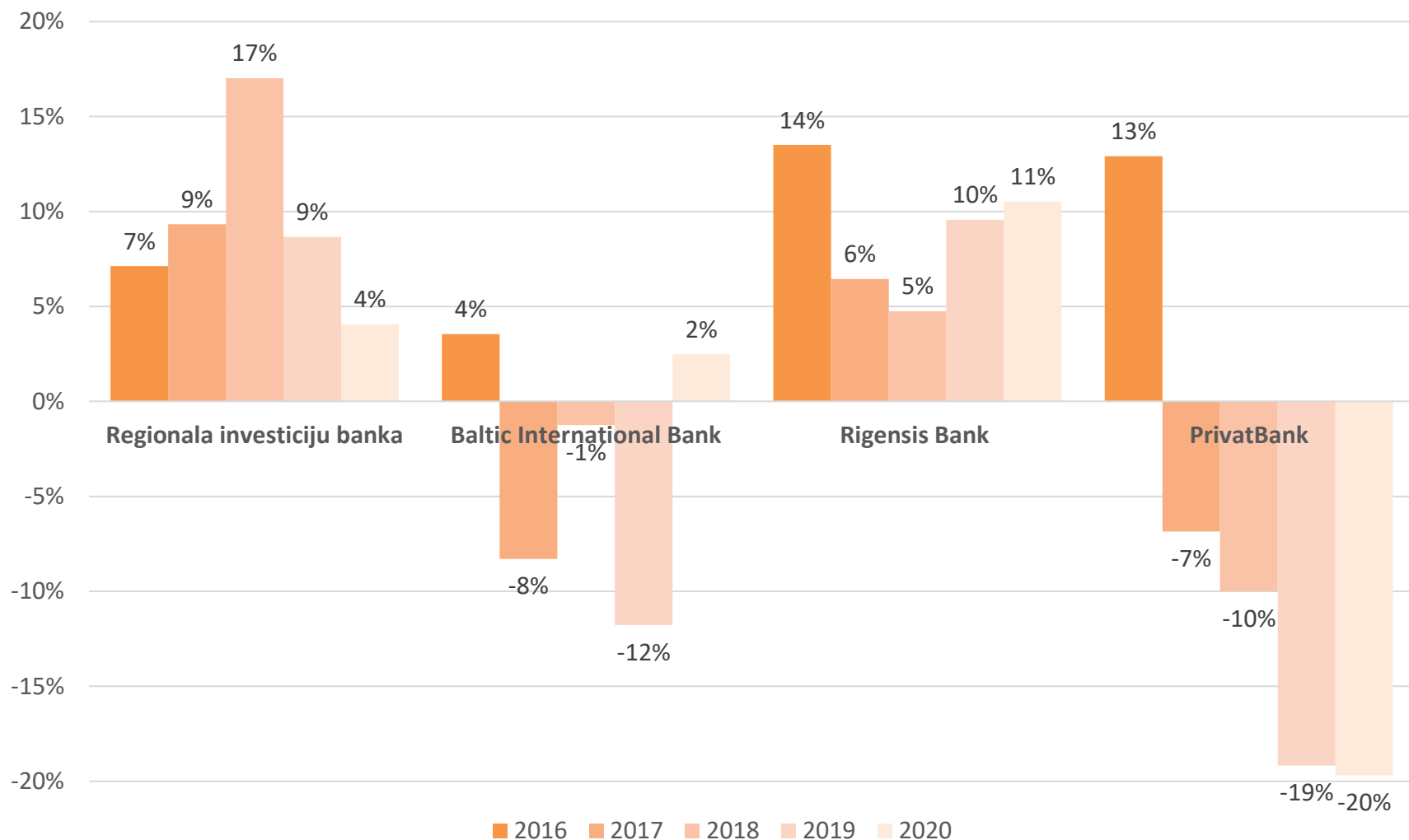
Return on equity 2016-2020* (1)



Data source: information from the members of Finance Latvia Association, non-audited data.

* - 1st half 2020

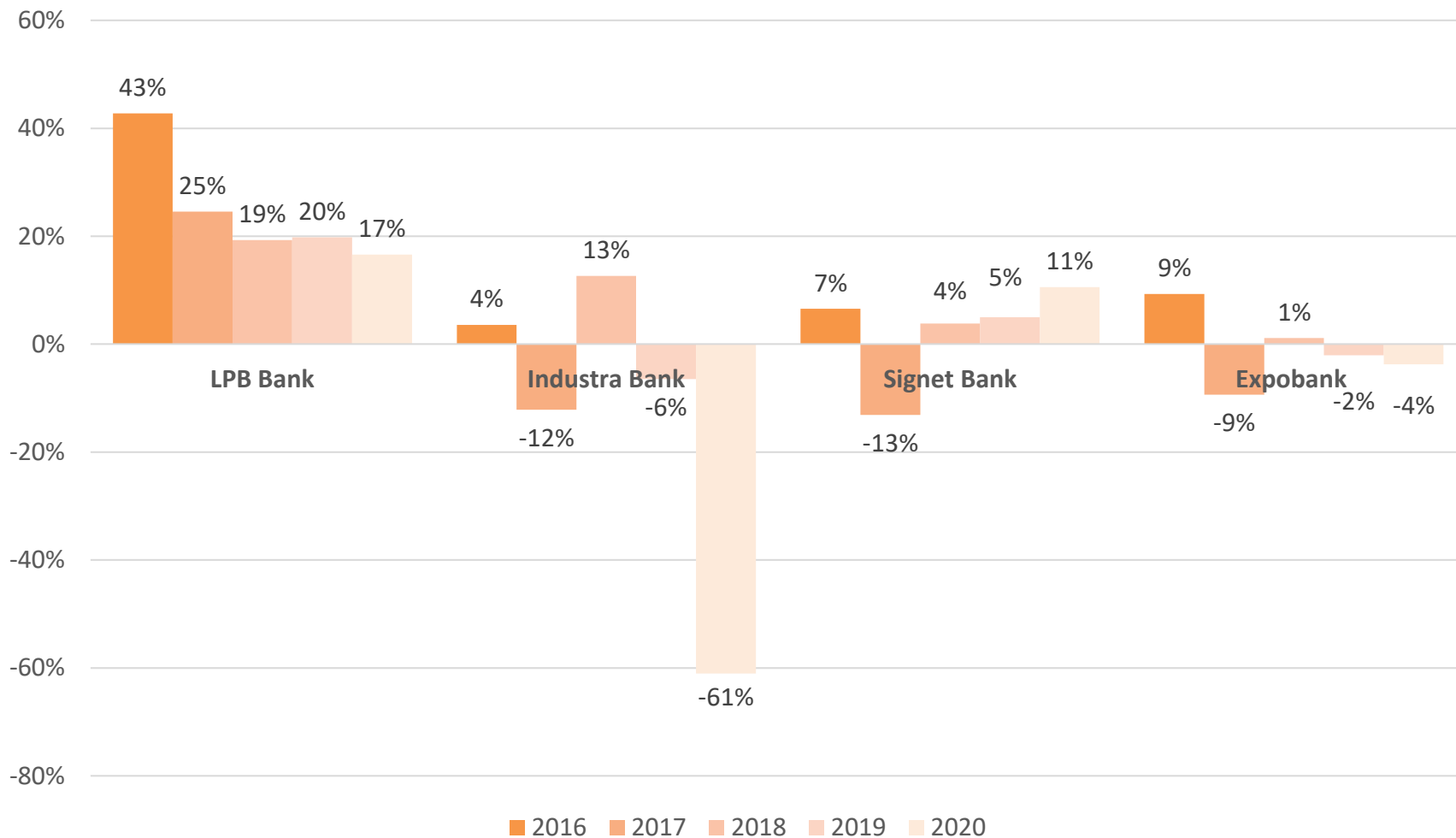
Return on equity 2016-2020* (2)



Data source: information from the members of Finance Latvia Association, non-audited data.

* - 1st half 2020

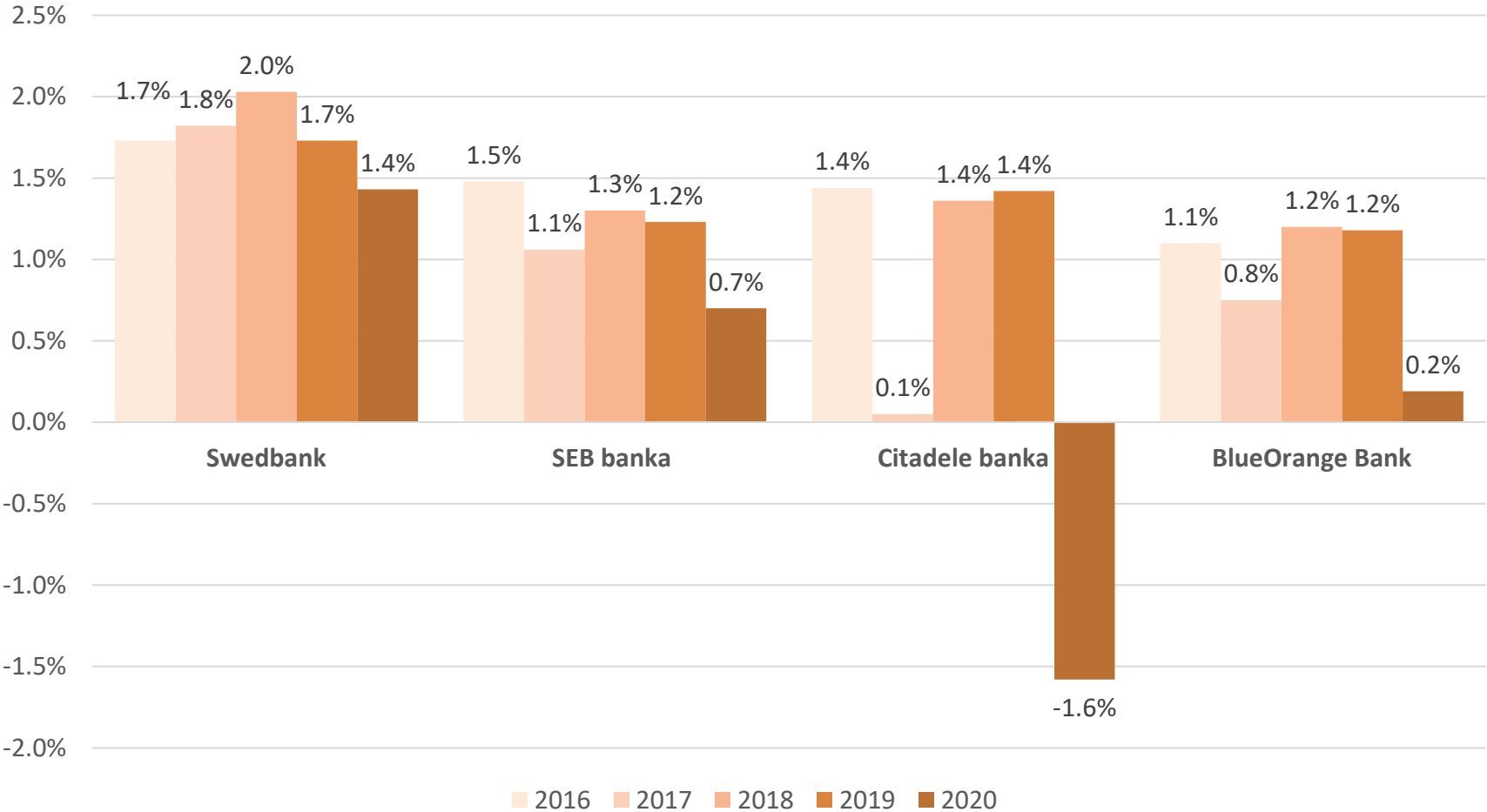
Return on equity 2016-2020* (3)



Data source: information from the members of Finance Latvia Association, non-audited data.

* - 1st half 2020

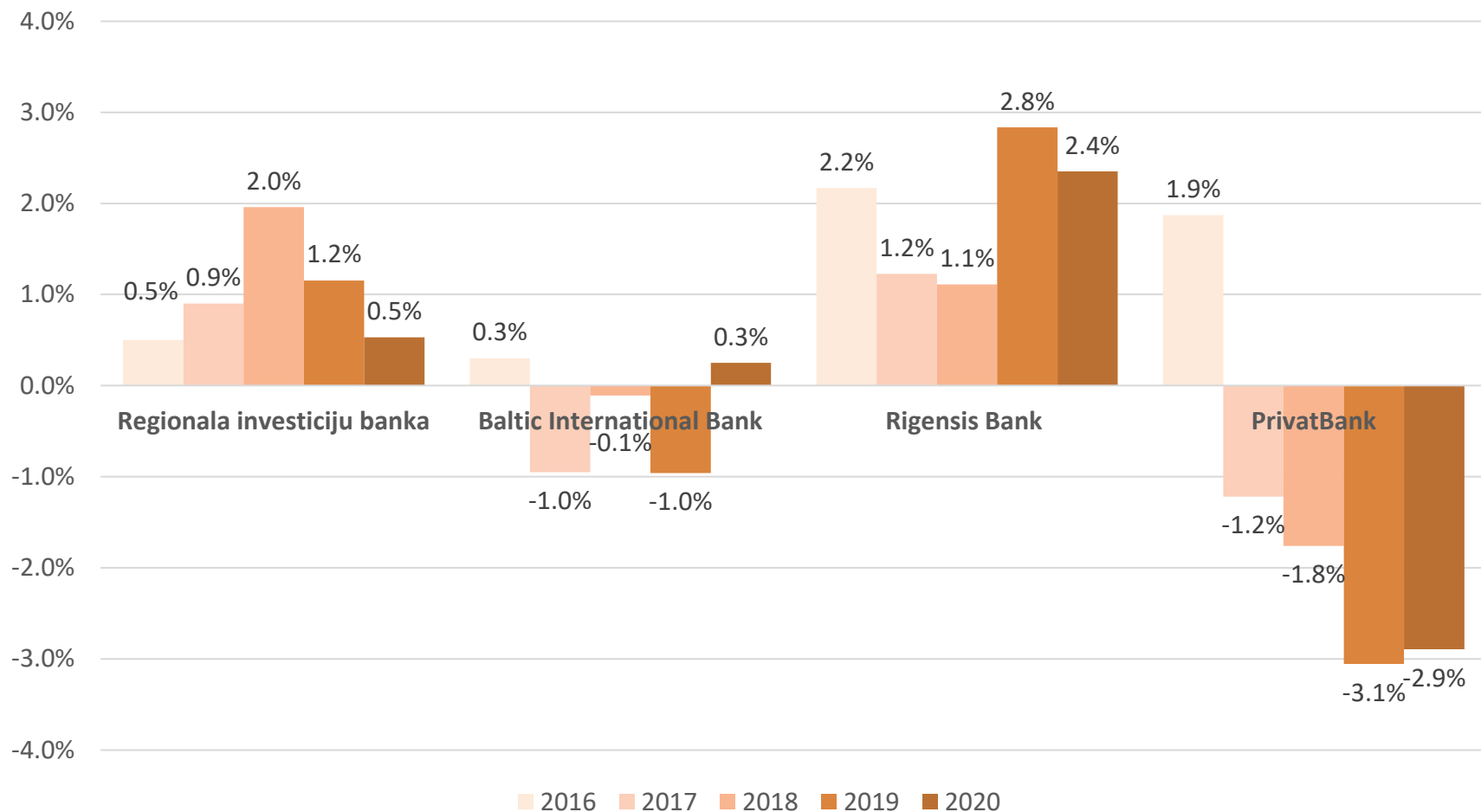
Return on assets 2016-2020* (1)



Data source: information from the members of Finance Latvia Association, non-audited data.

* - 1st half 2020

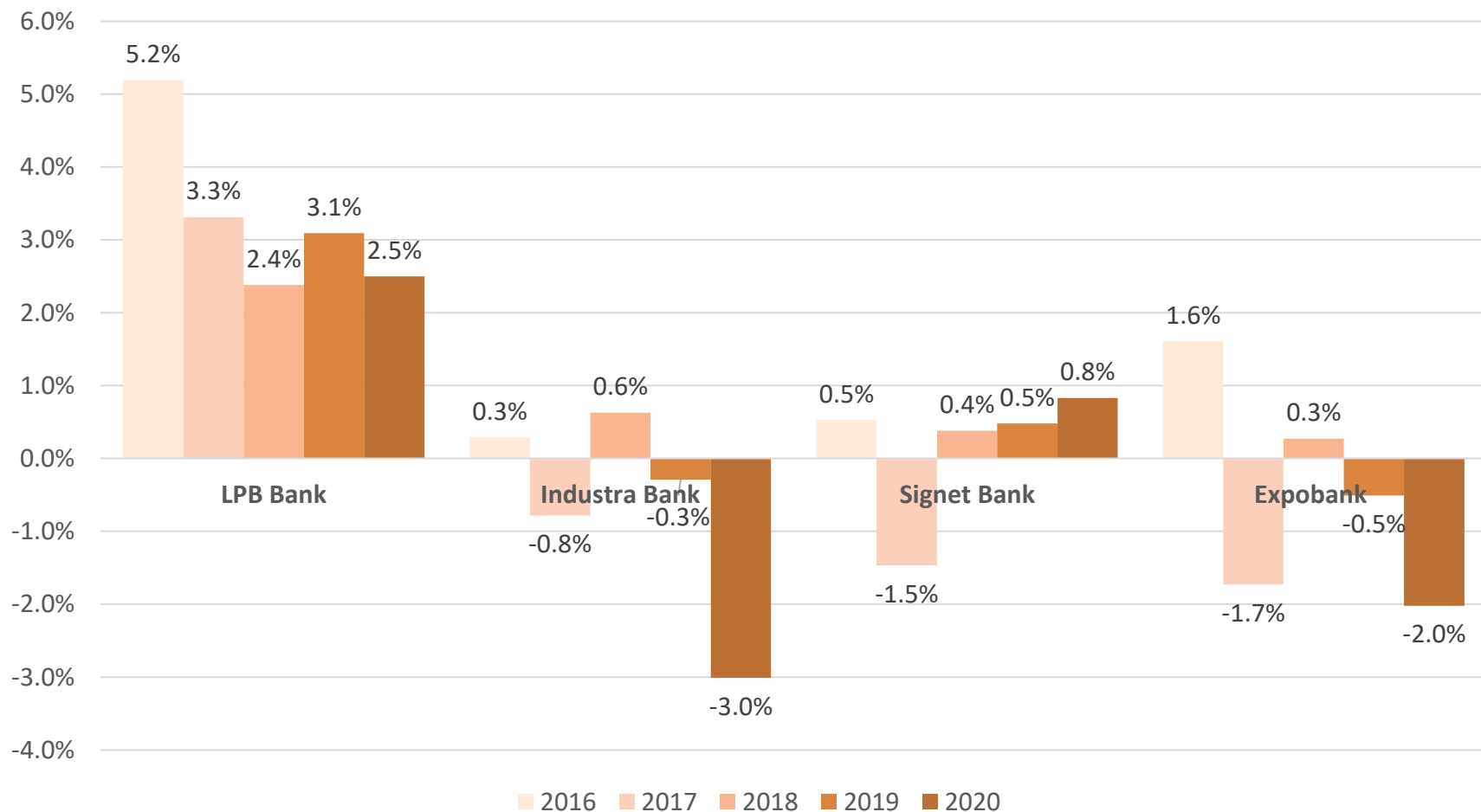
Return on assets 2016-2020* (2)



Data source: information from the members of Finance Latvia Association, non-audited data.

* - 1st half 2020

Return on assets 2016-2020* (3)



Data source: information from the members of Finance Latvia Association, non-audited data.

* - 1st half 2020

THANK YOU FOR YOUR ATTENTION!

 Doma laukumā 8A, Rīgā, LV-1050

 +371 67284528

 info@financelatvia.eu

 www.financelatvia.eu