

OPERATING RESULTS OF LATVIAN COMMERCIAL BANKS

4th quarter 2020

CONTENTS

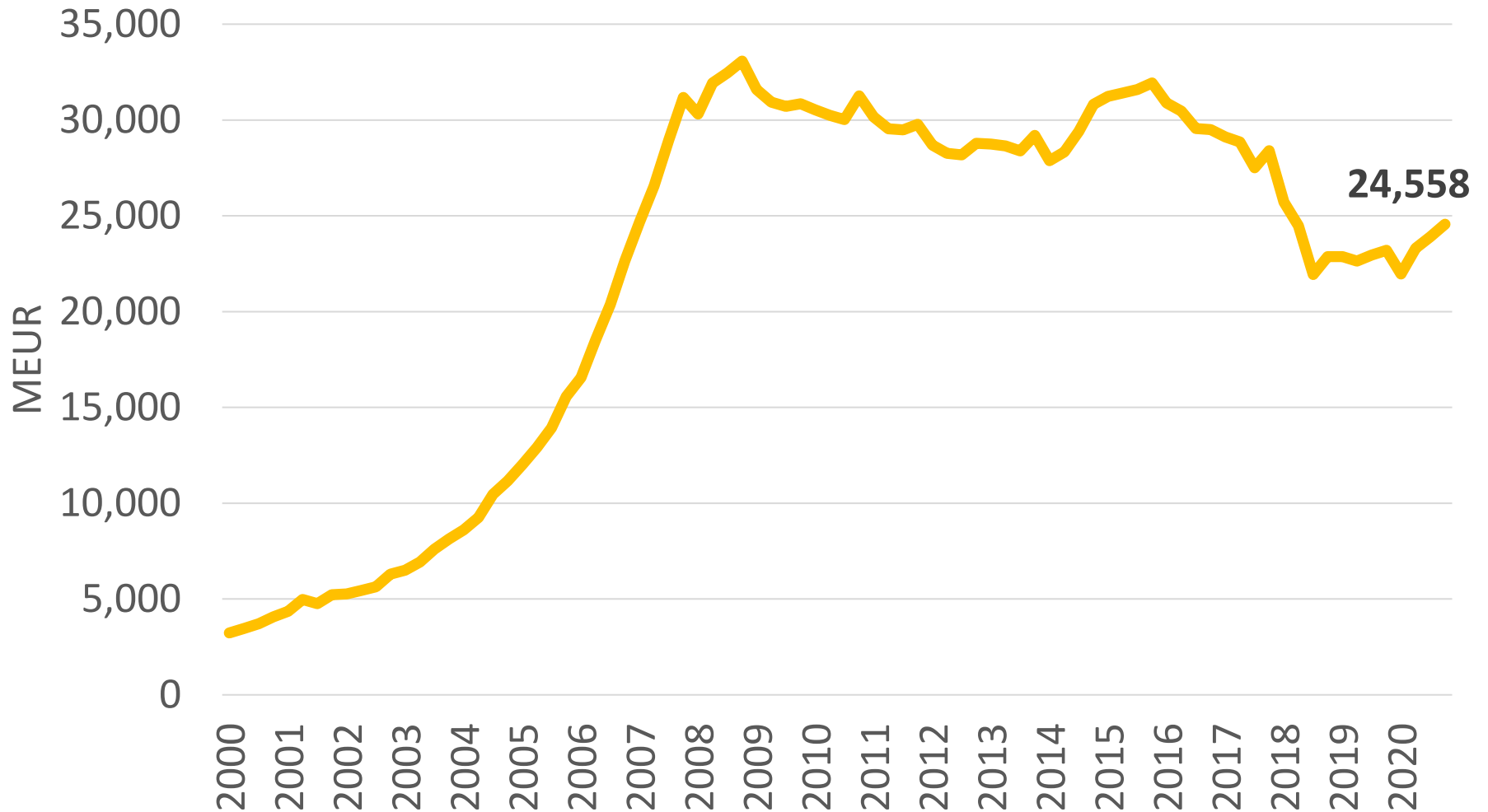
1. Gross assets
2. Capital
3. Profit
4. Issued loans
5. Deposits
6. Assets under management and administration
7. Financial ratios

METHODOLOGY

- Data of the members of Finance Latvia Association is reported;
- Data source: information from the members of Finance Latvia Association , non-audited data;
- Data source of banking industry: the Bank of Latvia, monthly reports of monetary financial institutions in Latvia;
- Profit and capital of foreign branches are not reported and financial ratios are not calculated.

1. GROSS ASSETS

Gross assets of Latvian banking sector 2000-2020



Data source: the Bank of Latvia, monthly reports of monetary financial institutions in Latvia.

Gross assets of Latvian banking sector

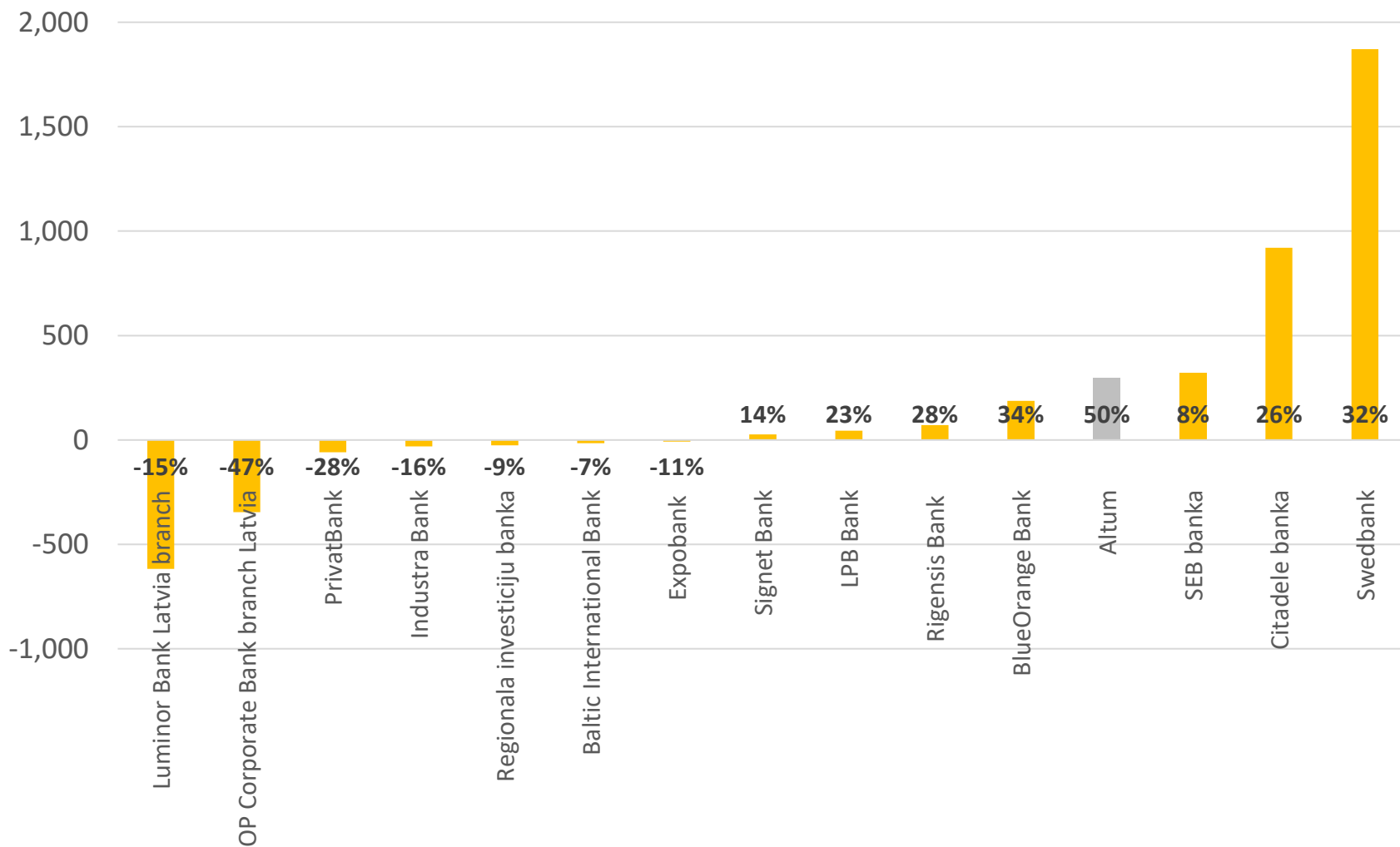
- Total gross assets of Latvian commercial banks were EUR 24.56 billion as of December 31, 2020;
- The value of assets has increased by 3% or 0.65 billion EUR in the 4th quarter 2020;
- Total gross assets increased by 6% or 1.36 billion EUR in the last 12 months period and reached the largest value since 2018.

Gross assets as of 31.12.2020, MEUR

Name	Value	Change in 2020	
Swedbank	7,764.1	1,871.1	31.8%
Citadele banka	4,432.2	920.2	26.2%
SEB banka	4,288.2	319.5	8.0%
Luminor Bank Latvia branch	3,618.0	-616.9	-14.6%
BlueOrange Bank	742.4	187.6	33.8%
OP Corporate Bank branch Latvia	391.7	-346.0	-46.9%
Rigensis Bank	323.1	71.0	28.2%
Regionāla investīciju banka	272.7	-26.4	-8.8%
LPB Bank	240.3	44.3	22.6%
Baltic International Bank	225.7	-15.7	-6.5%
Signet Bank	224.4	26.7	13.5%
Industra Bank	163.9	-31.2	-16.0%
PrivatBank	153.5	-59.6	-28.0%
Expobank	62.1	-7.7	-11.0%
Association member banks	22,902.3	2,337.0	11.4%
Total banking industry	24,558.1	1,355.2	5.8%
Altum	882.4	294.9	50.2%

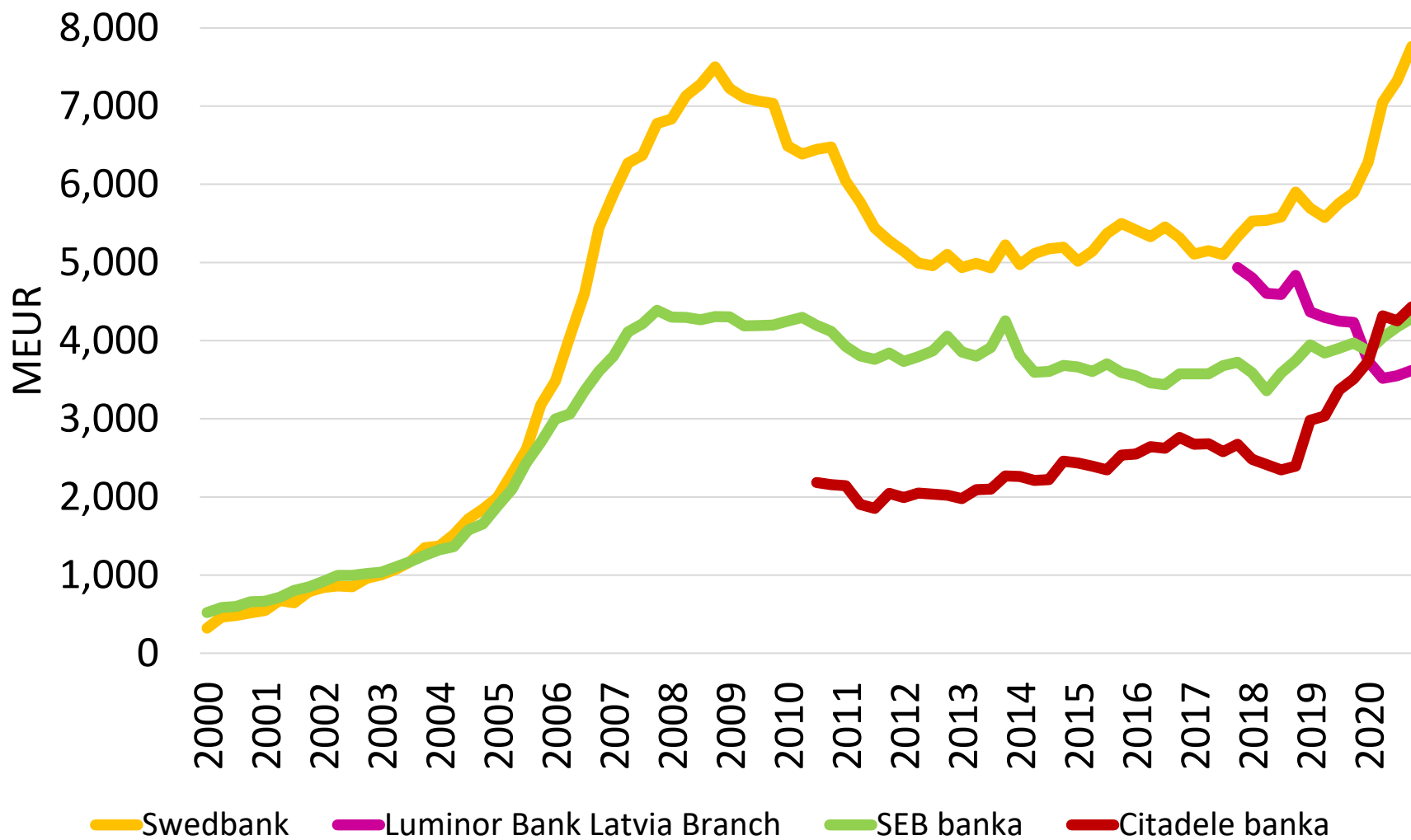
Data source: information from the members of Finance Latvia Association, non-audited data;
 Data source of banking industry: the Bank of Latvia, monthly reports of monetary financial institutions in Latvia.

Change of gross assets 31.12.2020. vs 31.12.2019., MEUR



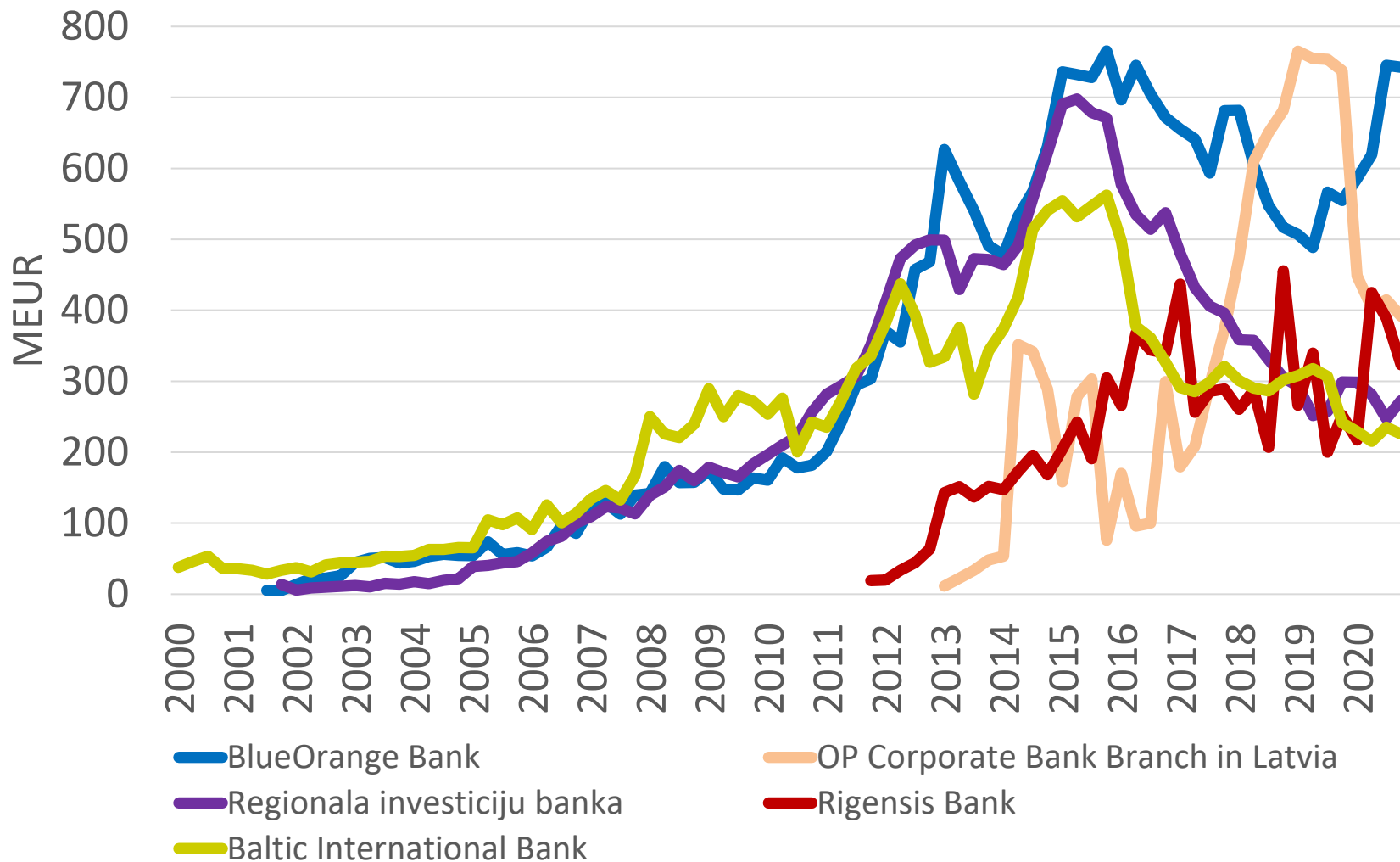
Data source: information from the members of Finance Latvia Association, non-audited data.

Banks' gross assets 2000-2020 (1)



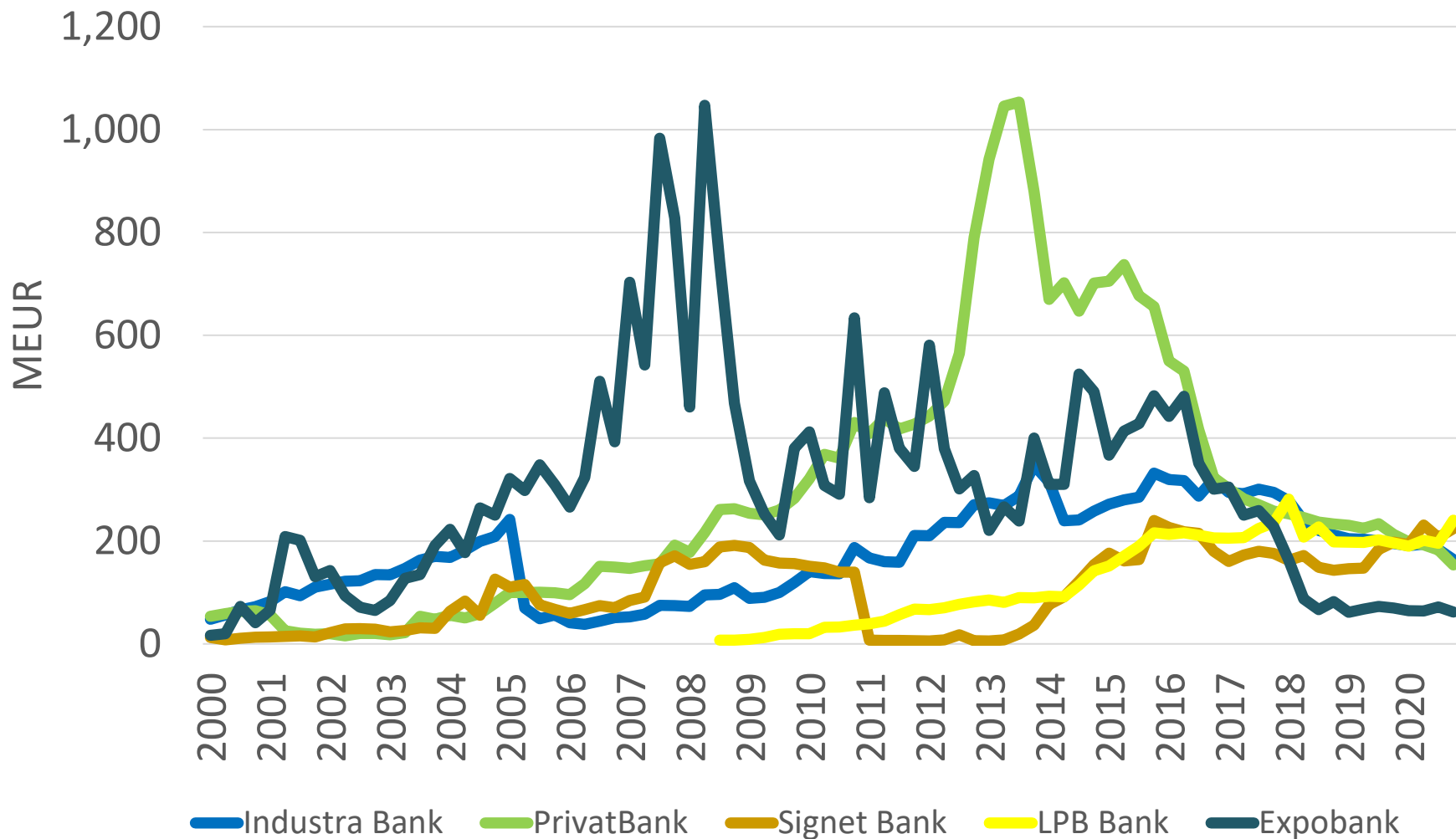
Data source: information from the members of Finance Latvia Association, non-audited data.

Banks' gross assets 2000-2020 (2)



Data source: information from the members of Finance Latvia Association, non-audited data.

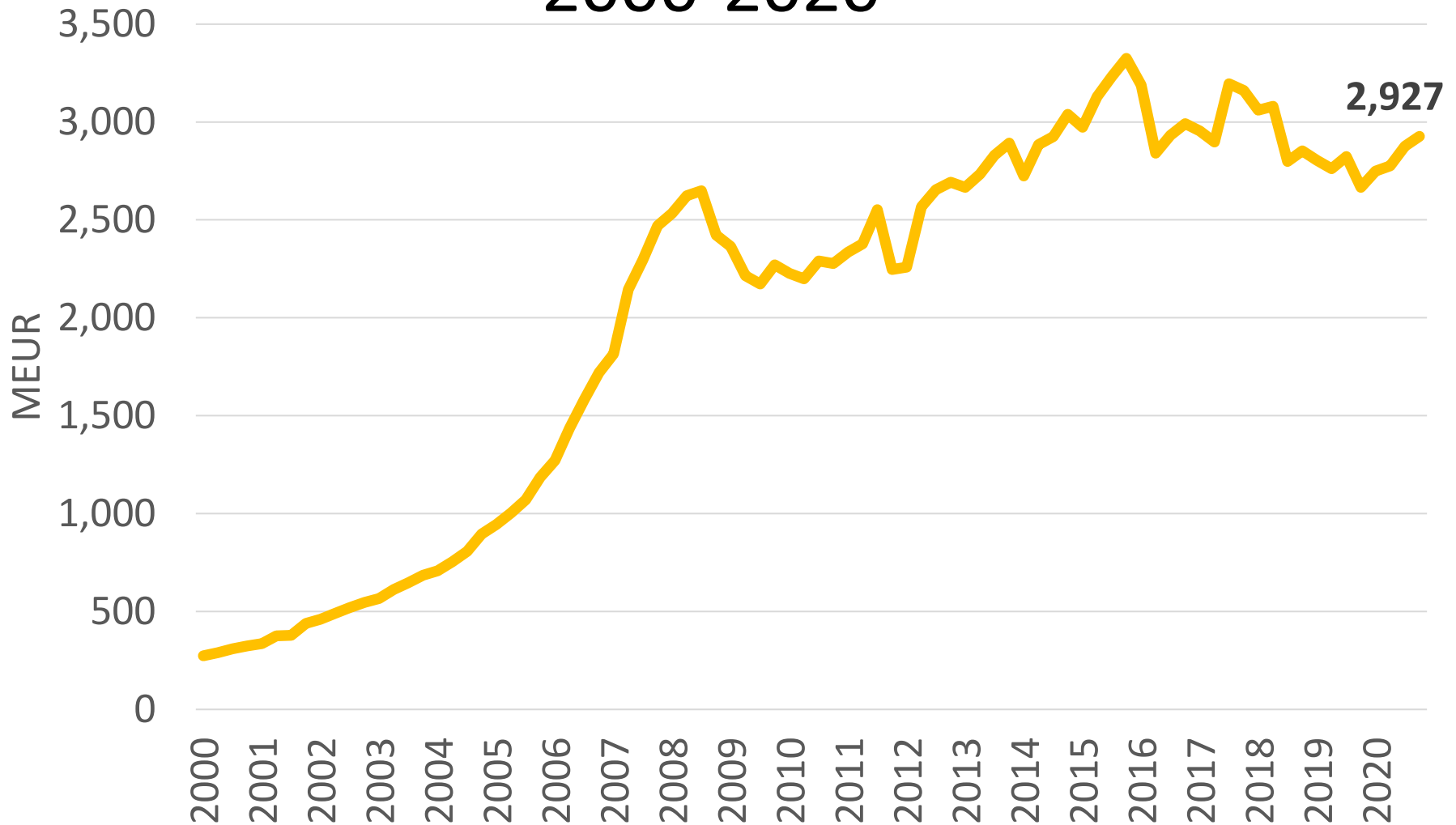
Banks' gross assets 2000-2020 (3)



Data source: information from the members of Finance Latvia Association, non-audited data.

2. CAPITAL

Capital of Latvian banking sector 2000-2020



Data source: the Bank of Latvia, monthly reports of monetary financial institutions in Latvia.

Capital of Latvian banking sector

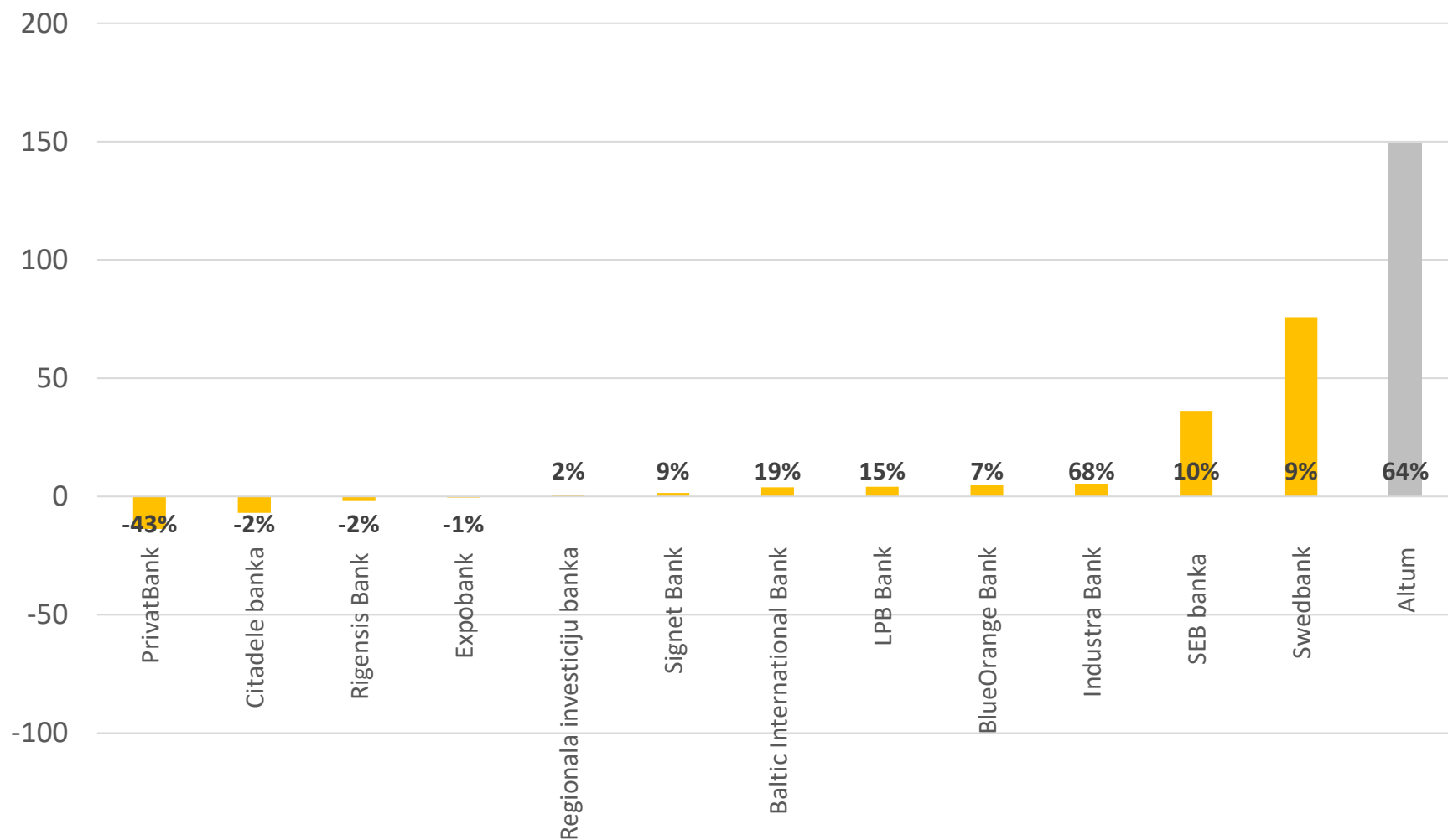
- Total capital of the Latvian banking sector was EUR 2.93 billion as of December 31, 2020;
- Total capital increased by 2% or EUR 0.05 billion in the 4th quarter 2020;
- Total equity increased by 10% or EUR 0.26 billion in 2020 and reached the largest value since 2018.

Banks' capital as of 31.12.2020, MEUR

Name	Value	Change in 2020	
Swedbank	930.8	75.7	8.9%
SEB banka	408.5	36.1	9.7%
Citadele banka	317.6	-6.9	-2.1%
Rigensis Bank	75.8	-1.9	-2.5%
BlueOrange Bank	71.0	4.8	7.3%
Regionala investiciju banka	36.0	0.6	1.6%
Expobank	35.6	-0.4	-1.2%
LPB Bank	32.0	4.1	14.7%
Baltic International Bank	24.5	3.9	19.1%
Signet Bank	18.1	1.4	8.7%
PrivatBank	17.8	-13.6	-43.3%
Industra Bank	13.3	5.4	68.4%
Luminor Bank Latvia branch	n/a		
OP Corporate Bank branch Latvia	n/a		
Association member banks	1,981.1	109.3	5.8%
Total banking industry	2,926.9	261.4	9.8%
Altum	381.7	149.5	64.4%

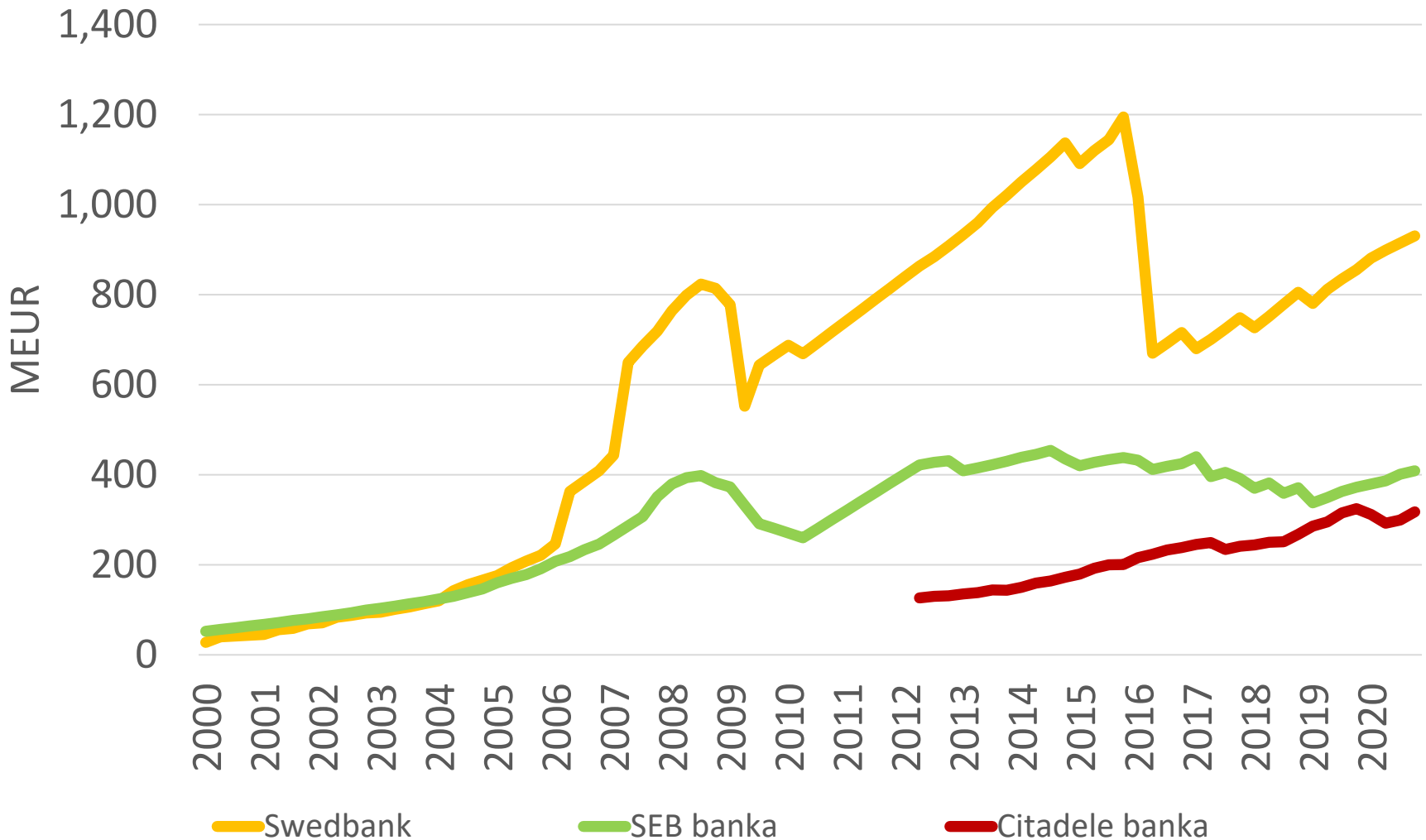
Data source: information from the members of Finance Latvia Association, non-audited data;
 Data source of banking industry: the Bank of Latvia, monthly reports of monetary financial institutions in Latvia.

Change of capital 31.12.2020 vs 31.12.2019, MEUR



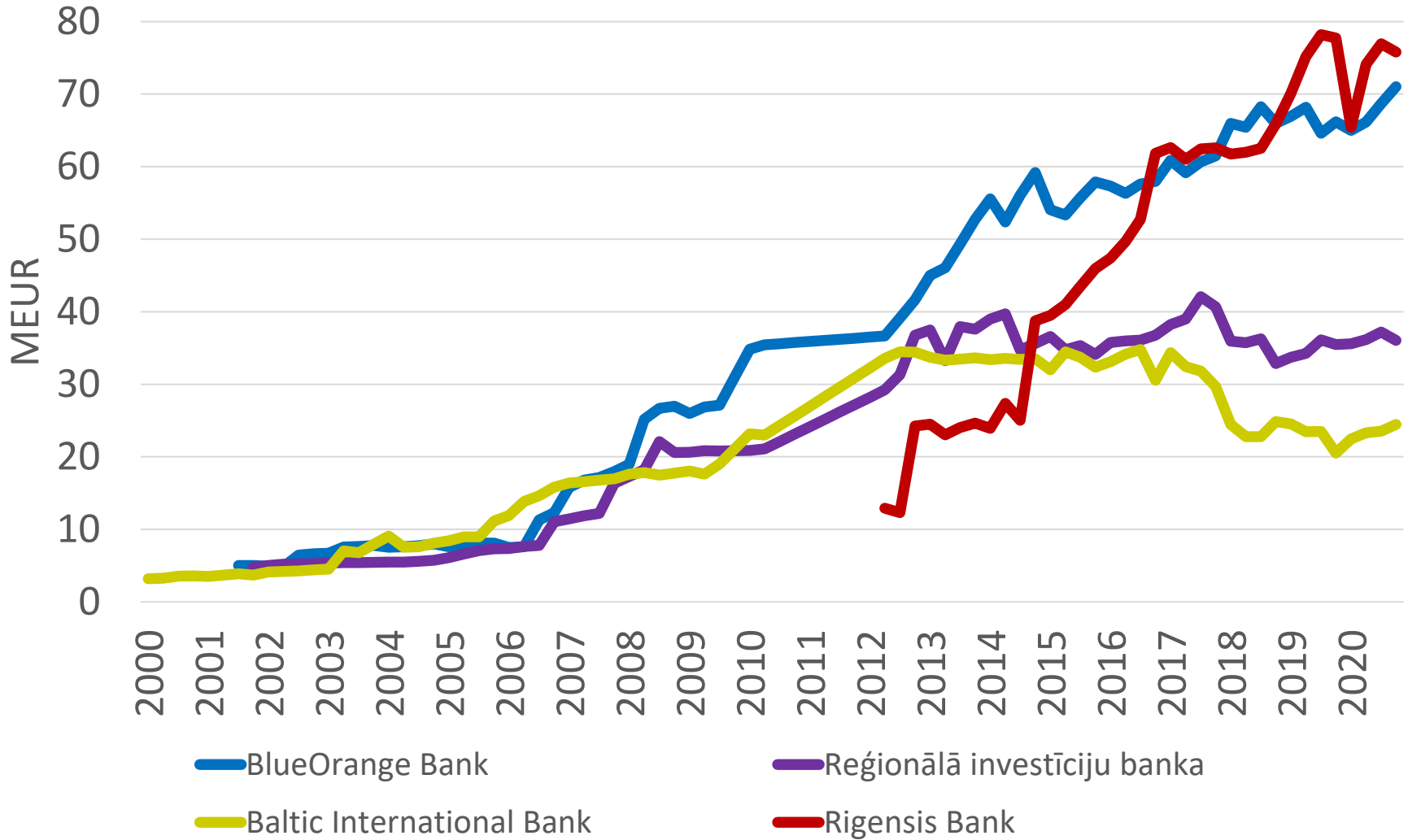
Data source: information from the members of Finance Latvia Association, non-audited data.

Banks' capital 2000-2020 (1)



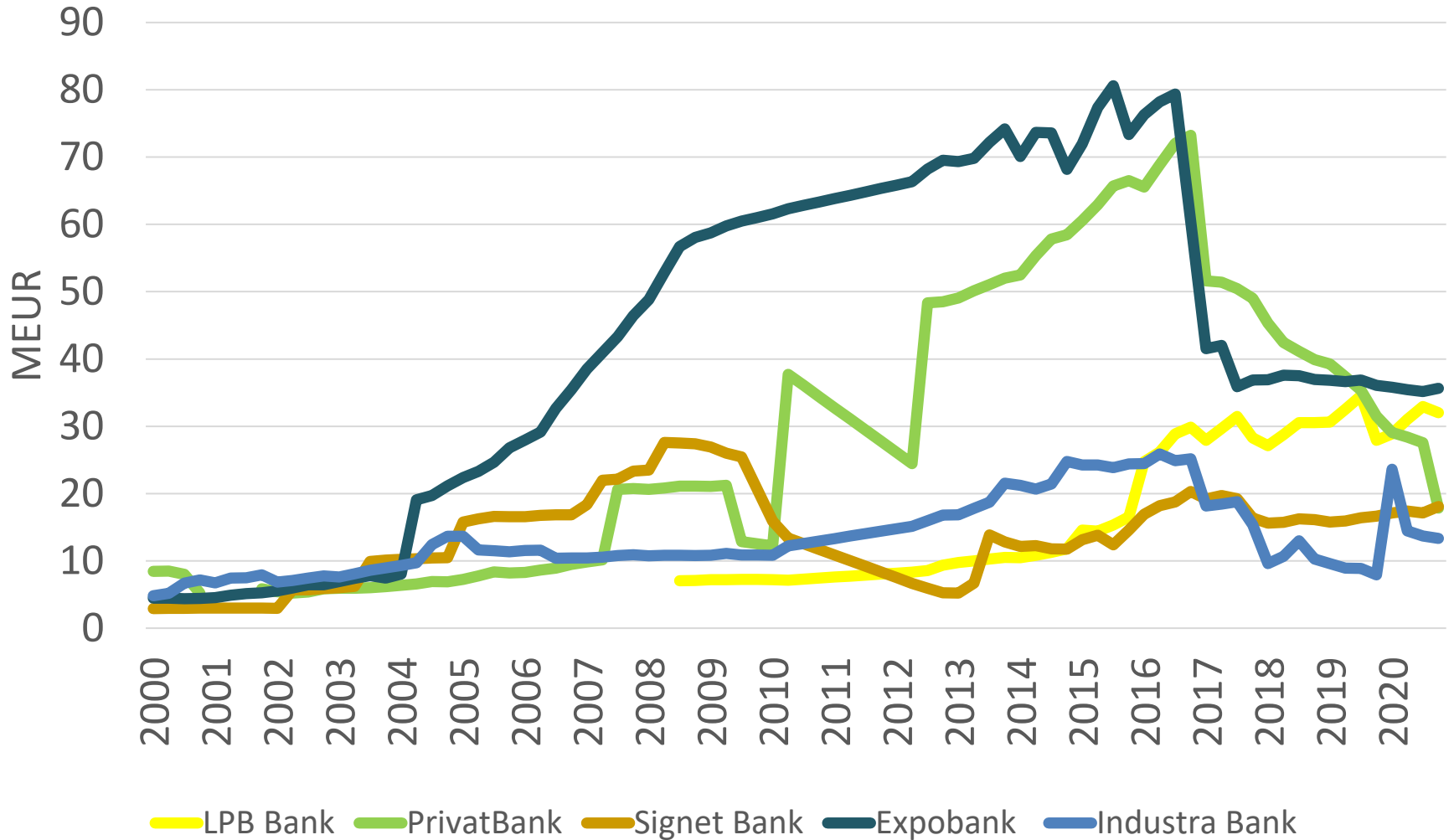
Data source: information from the members of Finance Latvia Association, non-audited data.

Banks' capital 2000-2020 (2)



Data source: information from the members of Finance Latvia Association, non-audited data.

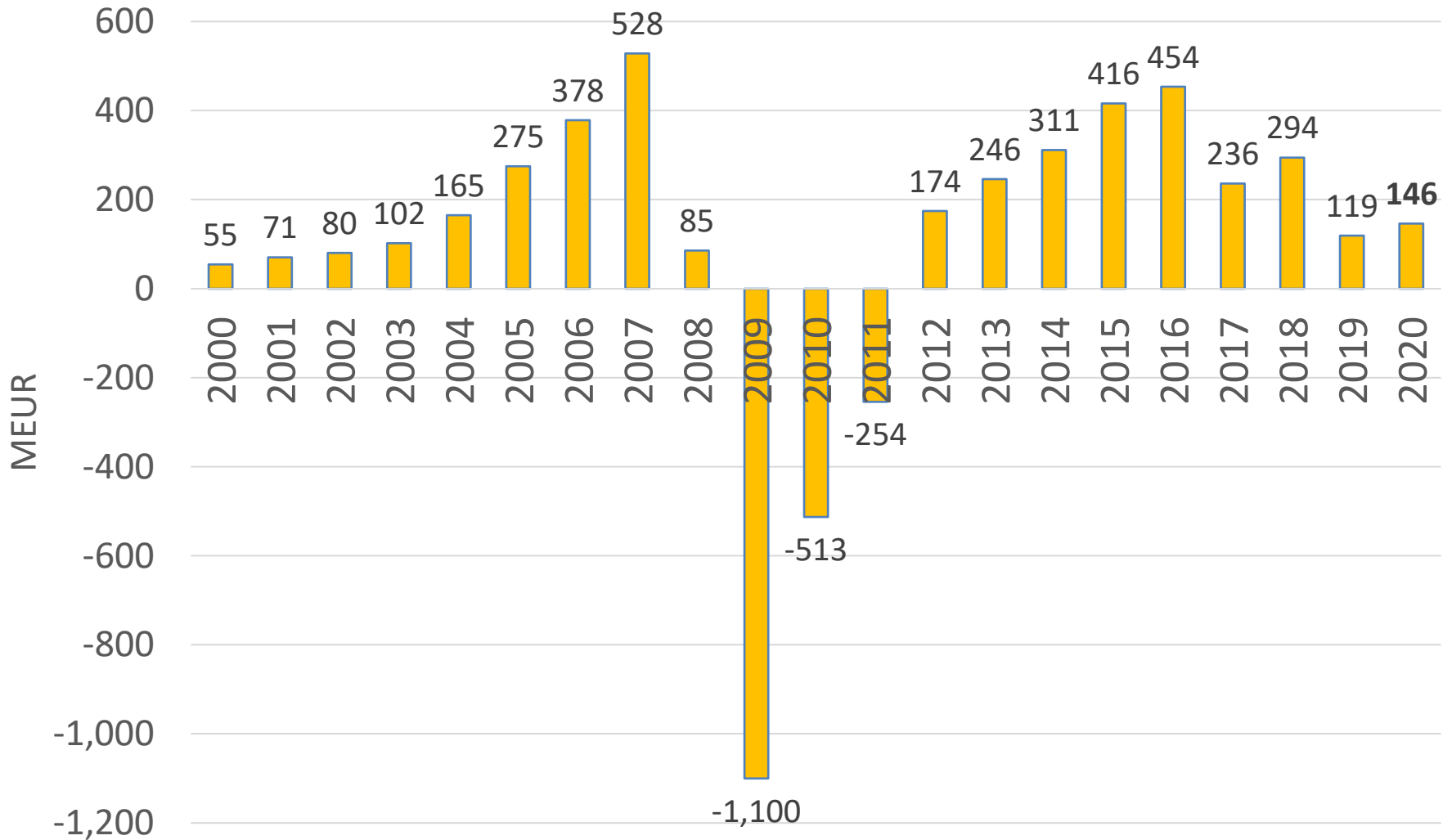
Banks' capital 2000-2020 (3)



Data source: information from the members of Finance Latvia Association, non-audited data.

3. PROFIT

Profit of Latvian banking sector 2000-2020



Data source: the Bank of Latvia, monthly reports of monetary financial institutions in Latvia.

Profit of Latvian banking sector

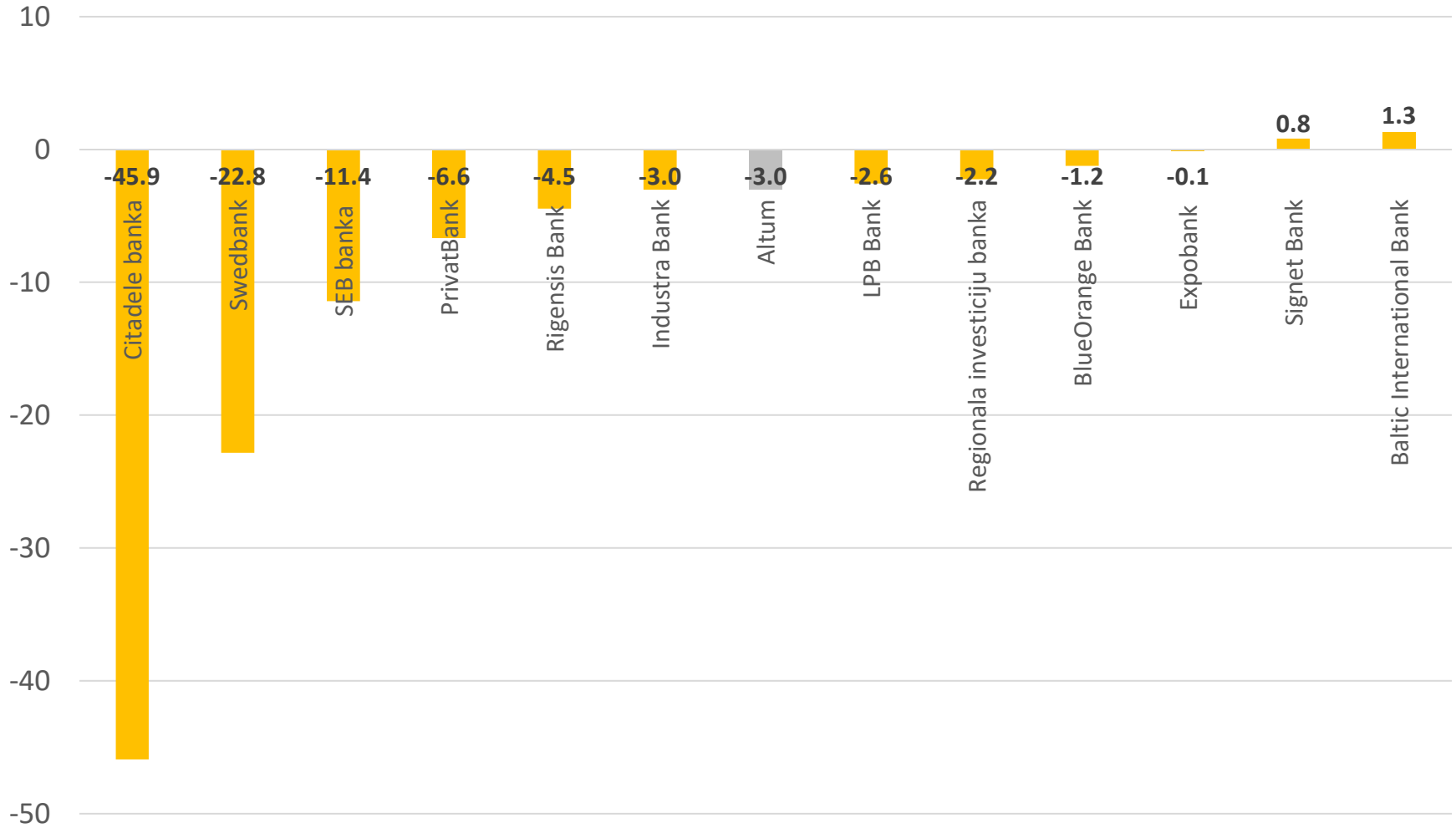
- Total profit of commercial banks in Latvia was EUR 146 million 2020;
- It was larger by 22% or EUR 27 million compared to the result of 2019;
- Latvian banking sector is profitable since 2012;
- Accumulated profit of Latvian banking sector is EUR 615 million since 2008 (economic crisis) or in the last 13 years period.

Banks' profit as of 31.12.2020, MEUR

Name	Value	Change vs. 9m 2019	
Swedbank	75.3	-22.8	-23.3%
SEB banka	35.8	-11.4	-24.2%
BlueOrange Bank	4.9	-1.2	-20.1%
LPB Bank	3.6	-2.6	-41.5%
Rigensis Bank	2.7	-4.5	-62.7%
Signet Bank	1.6	0.8	100.7%
Regionala investiciju banka	0.8	-2.2	-73.8%
Expobank	-1.0	-0.1	15.5%
Baltic International Bank	-1.5	1.3	-47.1%
Industra Bank	-3.6	-3.0	513.8%
Citadele banka	-4.8	-45.9	-111.6%
PrivatBank	-13.6	-6.6	95.2%
Swedbank	n/a		
OP Corporate Bank branch Latvia	n/a		
Association member banks	100.2	-98.3	-49.5%
Total banking industry	146.0	26.7	22.4%
Altum	5.2	-3.0	-36.6%

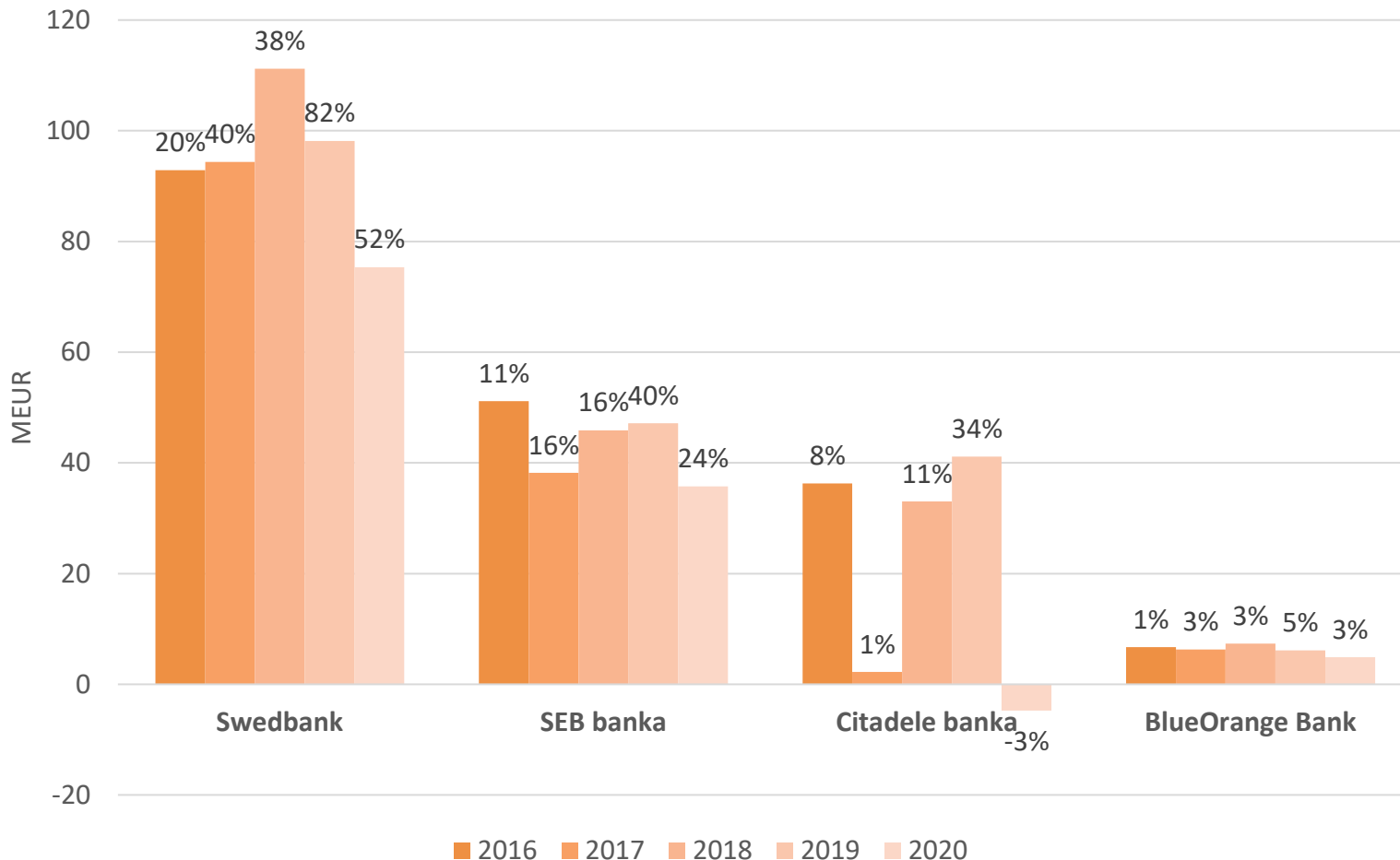
Data source: information from the members of Finance Latvia Association, non-audited data;
 Data source of banking industry: the Bank of Latvia, monthly reports of monetary financial institutions in Latvia.

Change of profit 12m 2020 vs 12m 2019, MEUR



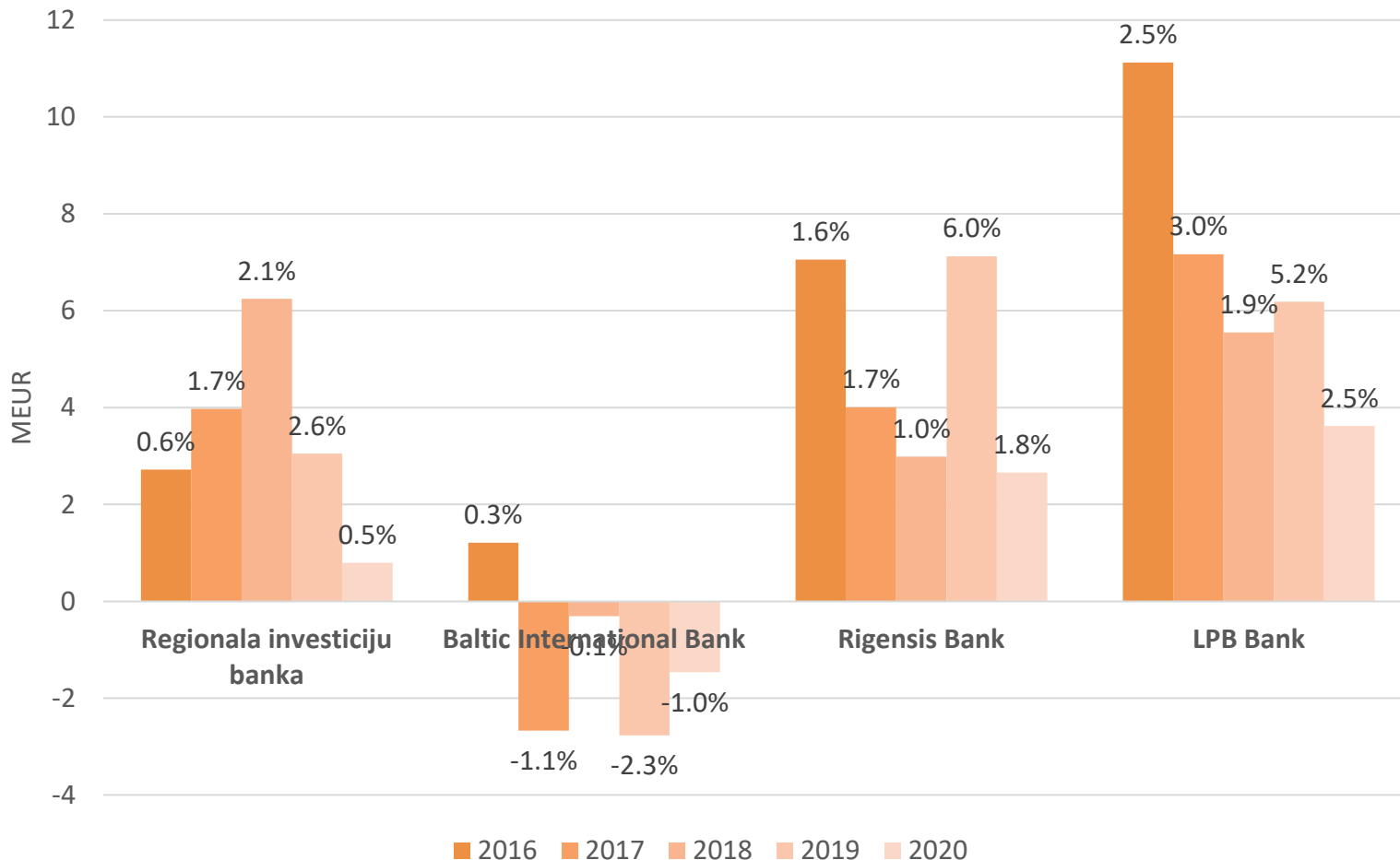
Data source: information from the members of Finance Latvia Association, non-audited data.

Banks' profit 2016-2020, MEUR un % from total profit of Latvian banking sector (1)



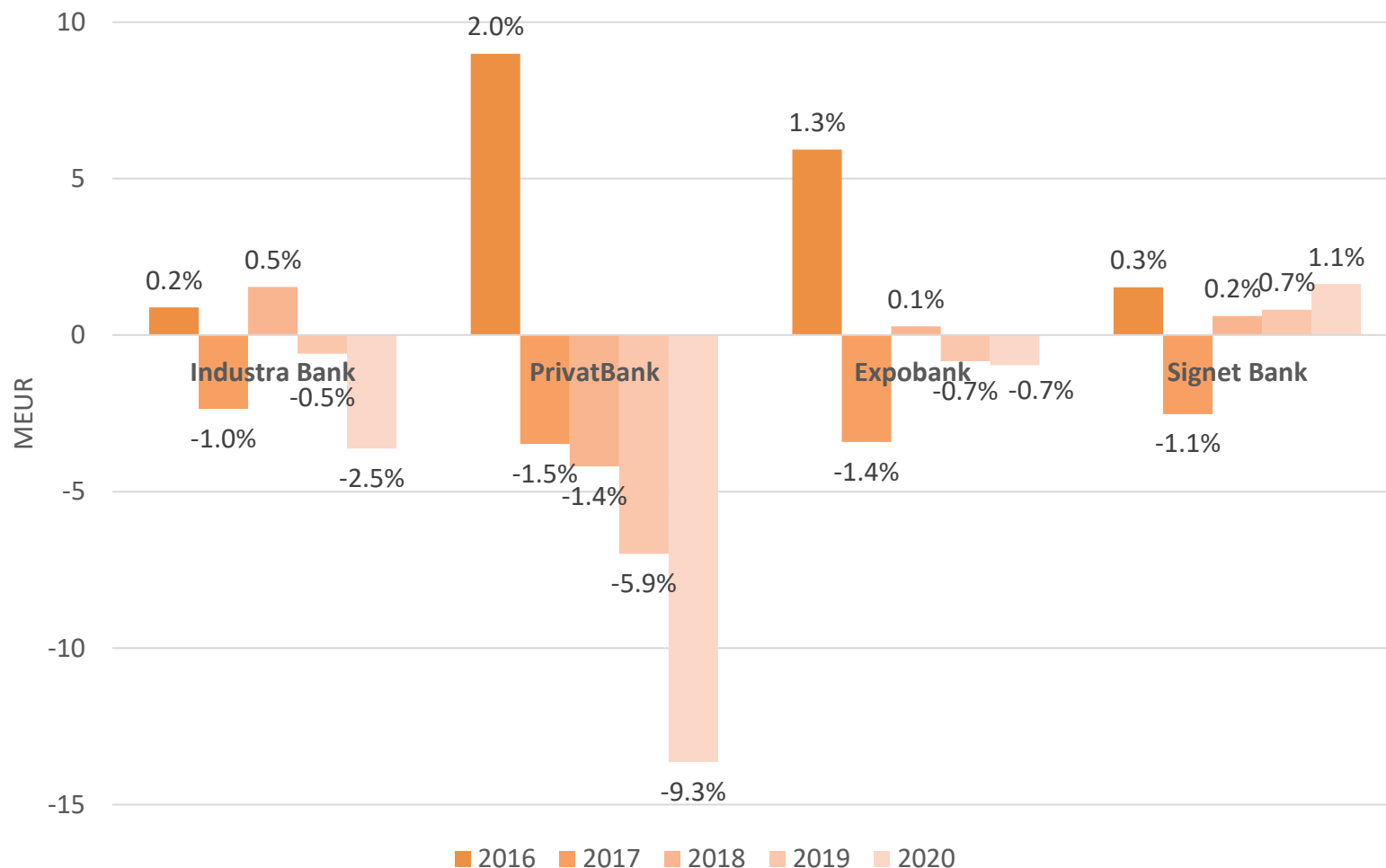
Data source: information from the members of Finance Latvia Association, non-audited data.

Banks' profit 2016-2020, MEUR un % from total profit of Latvian banking sector (2)



Data source: information from the members of Finance Latvia Association, non-audited data.

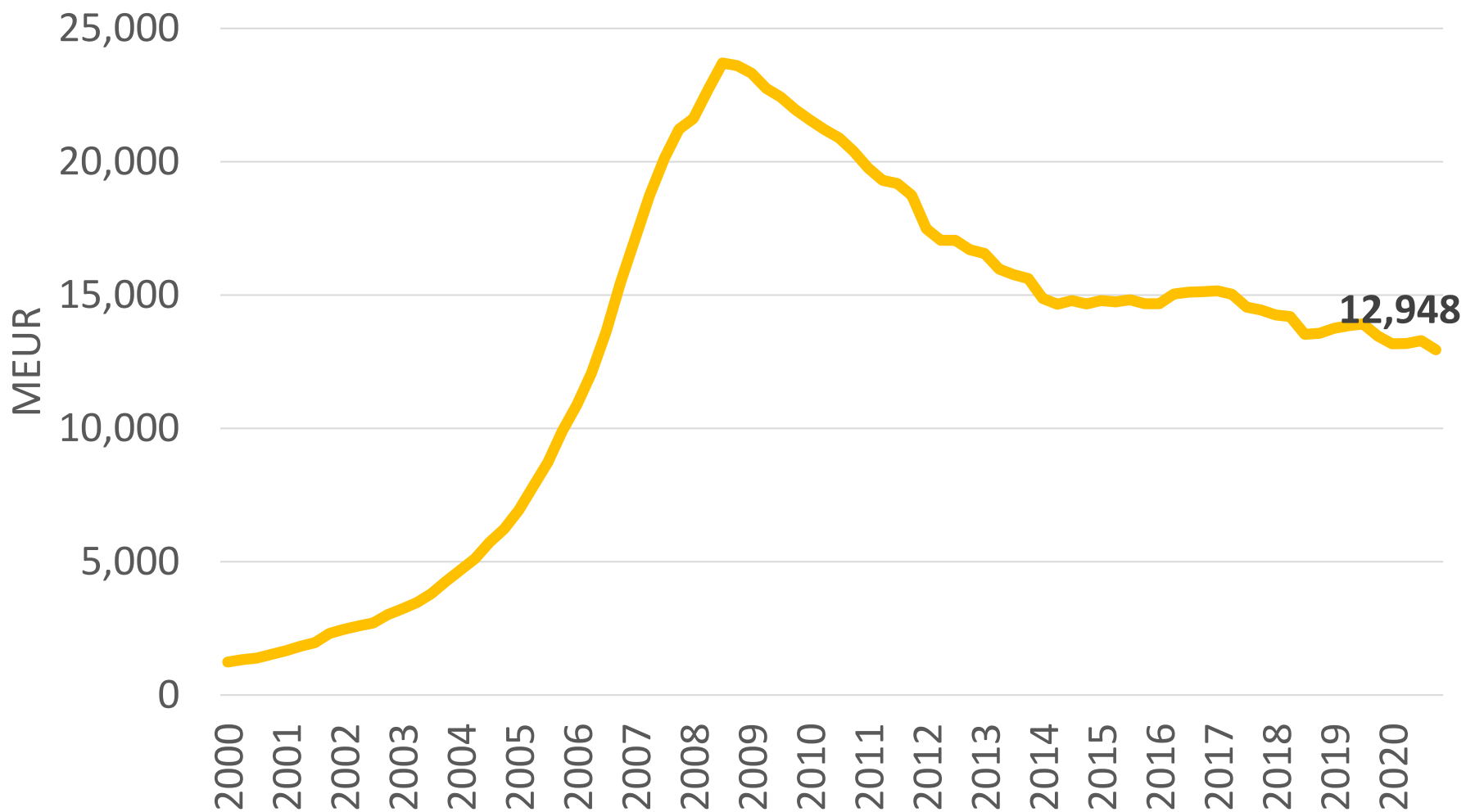
Banks' profit 2016-2020, MEUR un % from total profit of Latvian banking sector (3)



Data source: information from the members of Finance Latvia Association, non-audited data.

4. ISSUED LOANS

Portfolio of issued loans at Latvian banking sector 2000-2020



Data source: the Bank of Latvia, monthly reports of monetary financial institutions in Latvia.

Loans at Latvian banking sector

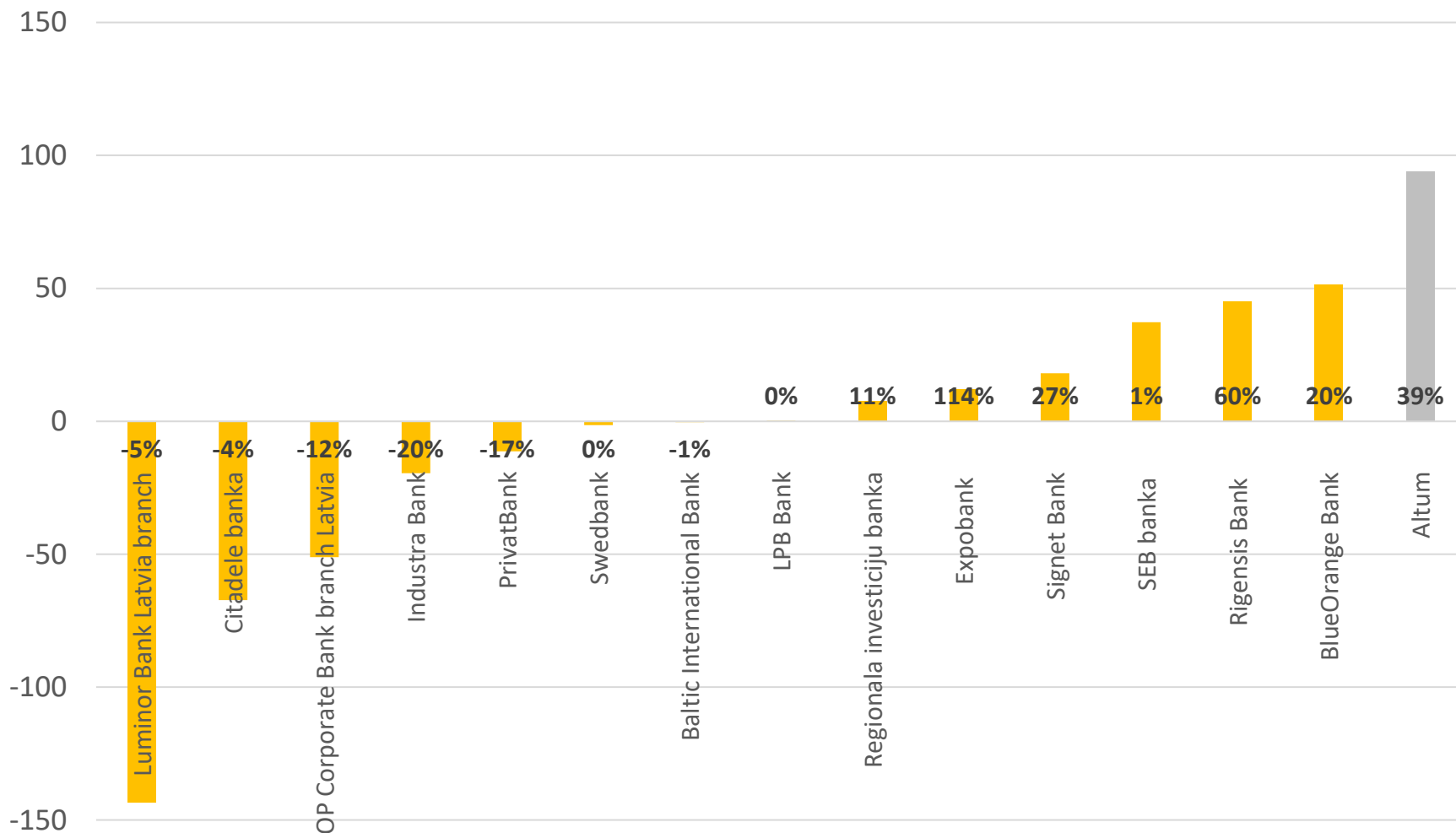
- The portfolio of issued loans by Latvian banking sector was EUR 12.95 billion as of December 31, 2020;
- Total loan portfolio decreased by 3% or EUR 0.34 billion EUR in the 4th quarter 2020;
- The portfolio decreased by 4% or EUR 0.52 billion in the last 12 months period;
- Total loan portfolio was around EUR 13.0-14.0 billion in the last two years period.

Banks' issued loans as of 31.12.2020, MEUR

Name	Value	Change in 2020	
Swedbank	3,530.6	-1.5	0.0%
SEB banka	3,080.2	37.2	1.2%
Luminor Bank Latvia branch	2,817.4	-143.5	-4.8%
Citadele banka	1,578.0	-67.3	-4.1%
OP Corporate Bank branch Latvia	362.6	-51.1	-12.4%
BlueOrange Bank	308.4	51.4	20.0%
Rigensis Bank	120.4	45.0	59.6%
Signet Bank	84.1	18.0	27.3%
Industra Bank	80.6	-19.5	-19.5%
Regionala investiciju banka	78.4	7.7	10.9%
PrivatBank	54.8	-11.3	-17.1%
LPB Bank	50.6	0.2	0.3%
Baltic International Bank	43.7	-0.3	-0.7%
Expobank	22.5	12.0	113.9%
Association member banks	12,212.2	-123.2	-1.0%
Total banking industry	12,948.1	-523.8	-3.9%
Altum	333.9	93.9	39.1%

Data source: information from the members of Finance Latvia Association, non-audited data;
Data source of banking industry: the Bank of Latvia, monthly reports of monetary financial institutions in Latvia.

Change of loans portfolio 31.12.2020 vs 31.12.2019, MEUR



Data source: information from the members of Finance Latvia Association, non-audited data.

Breakdown of loans as of 31.12.2020, MEUR

Name	Loans	Private persons		Companies
		Total	incl. property loans to residents	
Swedbank	3,530.6	1,872.9	1,678.8	1,588.2
SEB banka	3,080.2	1,038.7	886.6	1,949.3
Luminor Bank Latvia branch	2,817.4	1,485.2	1,273.6	1,324.6
Citadele banka	1,578.0	680.3	257.5	878.1
OP Corporate Bank branch Latvia	362.6	0.0	0.0	355.5
BlueOrange Bank	308.4	15.2	8.0	293.3
Rigensis Bank	120.4	6.2	0.7	114.3
Signet Bank	84.1	24.1	0.3	59.9
Industra Bank	80.6	6.4	3.5	74.1
Regionala investiciju banka	78.4	2.1	0.0	76.3
PrivatBank	54.8	30.5	13.4	24.2
LPB Bank	50.6	7.9	2.9	42.7
Baltic International Bank	43.7	10.0	1.4	33.6
Expobank	22.5	3.8	0.0	18.8
Association member banks	12,212.2	5,183.4	4,126.6	6,832.9
Total banking industry	12,948.1	5,372.3	4,156.4	7,380.0
Altum	333.9	28.9	5.2	305.0

Data source: information from the members of Finance Latvia Association, non-audited data;

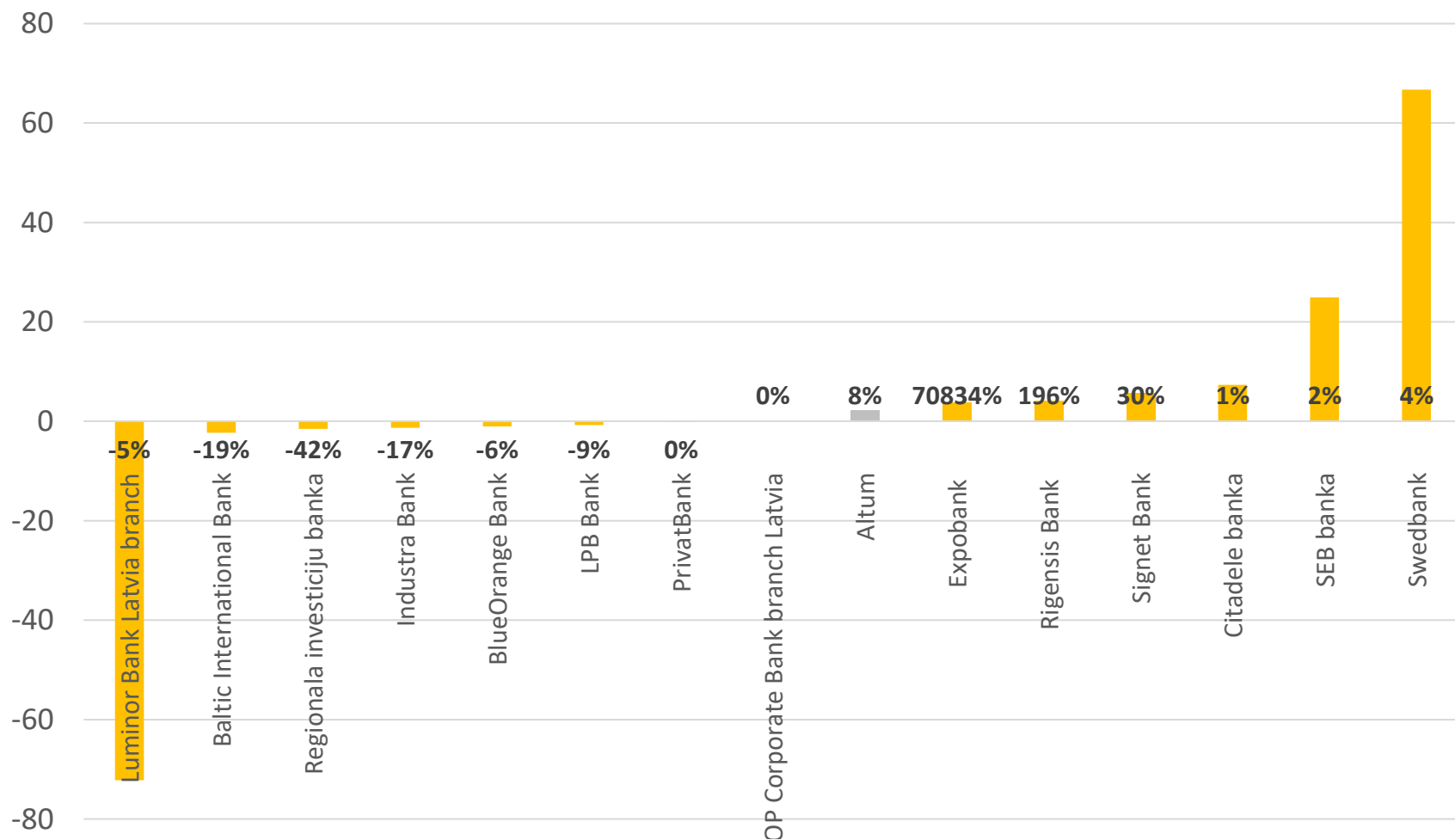
Data source of banking industry: the Bank of Latvia, monthly reports of monetary financial institutions in Latvia.

Loans to private persons as of 31.12.2020, MEUR

Name	Value	Change in 2020	
Swedbank	1,872.9	66.7	3.7%
Luminor Bank Latvia branch	1,485.2	-72.2	-4.6%
SEB banka	1,038.7	24.9	2.5%
Citadele banka	680.3	7.3	1.1%
PrivatBank	30.5	0.0	-0.1%
Signet Bank	24.1	5.6	30.4%
BlueOrange Bank	15.2	-1.1	-6.5%
Baltic International Bank	10.0	-2.3	-18.5%
LPB Bank	7.9	-0.7	-8.6%
Industra Bank	6.4	-1.3	-17.1%
Rigensis Bank	6.2	4.1	196.2%
Expobank	3.8	3.7	70834.5%
Regionala investiciju banka	2.1	-1.5	-41.7%
OP Corporate Bank branch Latvia	0.0	0.0	0.0%
Association member banks	5,183.4	33.2	0.6%
Total banking industry	5,372.3	22.8	0.4%
Altum	28.9	2.2	8.1%

Data source: information from the members of Finance Latvia Association, non-audited data;
Data source of banking industry: the Bank of Latvia, monthly reports of monetary financial institutions in Latvia.

Change of loans to private persons 31.12.2020 vs 31.12.2019, MEUR

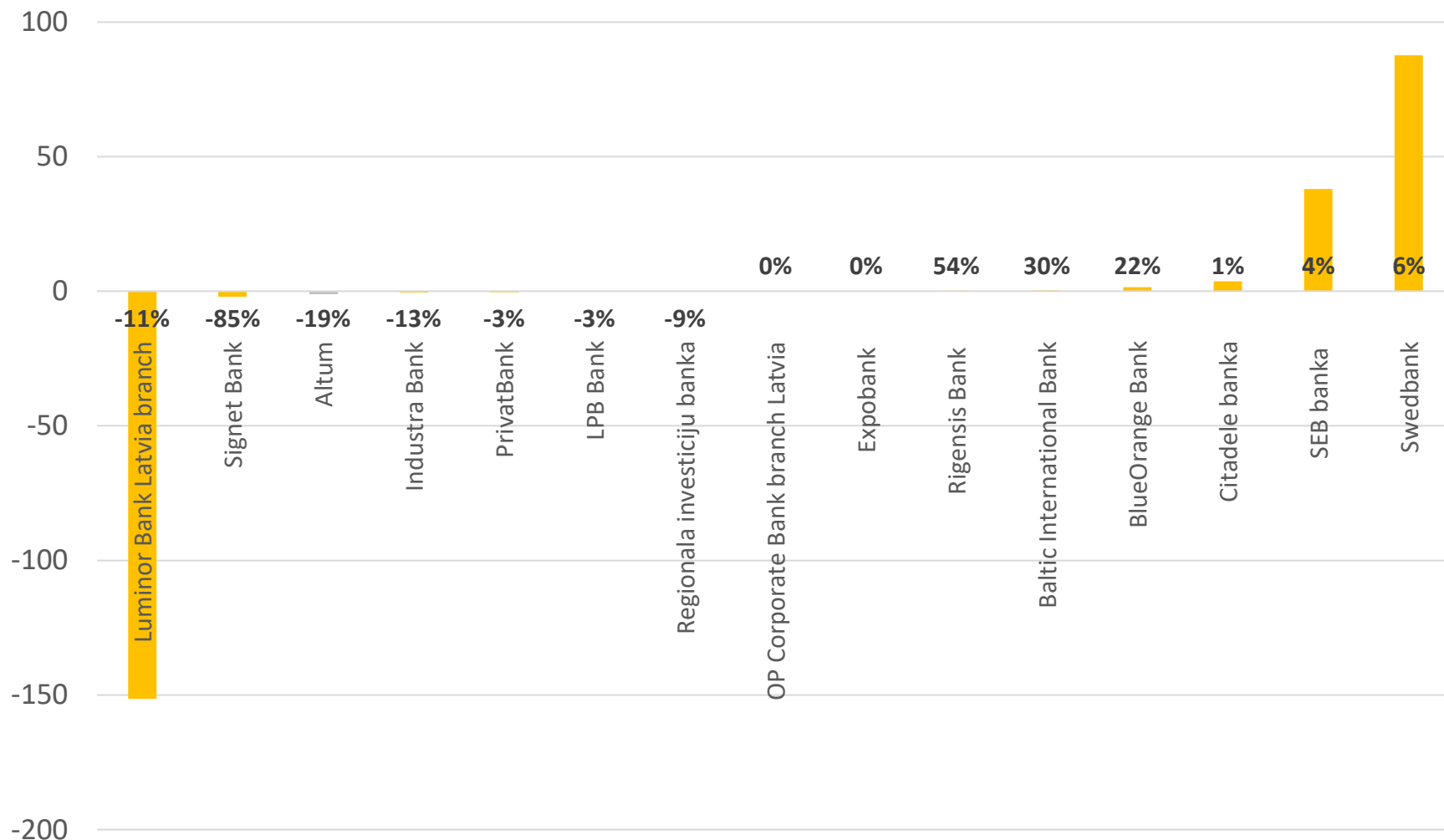


Property loans to residents as of 31.12.2020, MEUR

Name	Value	Change in 2020	
Swedbank	1,678.8	87.6	5.5%
Luminor Bank Latvia branch	1,273.6	-151.4	-10.6%
SEB banka	886.6	37.9	4.5%
Citadele banka	257.5	3.7	1.5%
PrivatBank	13.4	-0.4	-2.6%
BlueOrange Bank	8.0	1.5	22.3%
Industra Bank	3.5	-0.5	-13.0%
LPB Bank	2.9	-0.1	-3.2%
Baltic International Bank	1.4	0.3	29.9%
Rigensis Bank	0.7	0.2	54.1%
Signet Bank	0.3	-2.0	-85.1%
Regionala investiciju banka	0.0	0.0	-8.6%
Expobank	0.0	0.0	0.0%
OP Corporate Bank branch Latvia	0.0	0.0	0.0%
Association member banks	4,126.6	-23.1	-0.6%
Total banking industry	4,156.4	-1.0	0.0%
Altum	5.2	-1.2	-19.1%

Data source: information from the members of Finance Latvia Association, non-audited data;
Data source of banking industry: the Bank of Latvia, monthly reports of monetary financial institutions in Latvia.

Change of property loans to residents 31.12.2020 vs 31.12.2019, MEUR



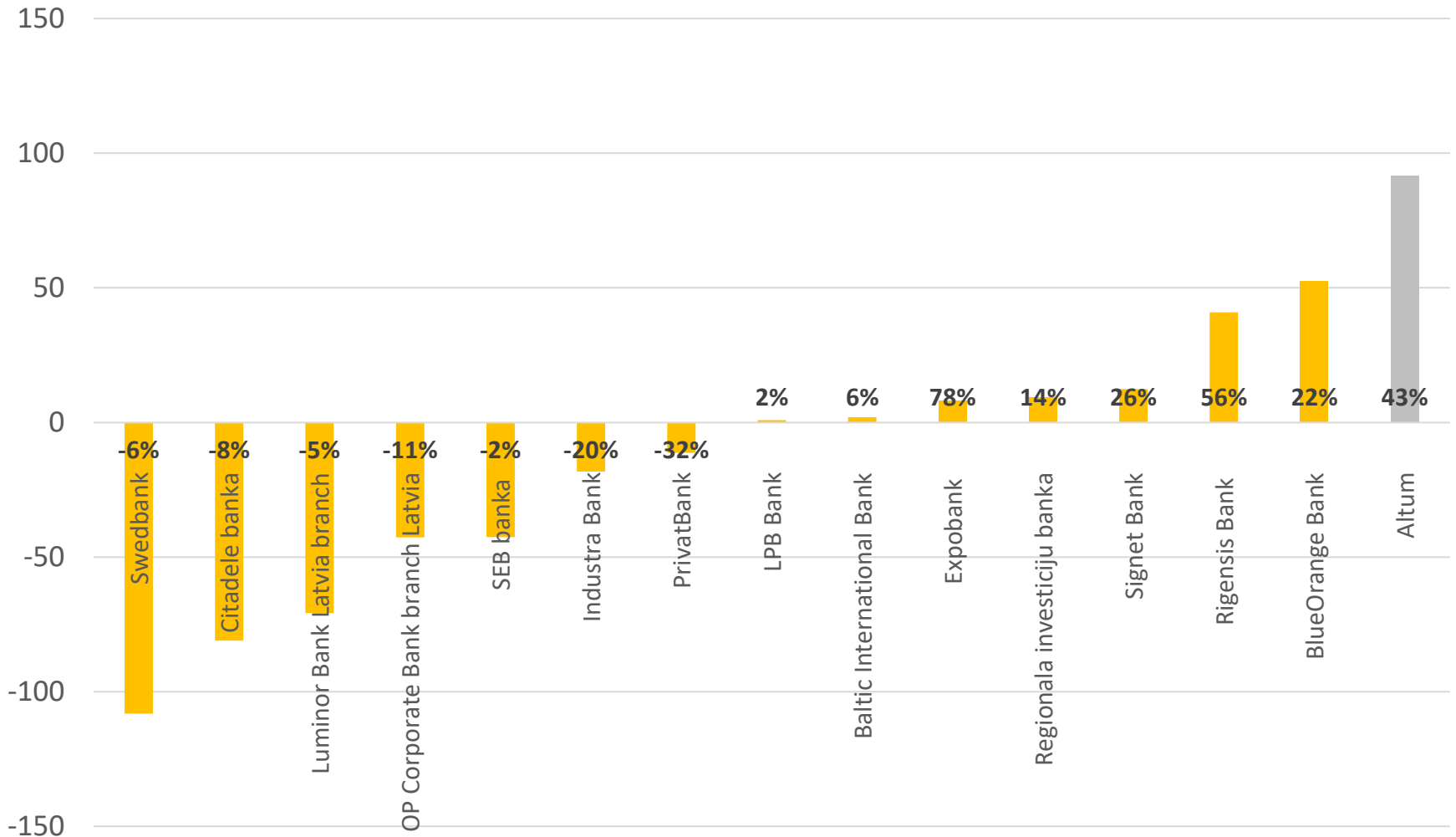
Data source: information from the members of Finance Latvia Association, non-audited data.

Loans to companies as of 31.12.2020, MEUR

Name	Value	Change in 2020	
SEB banka	1,949.3	-42.6	-2.1%
Swedbank	1,588.2	-108.1	-6.4%
Luminor Bank Latvia branch	1,324.6	-70.8	-5.1%
Citadele banka	878.1	-81.0	-8.4%
OP Corporate Bank branch Latvia	355.5	-42.7	-10.7%
BlueOrange Bank	293.3	52.4	21.8%
Rigensis Bank	114.3	40.9	55.7%
Regionala investiciju banka	76.3	9.2	13.7%
Industra Bank	74.1	-18.2	-19.7%
Signet Bank	59.9	12.4	26.0%
LPB Bank	42.7	0.9	2.1%
Baltic International Bank	33.6	2.0	6.2%
PrivatBank	24.2	-11.3	-31.7%
Expobank	18.8	8.2	78.3%
Association member banks	6,832.9	-248.7	-3.5%
Total banking industry	7,380.0	-638.8	-8.0%
Altum	305.0	91.8	43.0%

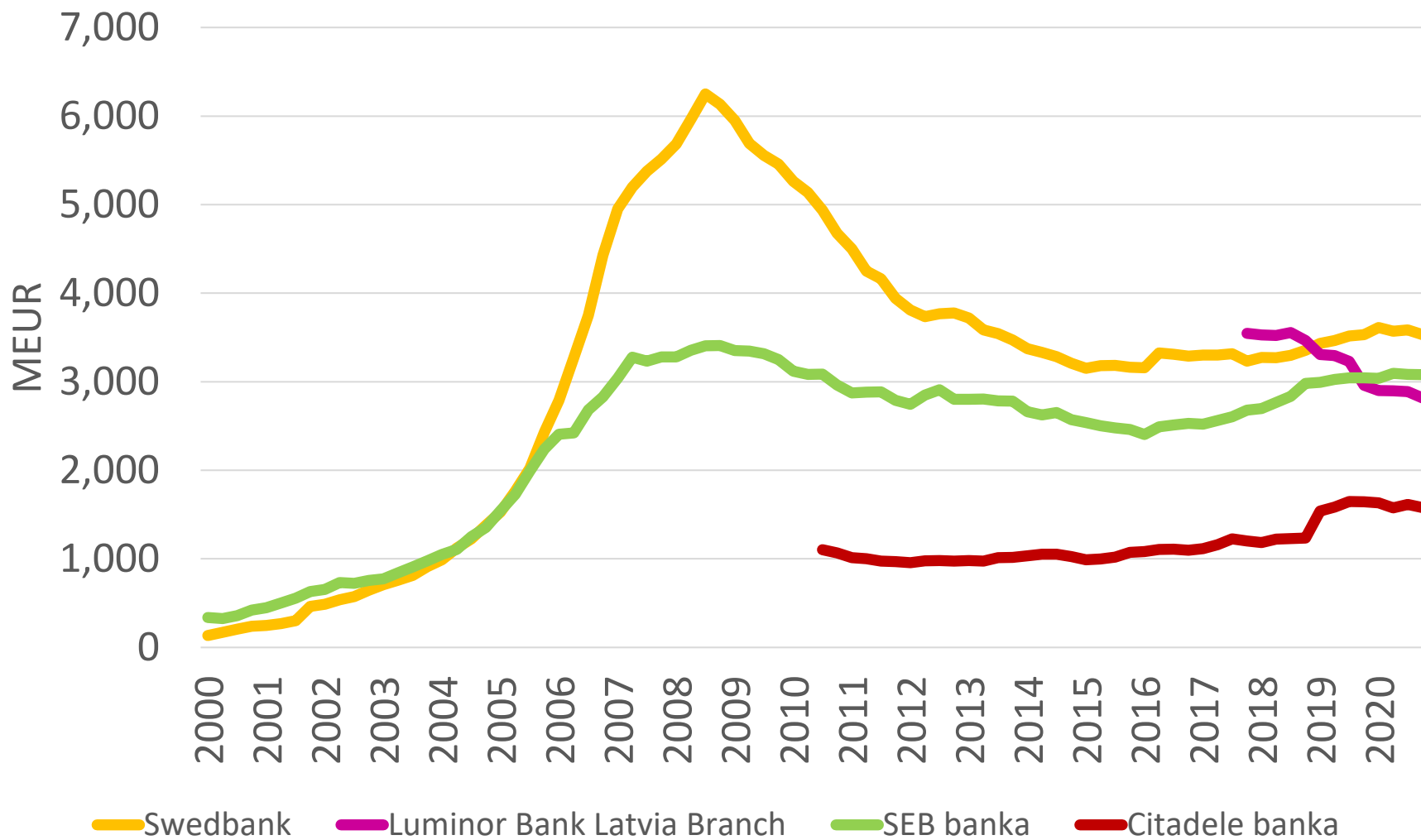
Data source: information from the members of Finance Latvia Association, non-audited data;
Data source of banking industry: the Bank of Latvia, monthly reports of monetary financial institutions in Latvia.

Change of loans to companies 31.12.2020 vs 31.12.2019, MEUR



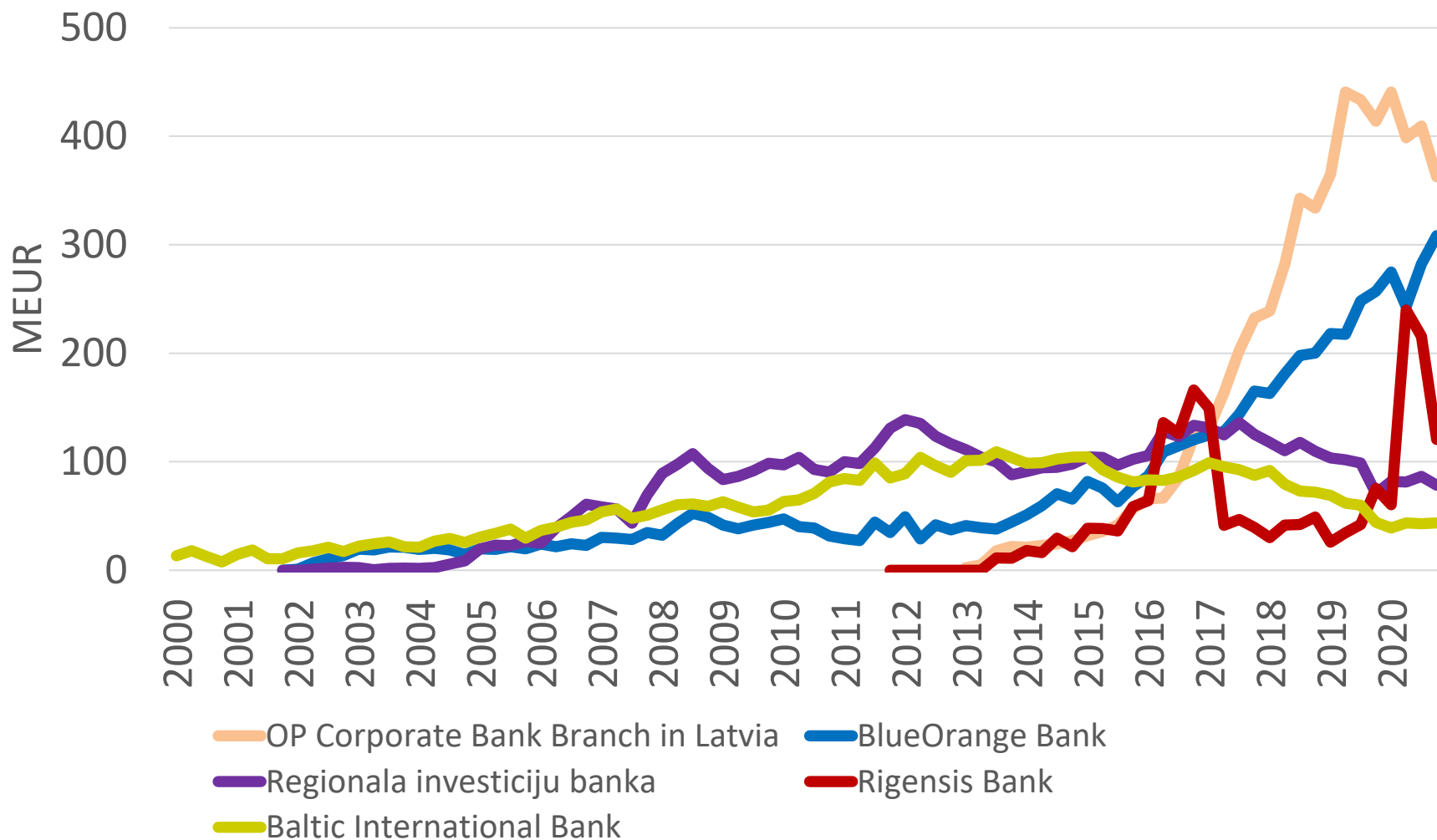
Data source: information from the members of Finance Latvia Association, non-audited data.

Banks' issued loans 2000-2020 (1)



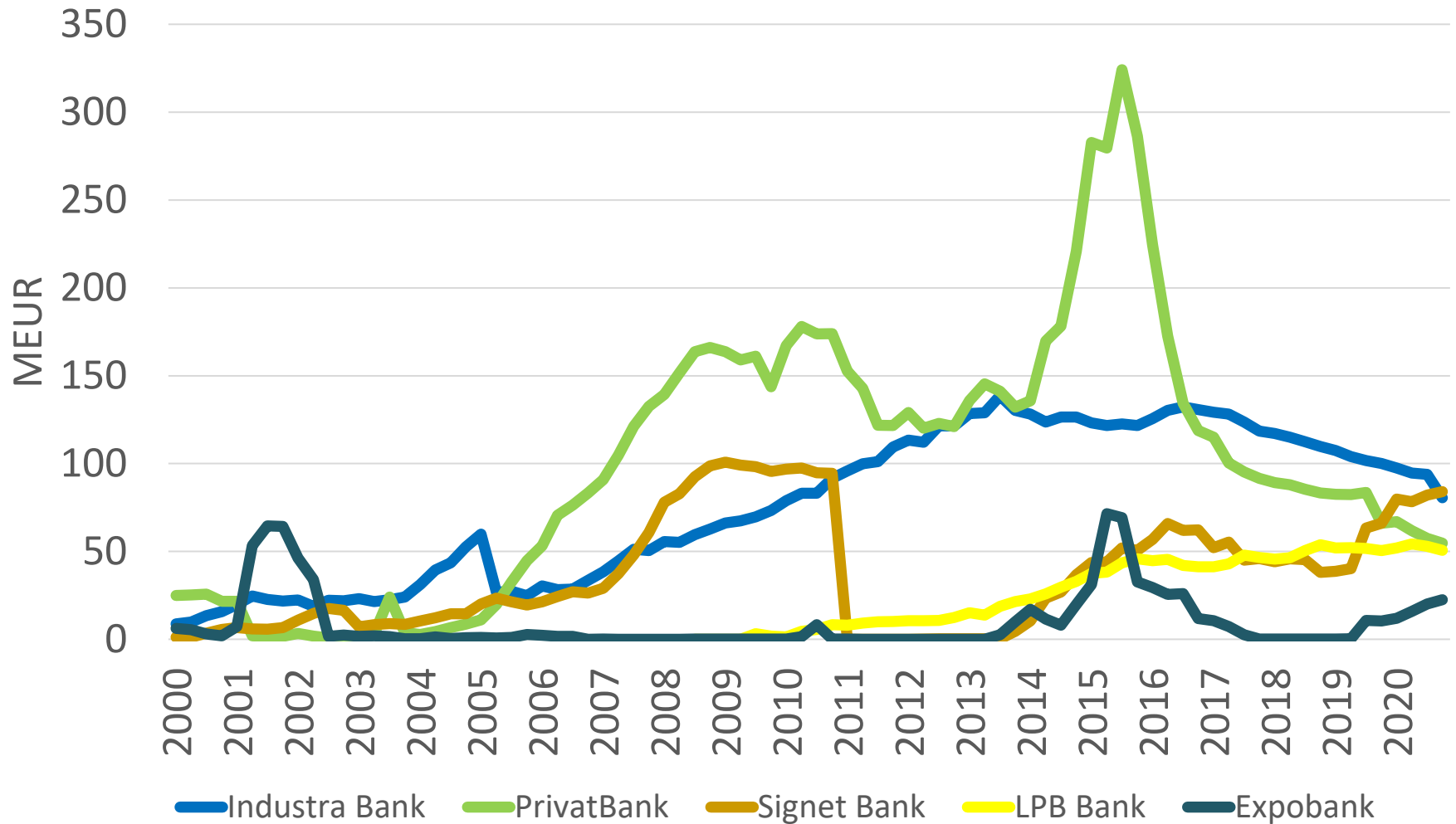
Data source: information from the members of Finance Latvia Association, non-audited data.

Banks' issued loans 2000-2020 (2)



Data source: information from the members of Finance Latvia Association, non-audited data.

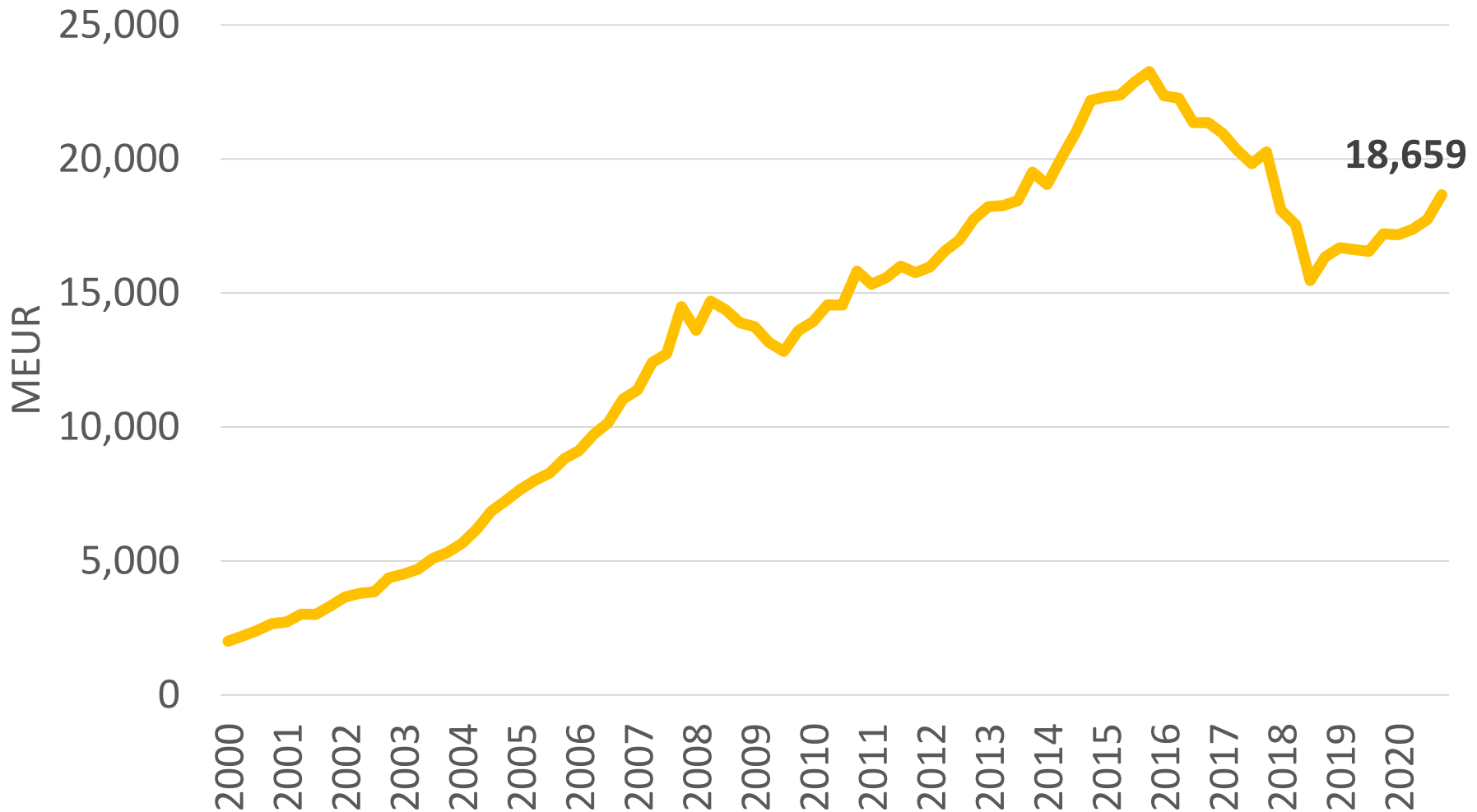
Banks' issued loans 2000-2020 (3)



Data source: information from the members of Finance Latvia Association, non-audited data.

5. DEPOSITS

Deposits at Latvian banking sector 2000-2020



Data source: the Bank of Latvia, monthly reports of monetary financial institutions in Latvia.

Deposits at Latvian banking sector

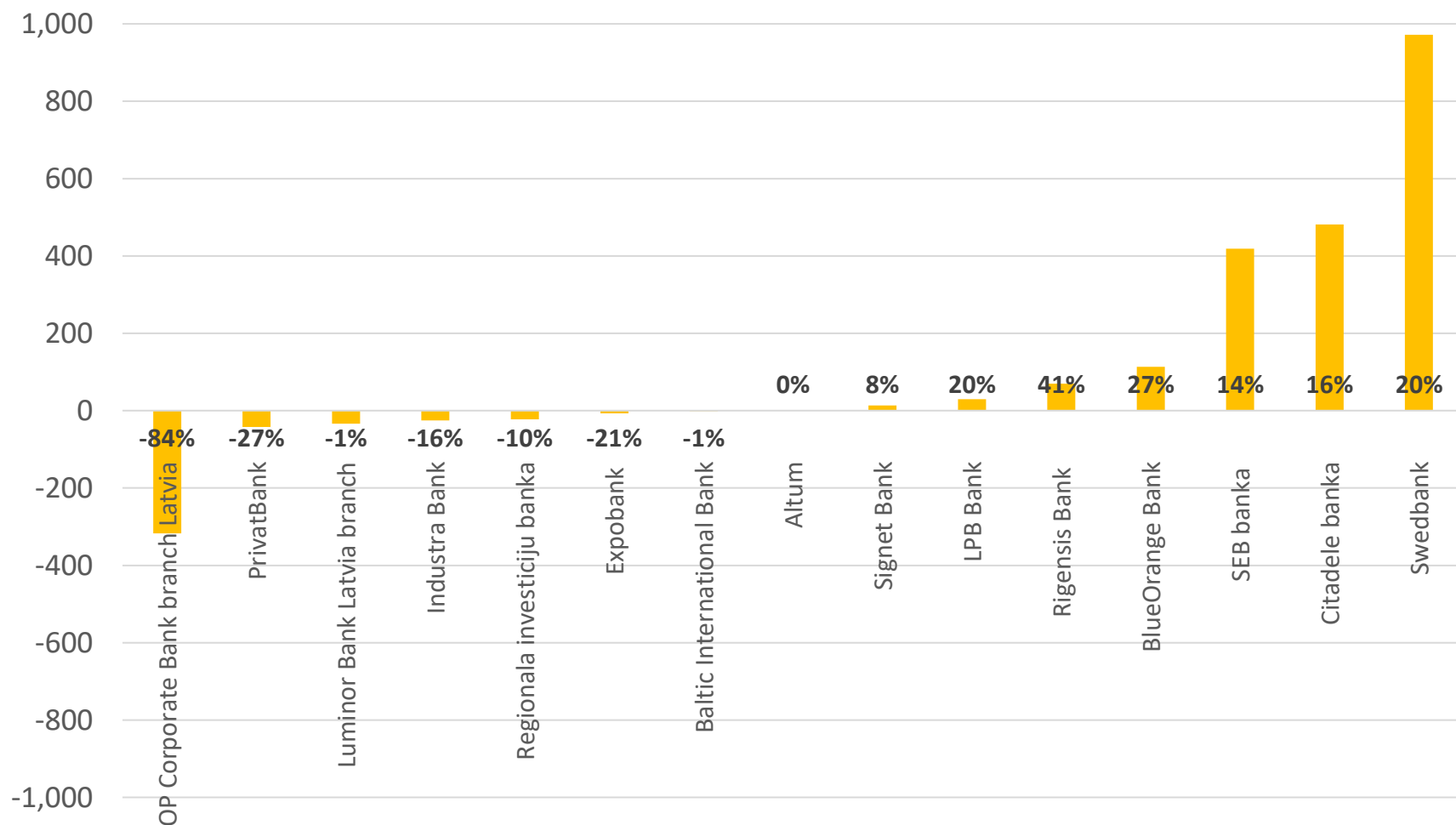
- Total deposits at Latvian banking sector were EUR 18.66 billion as of December 31, 2020;
- The total portfolio of deposits increased by 5% or EUR 0.92 billion in the 4th quarter 2020 and reached the largest value since the end of 2017;
- Deposits increased by 8% or EUR 1.45 billion in the last 12 months period.

Deposits at banks as of 31.12.2020, MEUR

Name	Value	Change in 2020	
Swedbank	5,853.2	971.8	19.9%
SEB banka	3,518.1	418.5	13.5%
Citadele banka	3,455.0	481.3	16.2%
Luminor Bank Latvia branch	2,892.3	-33.3	-1.1%
BlueOrange Bank	542.6	113.7	26.5%
Rigensis Bank	240.2	69.8	41.0%
Regionala investiciju banka	208.5	-22.6	-9.8%
Baltic International Bank	182.3	-1.0	-0.5%
LPB Bank	181.9	30.0	19.8%
Signet Bank	181.2	13.5	8.1%
Industra Bank	131.0	-24.9	-16.0%
PrivatBank	111.7	-41.8	-27.3%
OP Corporate Bank branch Latvia	61.0	-316.9	-83.9%
Expobank	25.3	-6.8	-21.2%
Association member banks	17,584.3	1,651.4	10.4%
Total banking industry	18,659.3	1,452.9	8.4%
Altum	0.0	0.0	0.0%

Data source: information from the members of Finance Latvia Association, non-audited data;
 Data source of banking industry: the Bank of Latvia, monthly reports of monetary financial institutions in Latvia.

Change of deposits 31.12.2020 vs 31.12.2019, MEUR



Data source: information from the members of Finance Latvia Association, non-audited data.

Breakdown of deposits as of 31.12.2020, MEUR

Name	Deposits	Term		Customer	
		Short term	Long term	Private persons	Companies
Swedbank	5,853.2	5,742.9	110.3	3,493.0	2,254.0
SEB banka	3,518.1	3,084.9	433.2	1,925.1	1,437.5
Citadele banka	3,455.0	2,732.5	722.4	1,955.6	1,327.4
Luminor Bank Latvia branch	2,892.3	2,600.5	291.8	1,335.6	1,397.0
BlueOrange Bank	542.6	203.2	339.5	371.2	171.5
Rigensis Bank	240.2	101.8	138.5	22.9	217.3
Regionala investiciju banka	208.5	175.5	33.0	95.7	112.8
Baltic International Bank	182.3	164.0	18.3	47.0	135.3
LPB Bank	181.9	145.1	36.8	60.2	121.7
Signet Bank	181.2	152.0	29.2	86.8	94.4
Industra Bank	131.0	100.7	30.3	80.6	50.2
PrivatBank	111.7	35.0	76.7	90.5	21.1
OP Corporate Bank branch Latvia	61.0	61.0	0.0	0.0	60.1
Expobank	25.3	16.7	8.6	11.2	14.1
Association member banks	17,584.3	15,315.7	2,268.6	9,575.3	7,414.3
Total banking industry	18,659.3	15,912.1	2,747.2	10,240.8	7,824.6
Altum	0.0	0.0	0.0	0.0	0.0

Data source: information from the members of Finance Latvia Association, non-audited data;

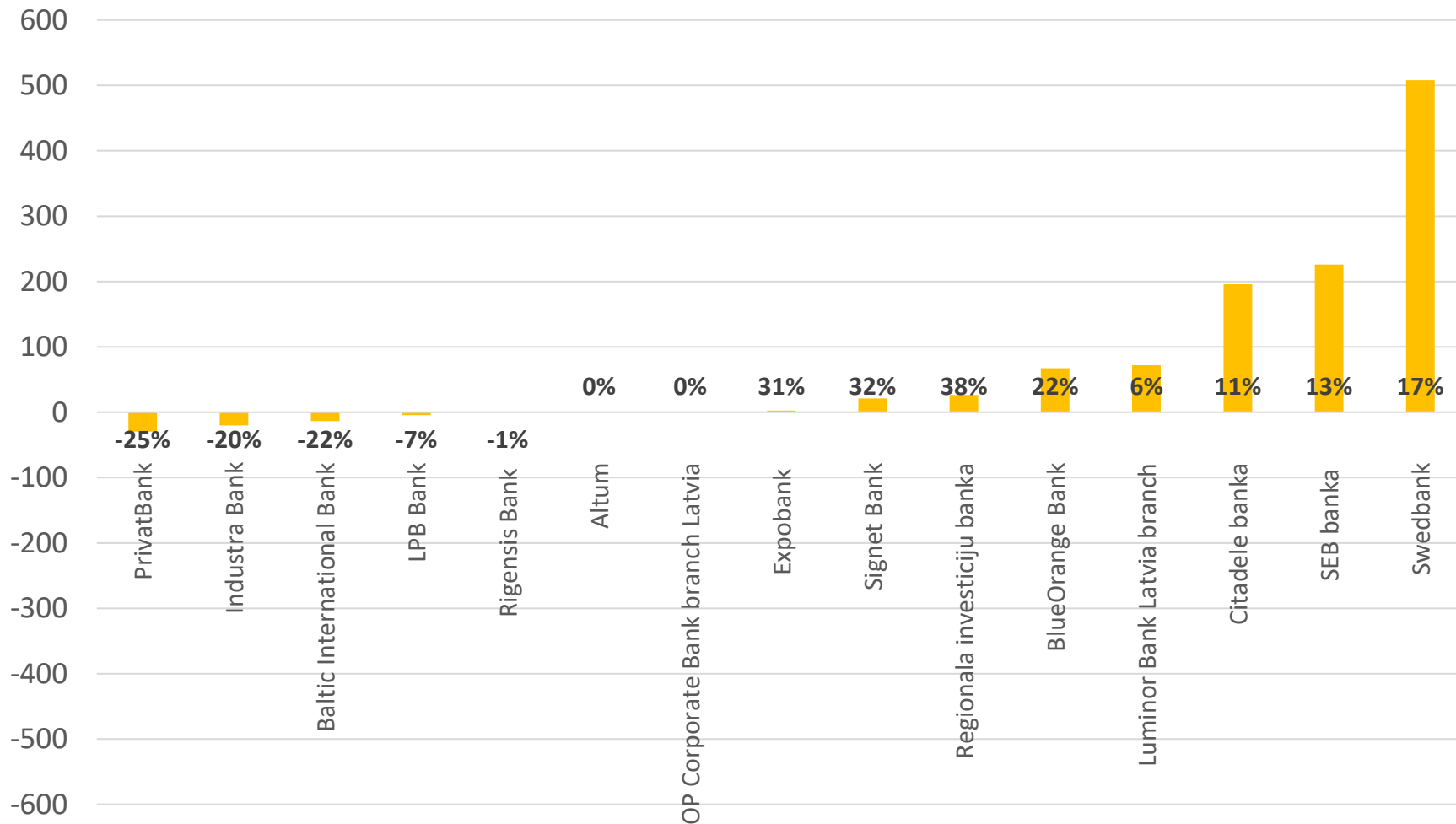
Data source of banking industry: the Bank of Latvia, monthly reports of monetary financial institutions in Latvia.

Deposits of private persons as of 31.12.2020, MEUR

Name	Value	Change in 2020	
Swedbank	3,493.0	507.9	17.0%
Citadele banka	1,955.6	195.7	11.1%
SEB banka	1,925.1	225.9	13.3%
Luminor Bank Latvia branch	1,335.6	71.8	5.7%
BlueOrange Bank	371.2	67.2	22.1%
Regionala investiciju banka	95.7	26.5	38.3%
PrivatBank	90.5	-29.7	-24.7%
Signet Bank	86.8	21.2	32.2%
Industra Bank	80.6	-20.0	-19.9%
LPB Bank	60.2	-4.6	-7.1%
Baltic International Bank	47.0	-13.5	-22.3%
Rigensis Bank	22.9	-0.2	-0.9%
Expobank	11.2	2.7	31.1%
OP Corporate Bank branch Latvia	0.0	0.0	0.0%
Association member banks	9,575.3	1,050.8	12.3%
Total banking industry	10,240.8	867.1	9.3%
Altum	0.0	0.0	0.0%

Data source: information from the members of Finance Latvia Association, non-audited data;
Data source of banking industry: the Bank of Latvia, monthly reports of monetary financial institutions in Latvia.

Change of deposits of private persons 31.12.2020 vs 31.12.2019, MEUR



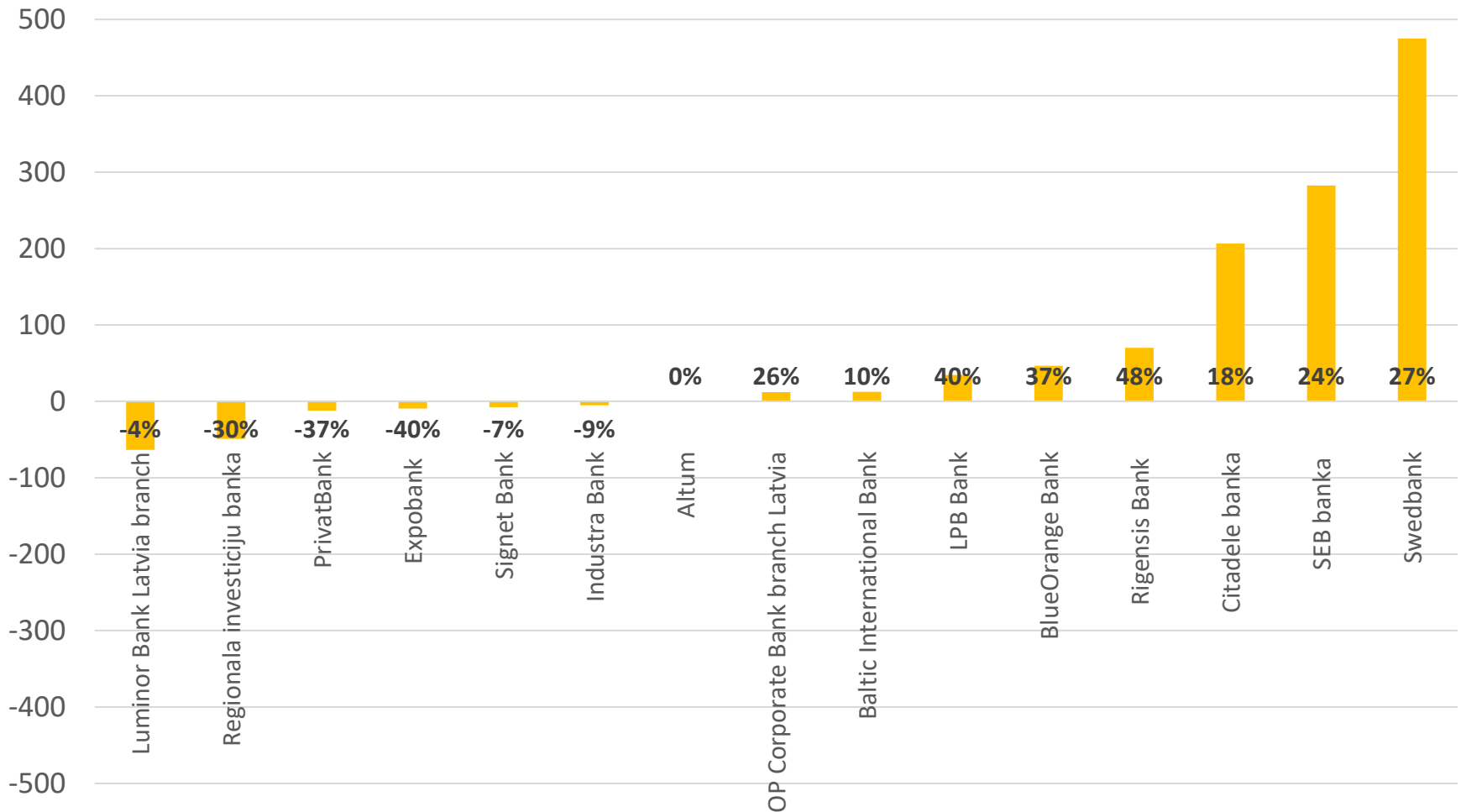
Data source: information from the members of Finance Latvia Association, non-audited data.

Deposits of companies as of 31.12.2020, MEUR

Name	Value	Change in 2020	
Swedbank	2,254.0	475.0	26.7%
SEB banka	1,437.5	282.4	24.4%
Luminor Bank Latvia branch	1,397.0	-63.3	-4.3%
Citadele banka	1,327.4	206.7	18.4%
Rigensis Bank	217.3	70.0	47.5%
BlueOrange Bank	171.5	46.5	37.2%
Baltic International Bank	135.3	12.5	10.2%
LPB Bank	121.7	34.6	39.8%
Regionala investiciju banka	112.8	-49.1	-30.3%
Signet Bank	94.4	-7.6	-7.5%
OP Corporate Bank branch Latvia	60.1	12.2	25.6%
Industra Bank	50.2	-5.0	-9.1%
PrivatBank	21.1	-12.2	-36.6%
Expobank	14.1	-9.5	-40.2%
Association member banks	7,414.3	993.3	15.5%
Total banking industry	7,824.6	981.4	14.3%
Altum	0.0	0.0	0.0%

Data source: information from the members of Finance Latvia Association, non-audited data;
Data source of banking industry: the Bank of Latvia, monthly reports of monetary financial institutions in Latvia.

Change of deposits of companies 31.12.2020 vs 31.12.2019, MEUR



Data source: information from the members of Finance Latvia Association, non-audited data.

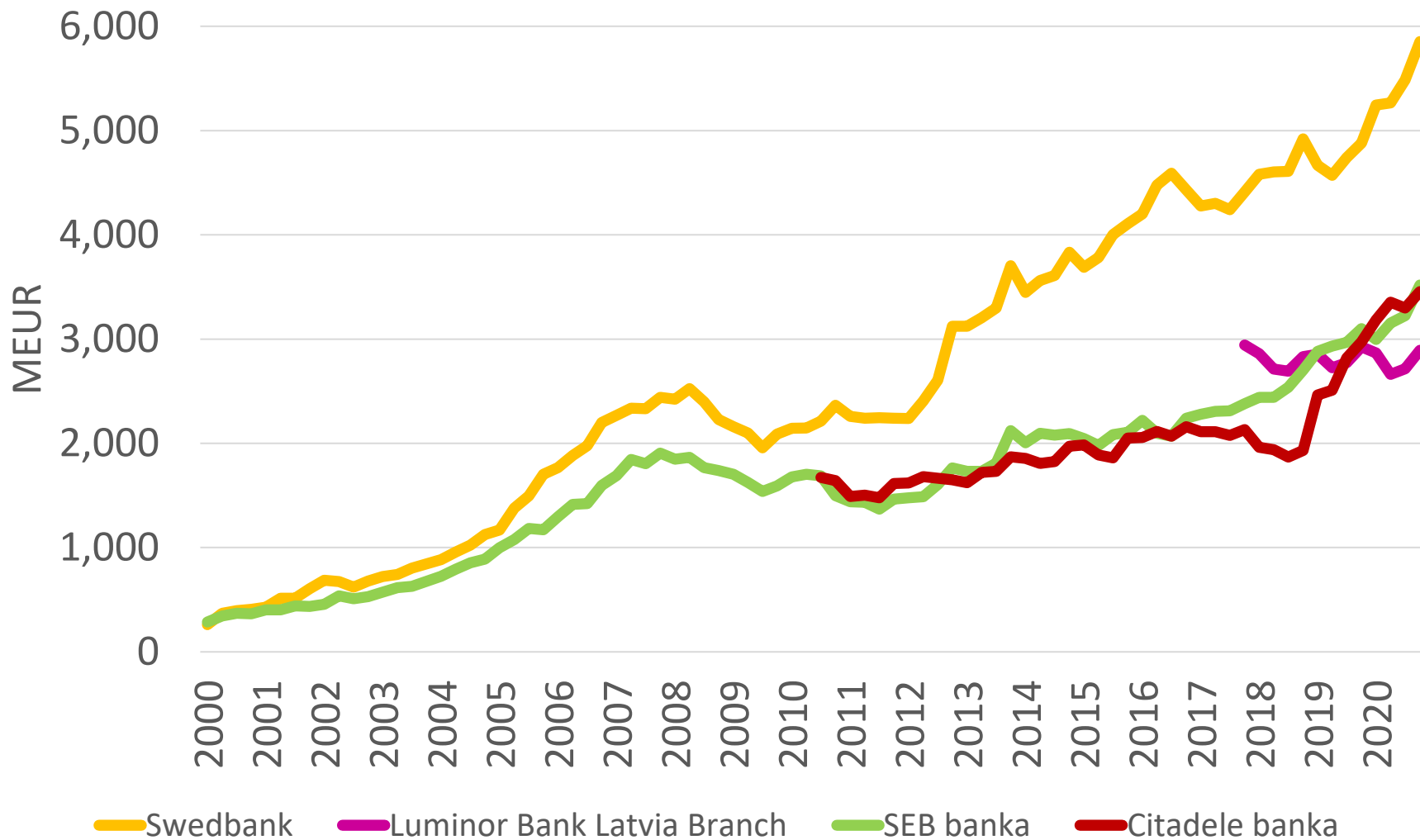
Deposits by term as of 31.12.2020, MEUR

Name	Deposits	Short term		Long term	
		Value	Proportion, %	Value	Proportion, %
Swedbank	5,853.2	5,742.9	98.1%	110.3	1.9%
SEB banka	3,518.1	3,084.9	87.7%	433.2	12.3%
Citadele banka	3,455.0	2,732.5	79.1%	722.4	20.9%
Luminor Bank Latvia branch	2,892.3	2,600.5	89.9%	291.8	10.1%
BlueOrange Bank	542.6	203.2	37.4%	339.5	62.6%
Rigensis Bank	240.2	101.8	42.4%	138.5	57.6%
Regionala investiciju banka	208.5	175.5	84.2%	33.0	15.8%
Baltic International Bank	182.3	164.0	89.9%	18.3	10.1%
LPB Bank	181.9	145.1	79.8%	36.8	20.2%
Signet Bank	181.2	152.0	83.9%	29.2	16.1%
Industra Bank	131.0	100.7	76.9%	30.3	23.1%
PrivatBank	111.7	35.0	31.3%	76.7	68.7%
OP Corporate Bank branch Latvia	61.0	61.0	100.0%	0.0	0.0%
Expobank	25.3	16.7	66.1%	8.6	33.9%
Association member banks	17,584.3	15,315.7	87.1%	2,268.6	12.9%
Total banking industry	18,659.3	15,912.1	85.3%	2,747.2	14.7%
Altum	0.0	0.0	0.0%	0.0	0.0%

Data source: information from the members of Finance Latvia Association, non-audited data;

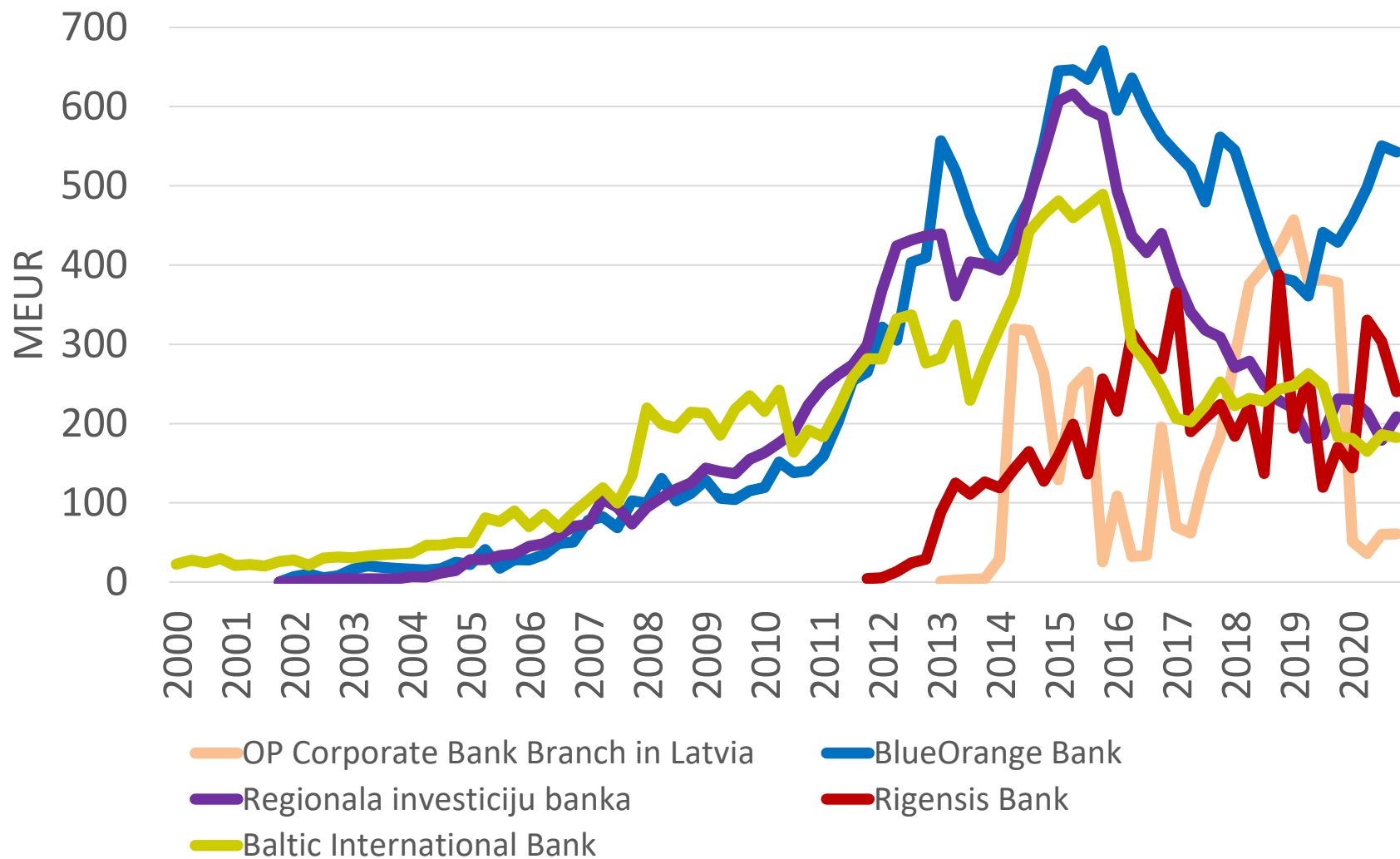
Data source of banking industry: the Bank of Latvia, monthly reports of monetary financial institutions in Latvia.

Deposits at banks 2000-2020 (1)



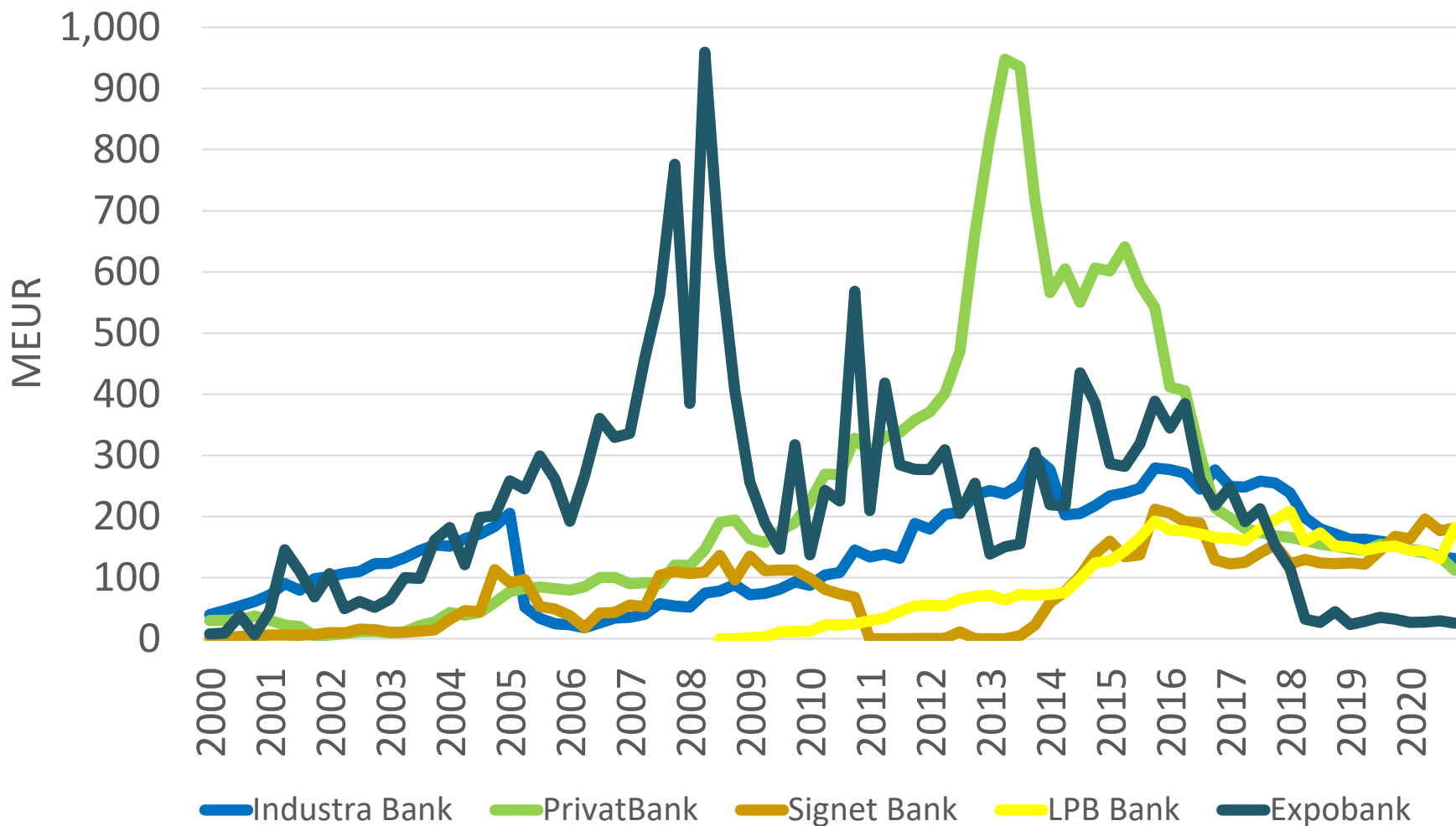
Data source: information from the members of Finance Latvia Association, non-audited data.

Deposits at banks 2000-2020 (2)



Data source: information from the members of Finance Latvia Association, non-audited data.

Deposits at banks 2000-2020 (3)



Data source: information from the members of Finance Latvia Association, non-audited data.

6. ASSETS UNDER MANGEMENT AND ADMINISTRATION



Total* assets under management and administration as of 31.12.2020, MEUR

Name	Value	Change in 2020	
Swedbank	5,206.7	599.0	13.0%
SEB banka	4,056.2	224.0	5.8%
Citadele banka	1,657.9	149.4	9.9%
Luminor Bank Latvia branch	1,102.2	81.4	8.0%
Signet Bank	867.0	-60.1	-6.5%
Baltic International Bank	175.3	-47.0	-21.1%
Regionala investiciju banka	77.1	-28.3	-26.9%
Expobank	53.7	-113.3	-67.9%
LPB Bank	21.8	-2.7	-10.9%
BlueOrange Bank	20.2	-248.1	-92.5%
Rigensis Bank	18.2	-17.9	-49.5%
PrivatBank	12.7	-10.5	-45.1%
Industra Bank	1.0	0.0	0.0%
OP Corporate Bank branch Latvia	0.0	0.0	0.0%
Association member banks	13,270.0	526.1	4.1%
Altum	0.0	0.0	0.0%

*- banks and investment management companies

Data source: information from the members of Finance Latvia Association, non-audited data

Assets under management and administration at banks as of 31.12.2020, MEUR

Name	Value	Change in 2020	
Swedbank	2,869.2	314.1	12.3%
SEB banka	2,259.0	107.9	5.0%
Signet Bank	808.6	-63.7	-7.3%
Citadele banka	593.1	-78.8	-11.7%
Luminor Bank Latvia branch	430.1	37.2	9.5%
Baltic International Bank	175.3	-47.0	-21.1%
Regionala investiciju banka	77.1	-28.3	-26.9%
Expobank	53.7	-113.3	-67.9%
LPB Bank	21.8	-2.7	-10.9%
BlueOrange Bank	20.2	-248.1	-92.5%
Rigensis Bank	18.2	-17.9	-49.5%
PrivatBank	12.7	-10.5	-45.1%
Industra Bank	1.0	0.0	0.0%
OP Corporate Bank branch Latvia	0.0	0.0	0.0%
Association member banks	7,340.0	-151.0	-2.0%
Altum	0.0	0.0	0.0%

Data source: information from the members of Finance Latvia Association, non-audited data.

Assets under management and administration at investment management companies as of 31.12.2020, MEUR

Name	Value	Change in 2020	
Swedbank	2,337.5	284.9	13.9%
SEB banka	1,797.2	116.1	6.9%
Citadele banka	1,064.8	228.2	27.3%
Luminor Bank Latvia branch	672.1	44.2	7.0%
Signet Bank	58.3	3.6	6.6%
Expobank	0.0	0.0	0.0%
BlueOrange Bank	0.0	0.0	0.0%
Regionala investiciju banka	0.0	0.0	0.0%
Baltic International Bank	0.0	0.0	0.0%
Rigensis Bank	0.0	0.0	0.0%
LPB Bank	0.0	0.0	0.0%
PrivatBank	0.0	0.0	0.0%
Industra Bank	0.0	0.0	0.0%
OP Corporate Bank branch Latvia	0.0	0.0	0.0%
Association member banks	5,929.9	677.1	12.9%
Altum	0.0	0.0	0.0%

Data source: information from the members of Finance Latvia Association, non-audited data.

7. FINANCIAL RATIOS

Financial ratios as of 31.12.2020

Name	Capital Adequacy Ratio ¹	Liquidity coverage ratio ²	Return on Equity (ROE) ³	Return on Assets (ROA) ⁴
Baltic International Bank	16.3%	139.0%	-6.4%	-0.7%
BlueOrange Bank	14.7%	135.1%	7.3%	0.8%
Citadele banka	25.9%	346.4%	-1.5%	-0.1%
Expobank	61.8%	452.2%	-3.7%	-2.0%
Industra Bank	19.7%	504.8%	-30.6%	-1.9%
LPB Bank	21.1%	158.0%	11.6%	1.8%
PrivatBank	13.4%	501.1%	-50.7%	-7.3%
Reģionālā investīciju banka	25.2%	261.1%	2.0%	0.3%
Rigensis Bank	34.8%	590.7%	3.6%	0.8%
SEB banka	20.7%	336.8%	9.2%	0.9%
Signet Bank	17.4%	174.1%	9.4%	0.7%
Swedbank	31.2%	446.0%	8.4%	1.1%

1 Total capital ratio, including adjustments; min requirement 8% according to legislation;

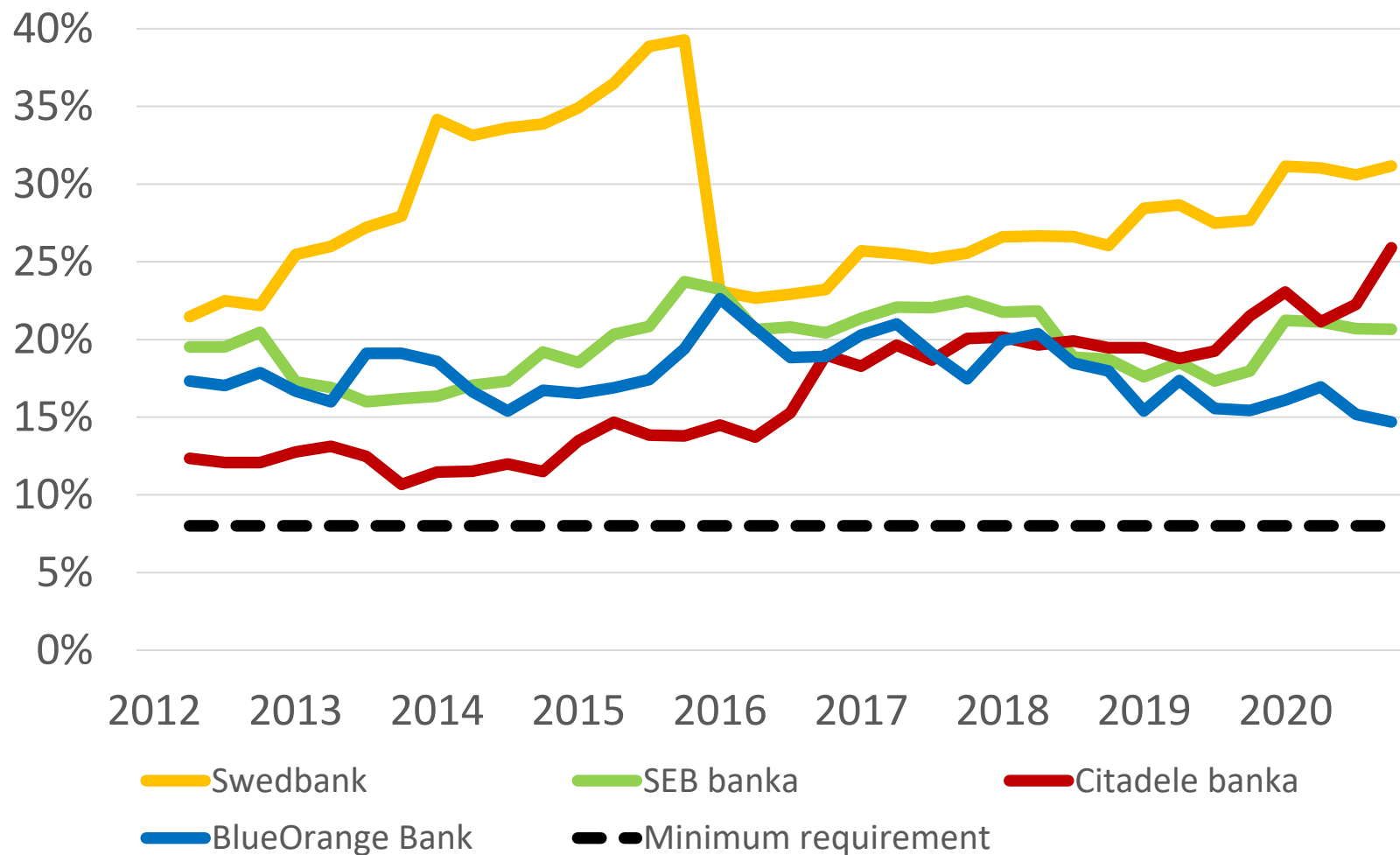
2 Minimum requirement 100%;

3 Return on equity (ROE) – proportion of annualized profit/loss of a period from average capital and reserves;

4 Return on assets (ROA) – proportion of annualized profit/loss of a period from average assets.

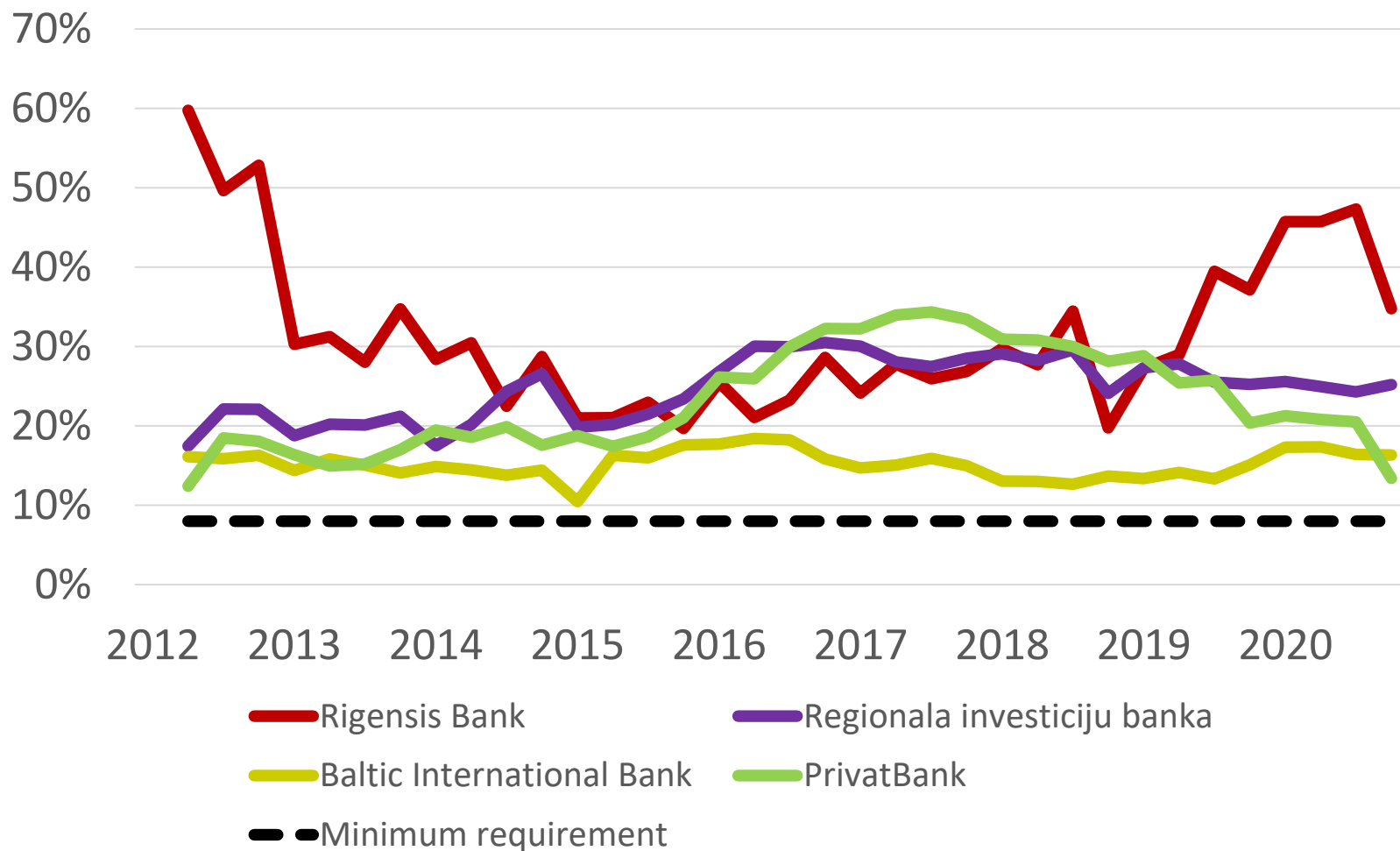
Data source: information from the members of Finance Latvia Association, non-audited data.

Capital adequacy ratio 2012-2020 (1)



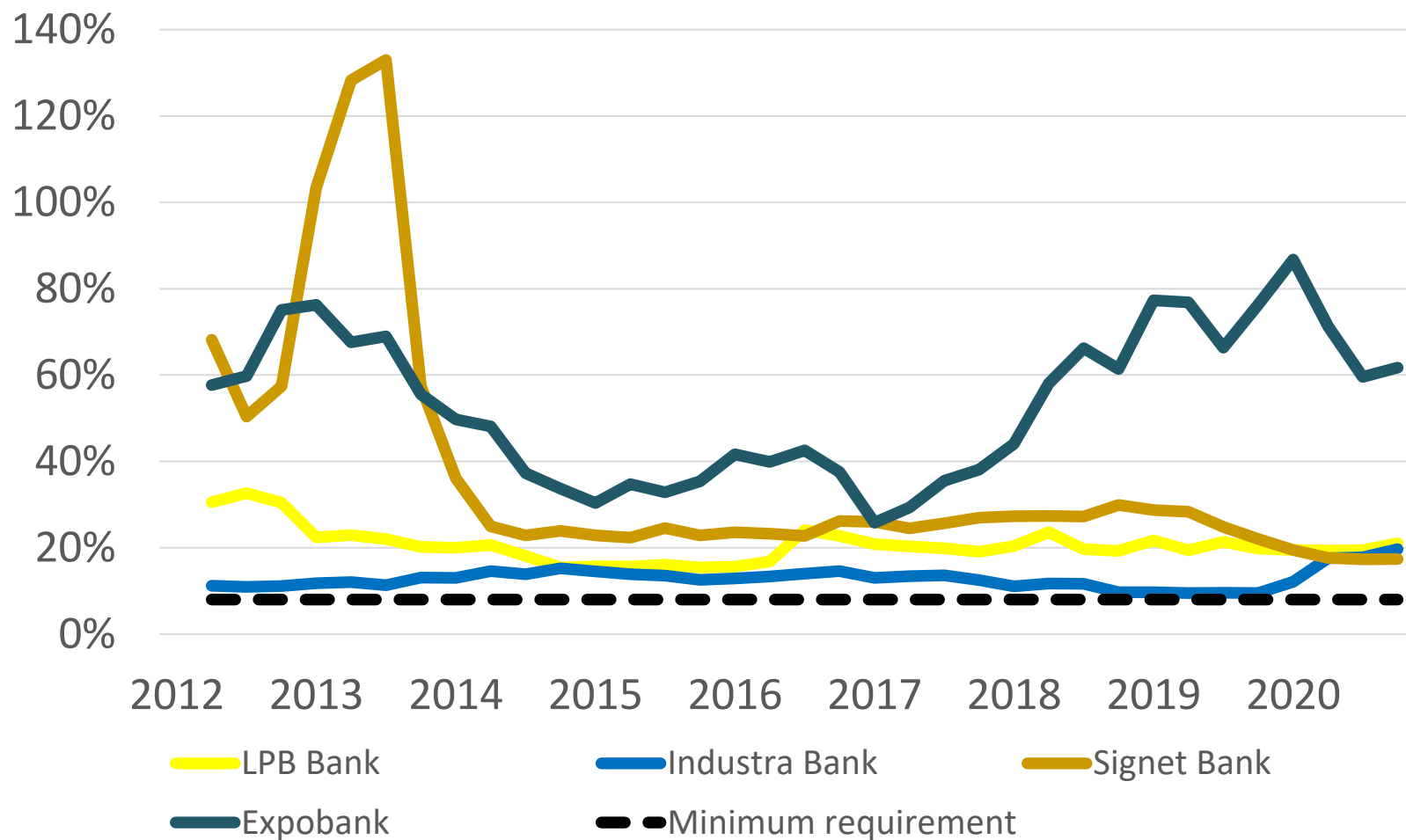
Data source: information from the members of Finance Latvia Association, non-audited data.

Capital adequacy ratio 2012-2020 (2)



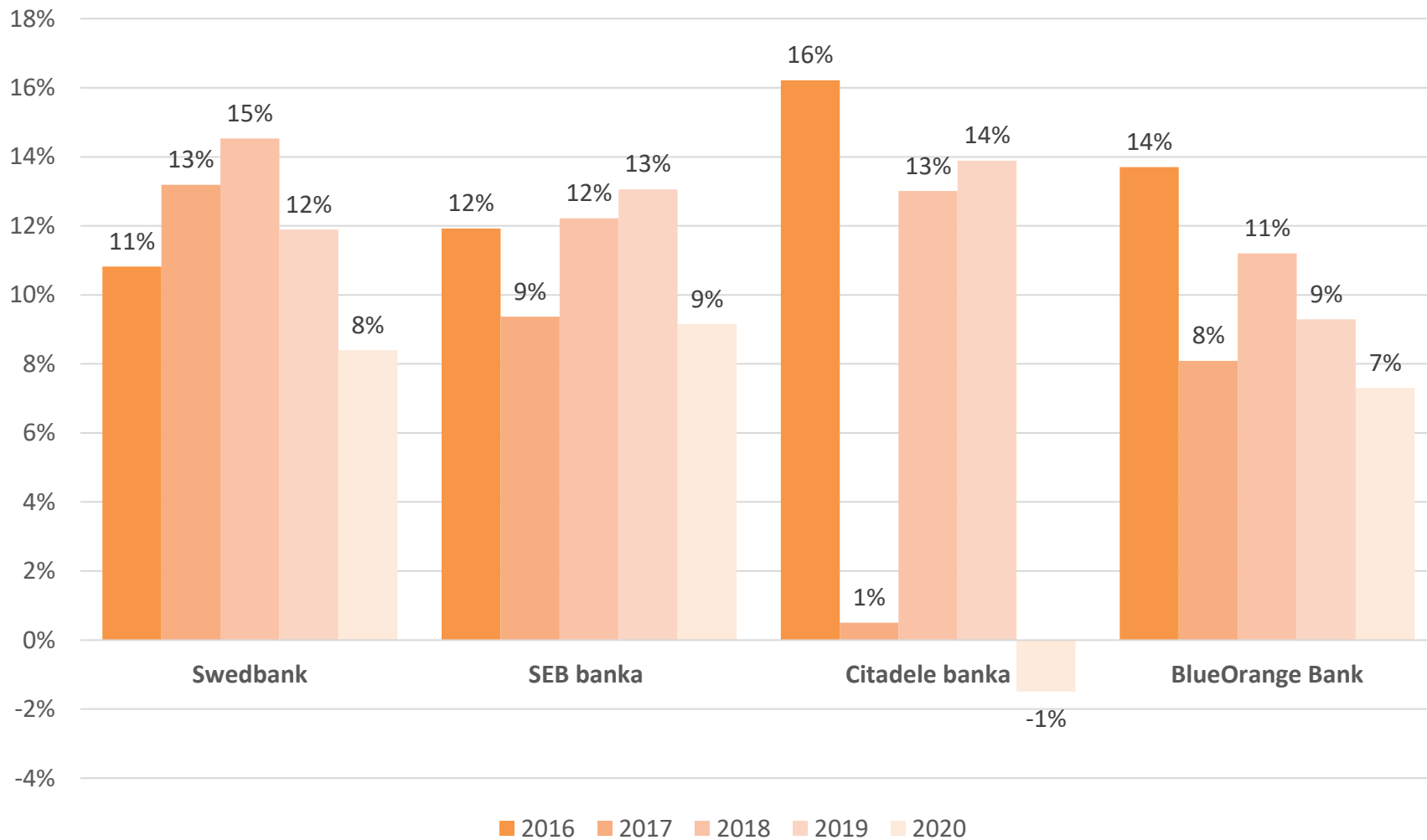
Data source: information from the members of Finance Latvia Association, non-audited data.

Capital adequacy ratio 2012-2020 (3)



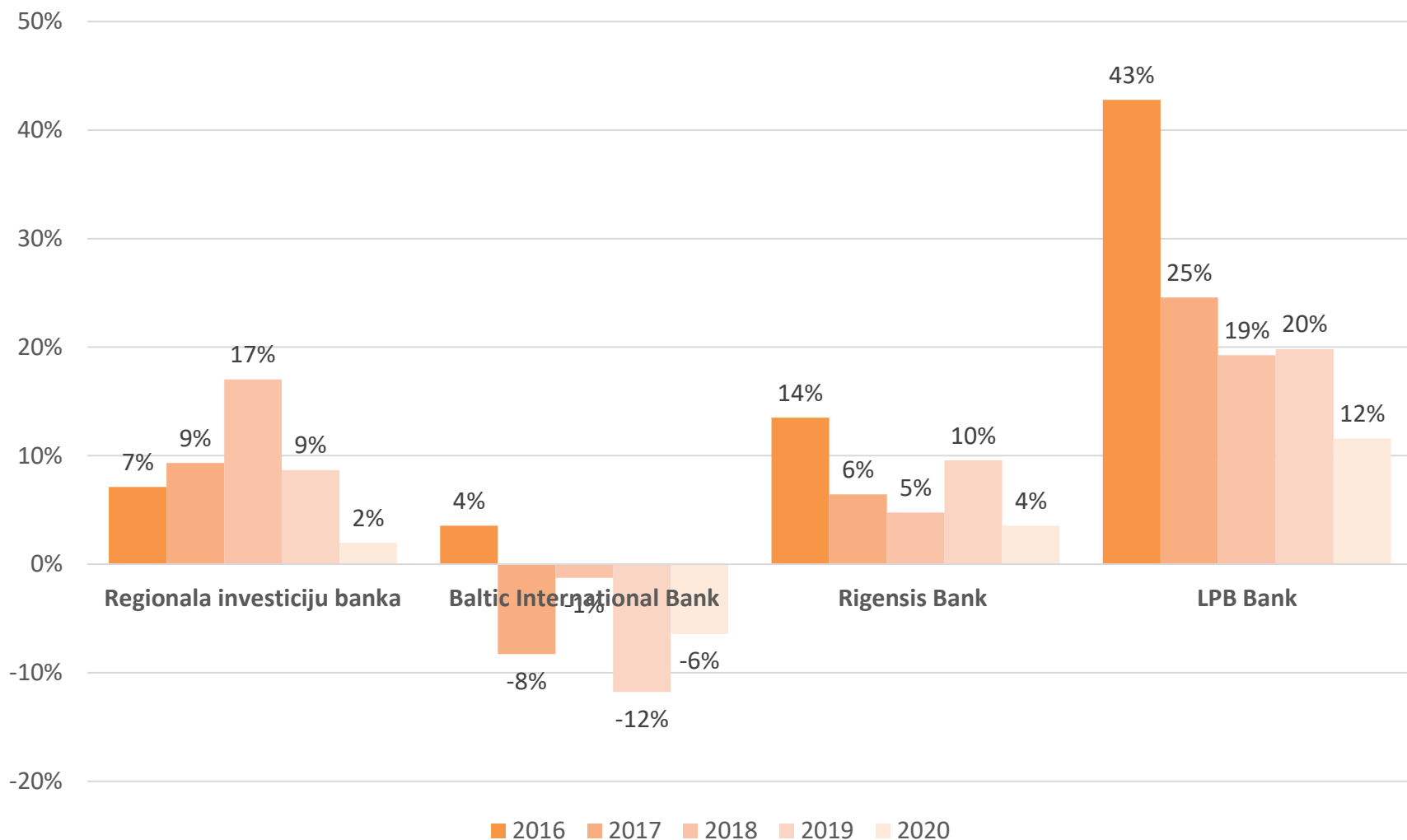
Data source: information from the members of Finance Latvia Association, non-audited data.

Return on equity 2016-2020 (1)



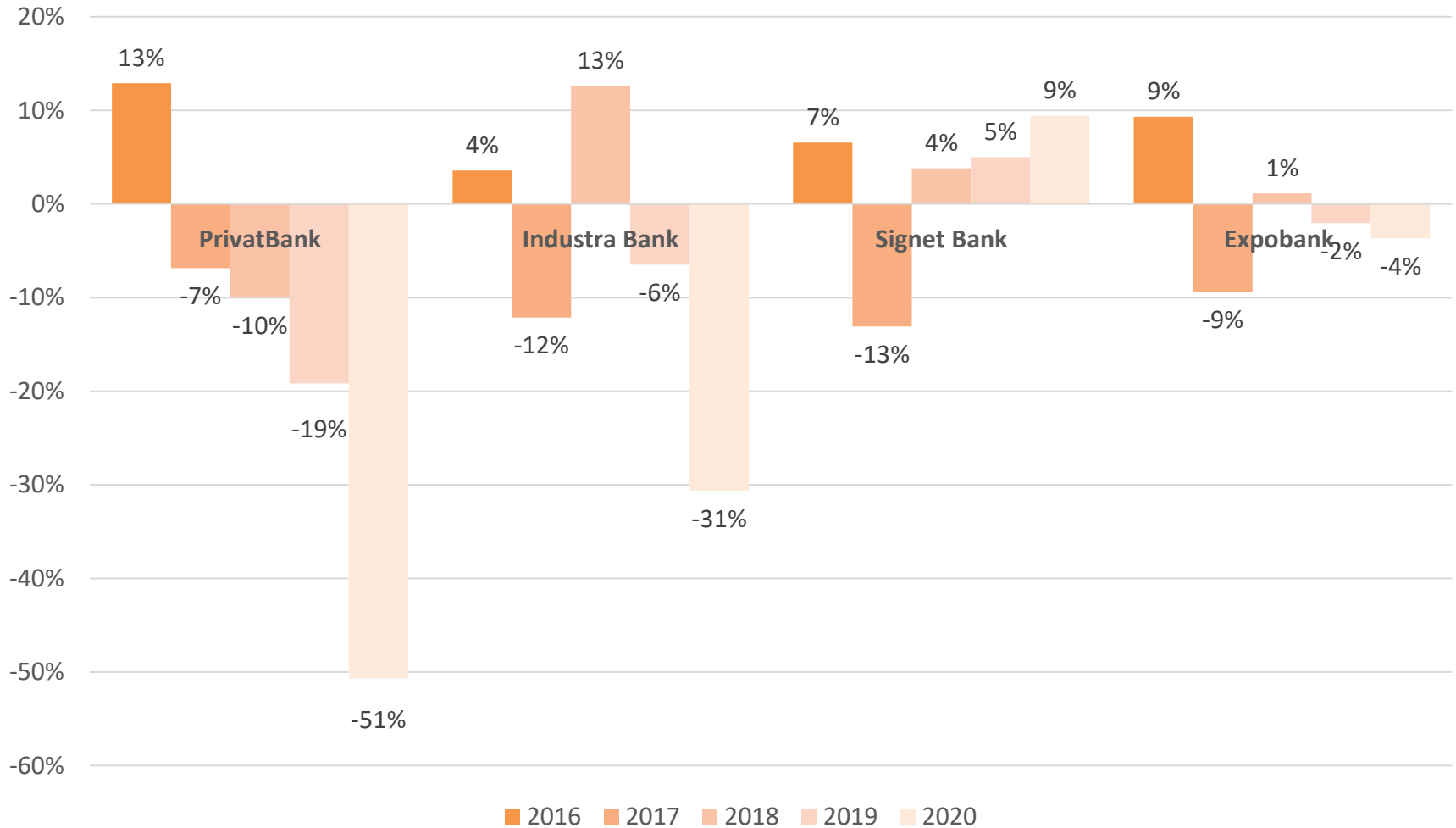
Data source: information from the members of Finance Latvia Association, non-audited data.

Return on equity 2016-2020 (2)



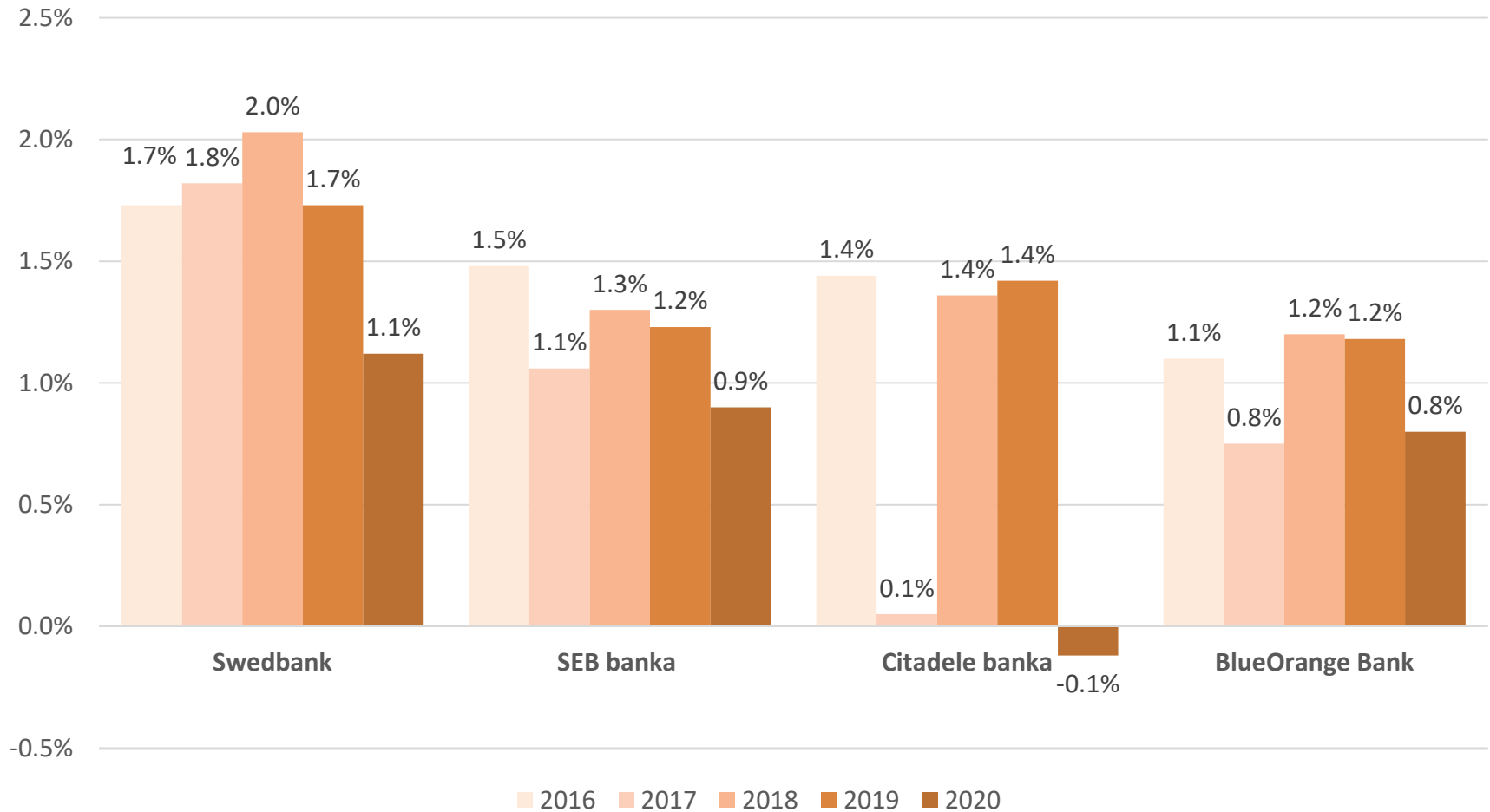
Data source: information from the members of Finance Latvia Association, non-audited data.

Return on equity 2016-2020 (3)



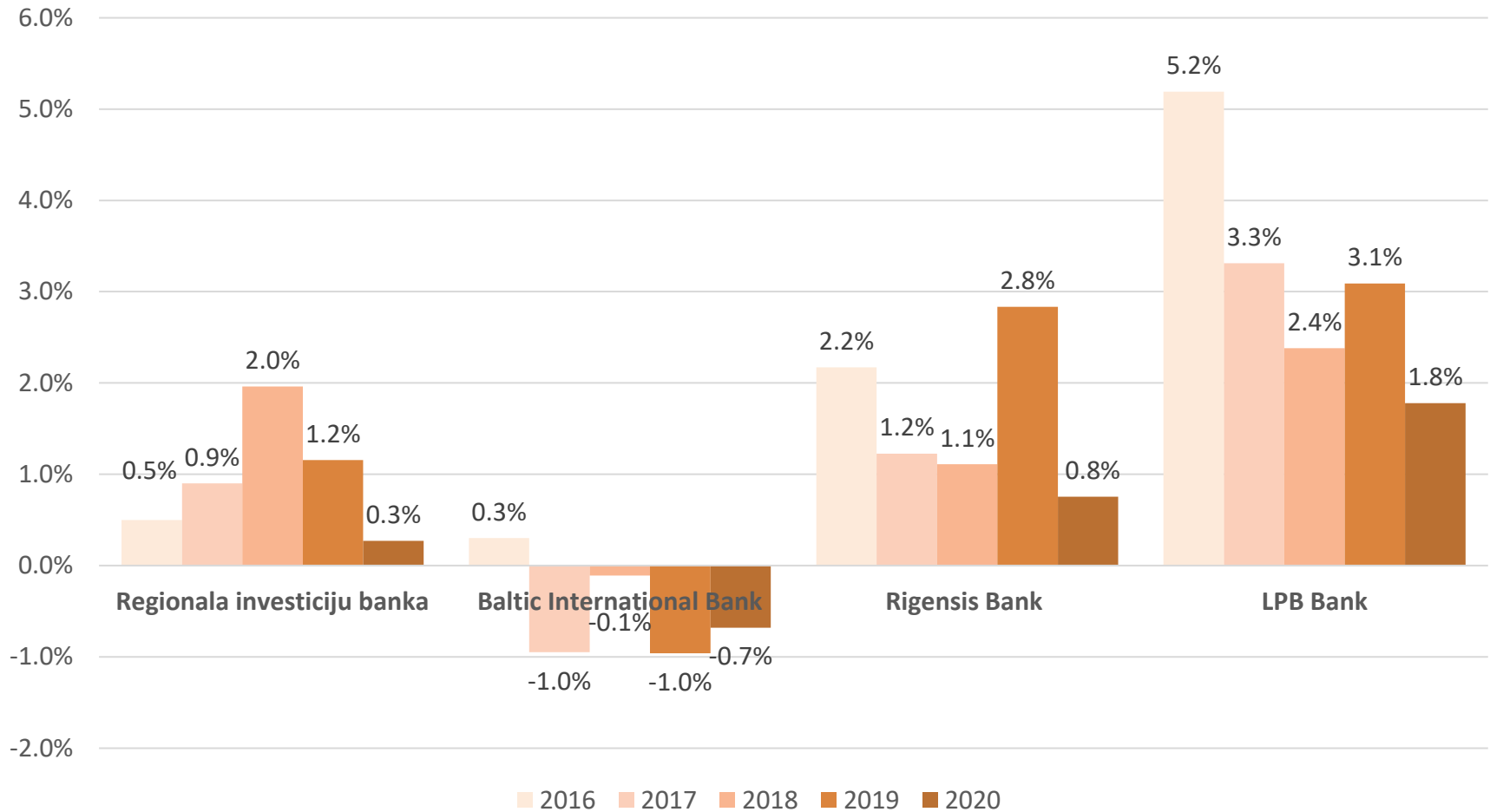
Data source: information from the members of Finance Latvia Association, non-audited data.

Return on assets 2016-2020 (1)



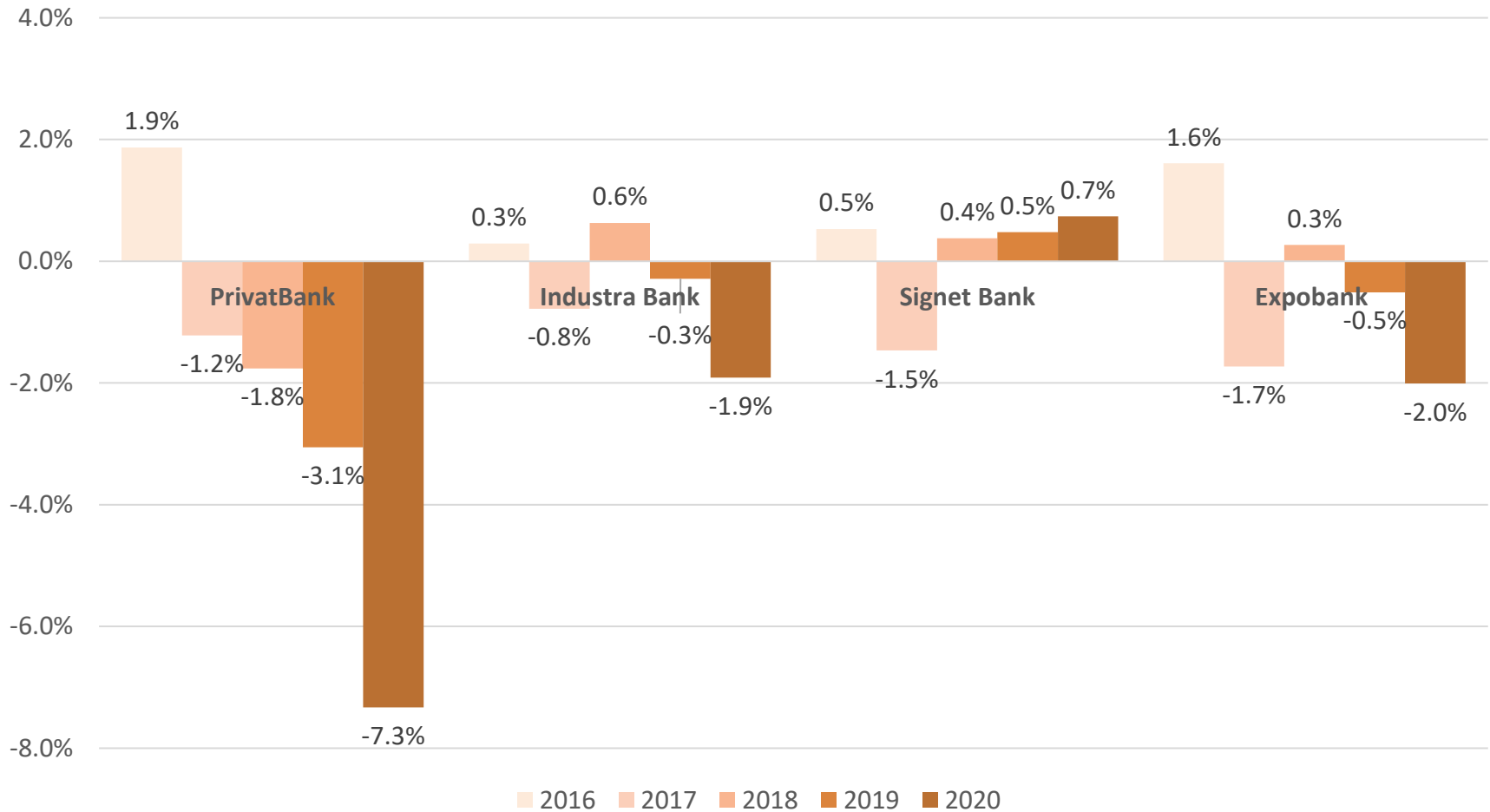
Data source: information from the members of Finance Latvia Association, non-audited data.

Return on assets 2016-2020 (2)



Data source: information from the members of Finance Latvia Association, non-audited data.

Return on assets 2016-2020 (3)



Data source: information from the members of Finance Latvia Association, non-audited data.

THANK YOU FOR YOUR ATTENTION!

 Doma laukumā 8A, Rīgā, LV-1050

 +371 67284528

 info@financelatvia.eu

 www.financelatvia.eu