

OPERATING RESULTS OF LATVIAN COMMERCIAL BANKS

1st quarter 2021

CONTENTS

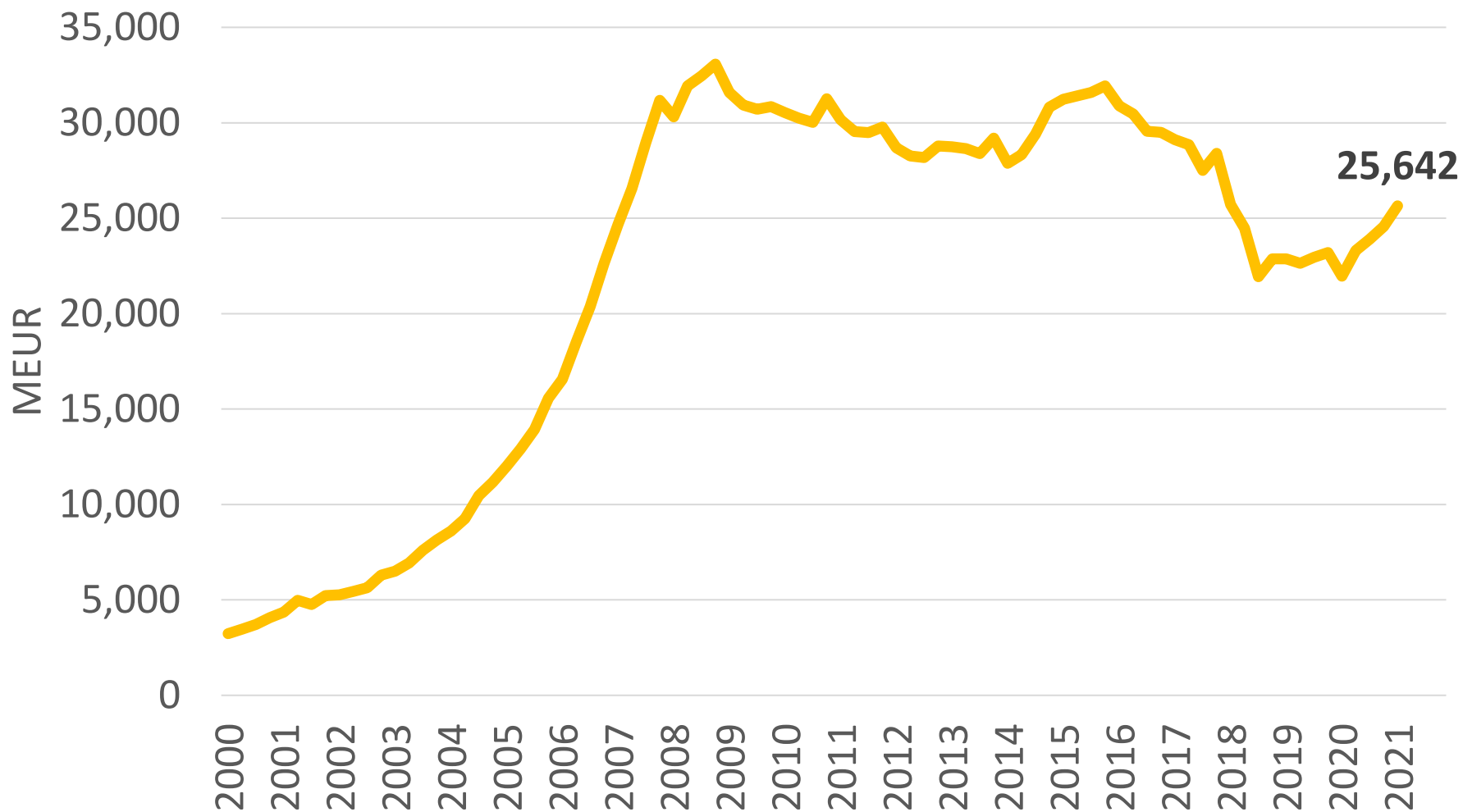
1. Gross assets
2. Capital
3. Profit
4. Issued loans
5. Deposits
6. Assets under management and administration
7. Financial ratios

METHODOLOGY

- Data of the members of Finance Latvia Association is reported;
- Data source: information from the members of Finance Latvia Association , non-audited data;
- Data source of banking industry: the Bank of Latvia, monthly reports of monetary financial institutions in Latvia, SOLO level data;
- Profit and capital of foreign branches are not reported and financial ratios are not calculated.

1. GROSS ASSETS

Gross assets of Latvian banking sector 2000-2021*



Data source: the Bank of Latvia, monthly reports of monetary financial institutions in Latvia.

* - 1st quarter 2021

Gross assets of Latvian banking sector

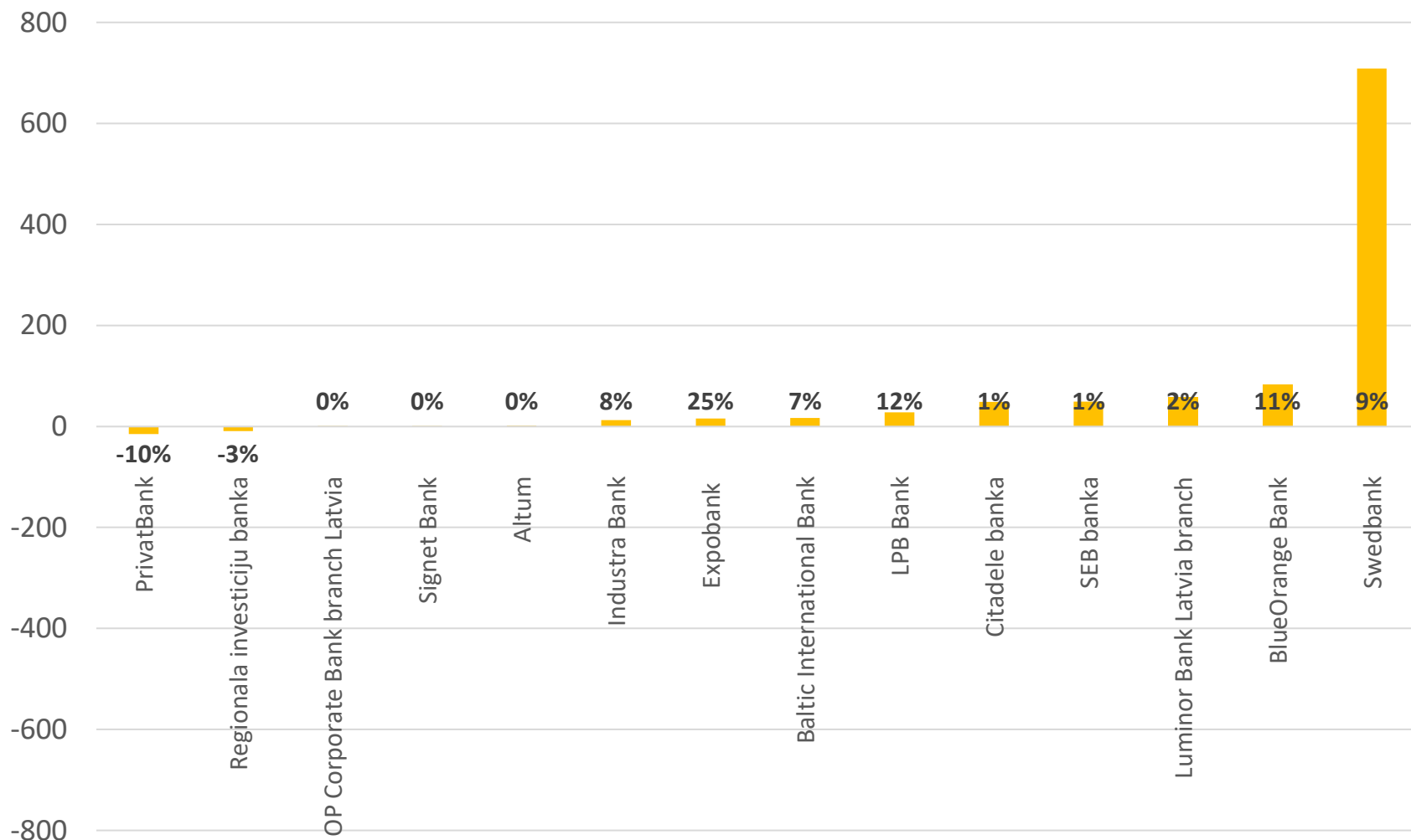
- Total gross assets of Latvian commercial banks were EUR 25.64 billion as of March 31, 2021;
- The value of assets has increased by 4% or 1.08 billion EUR in the 1st quarter 2021;
- Total gross assets increased by 17% or 3.68 billion EUR in the last 12 months period and reached the largest value since 2018.

Gross assets as of 31.03.2021, MEUR

Name	Value	Change in 2021	
Swedbank	8,472.9	708.8	9.1%
Citadele banka	4,480.6	48.4	1.1%
SEB banka	4,337.2	49.0	1.1%
Luminor Bank Latvia branch	3,676.3	58.2	1.6%
BlueOrange Bank	825.6	83.2	11.2%
OP Corporate Bank branch Latvia	392.4	0.7	0.2%
LPB Bank	268.2	27.9	11.6%
Regionāla investīciju banka	263.4	-9.3	-3.4%
Baltic International Bank	242.3	16.7	7.4%
Signet Bank	225.2	0.9	0.4%
Industra Bank	176.2	12.3	7.5%
PrivatBank	138.4	-15.1	-9.8%
Expobank	78.0	15.8	25.5%
Association member banks	23,576.8	997.7	4.4%
Total banking industry	25,642.3	1,084.2	4.4%
Altum	883.6	1.2	0.1%

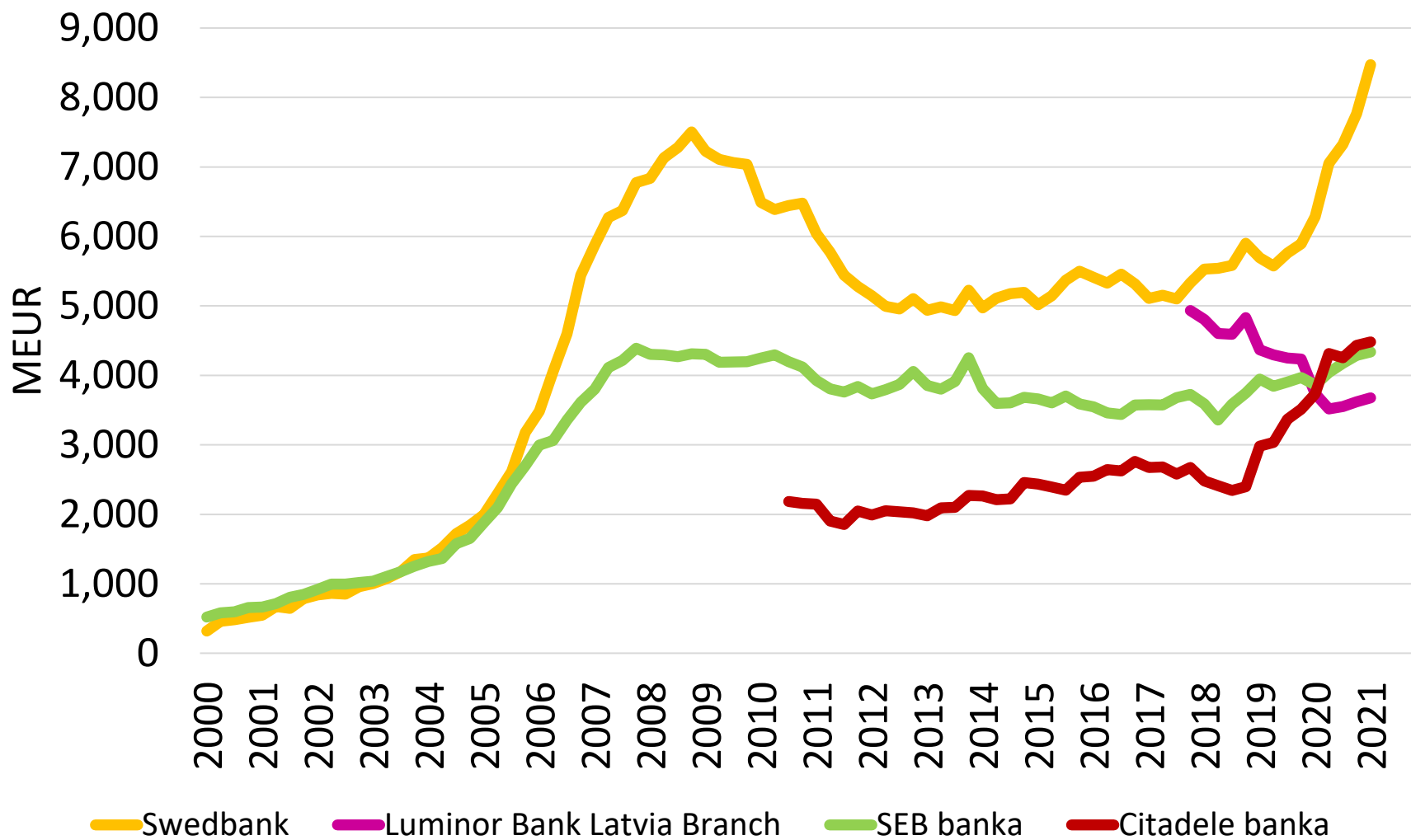
Data source: information from the members of Finance Latvia Association, non-audited data;
 Data source of banking industry: the Bank of Latvia, monthly reports of monetary financial institutions in Latvia.

Change of gross assets 31.03.2021. vs 31.12.2020., MEUR



Data source: information from the members of Finance Latvia Association, non-audited data.

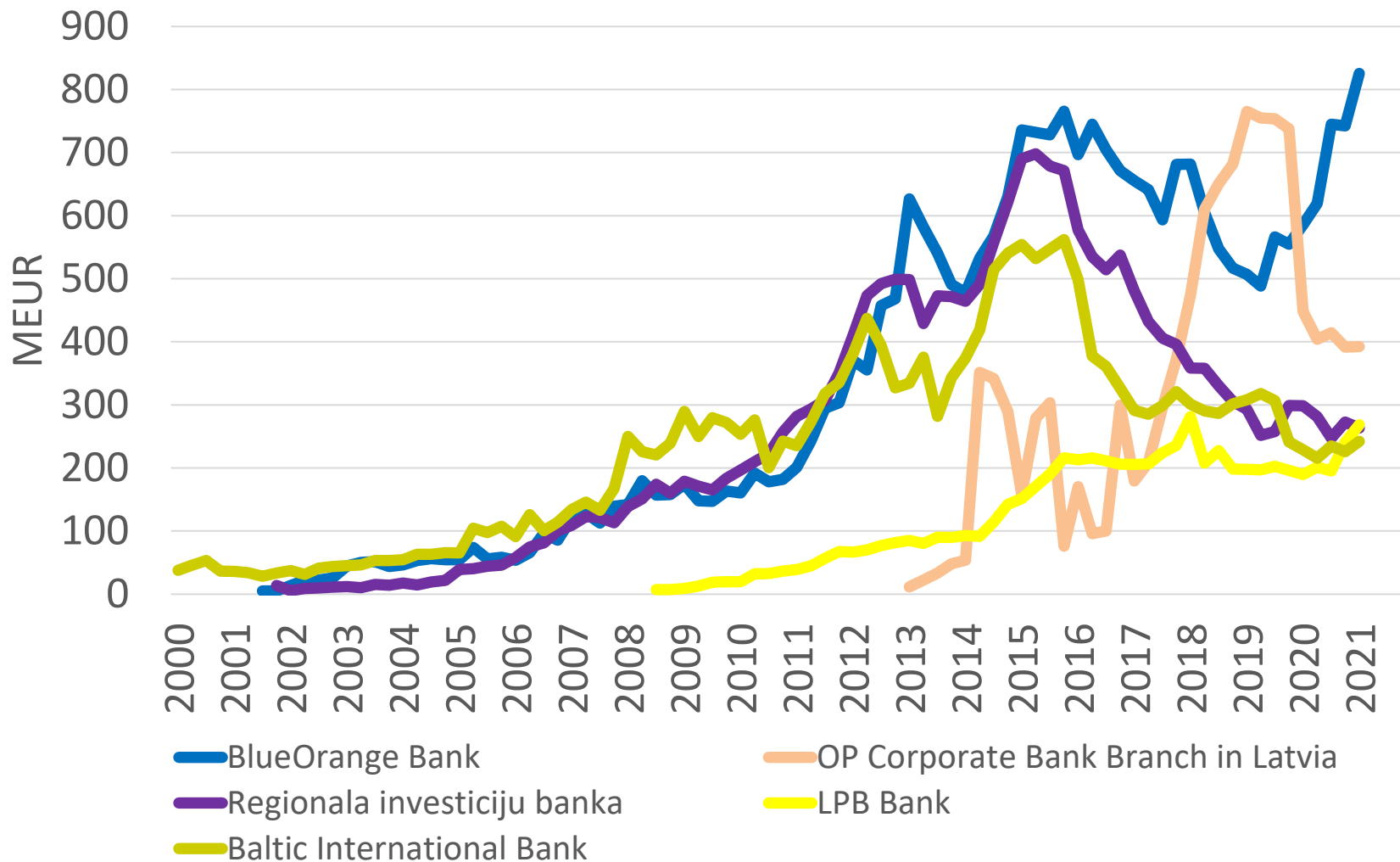
Banks' gross assets 2000-2021* (1)



Data source: information from the members of Finance Latvia Association, non-audited data.

* - 1st quarter 2021

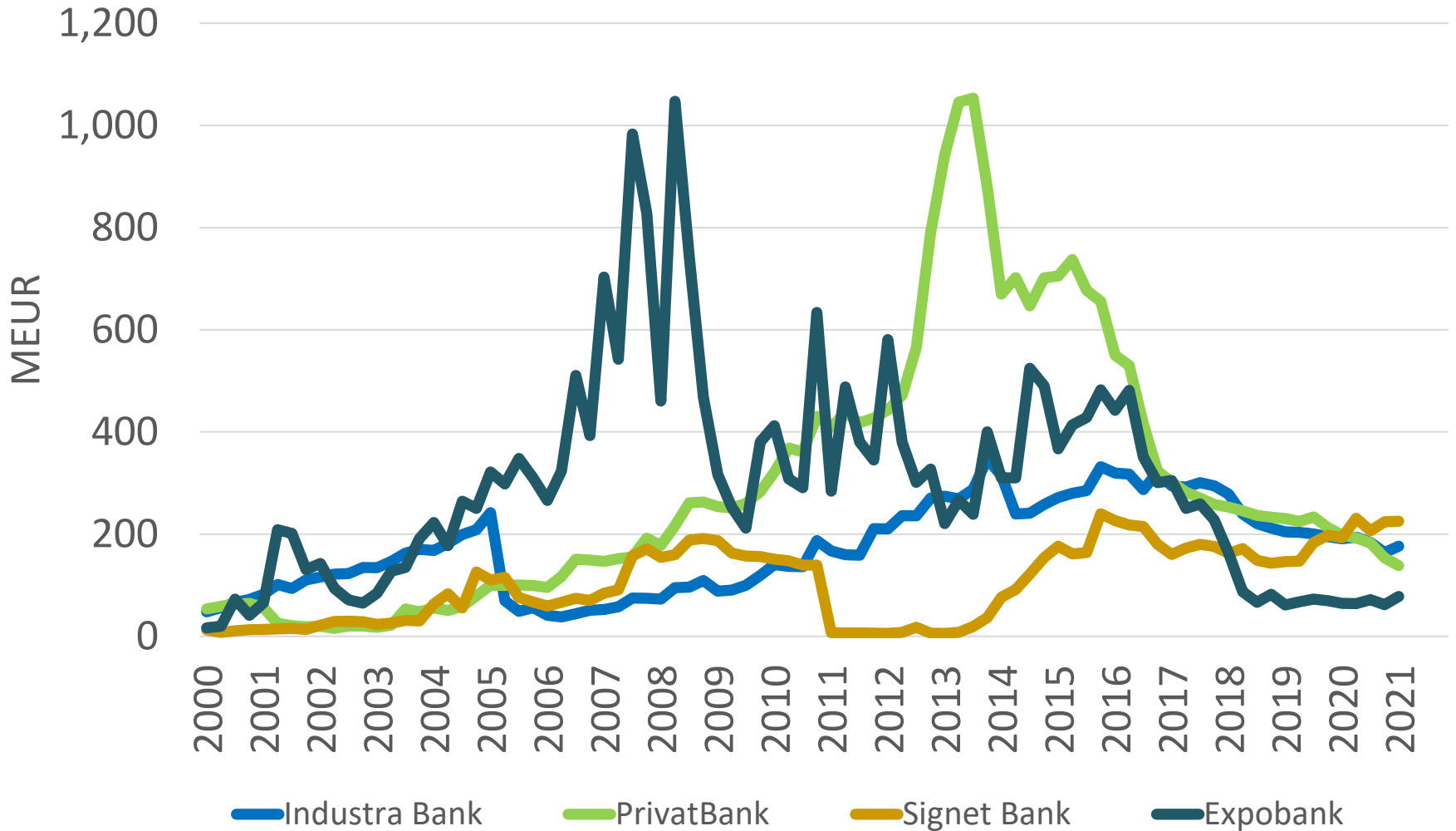
Banks' gross assets 2000-2021* (2)



Data source: information from the members of Finance Latvia Association, non-audited data.

* - 1st quarter 2021

Banks' gross assets 2000-2021* (3)

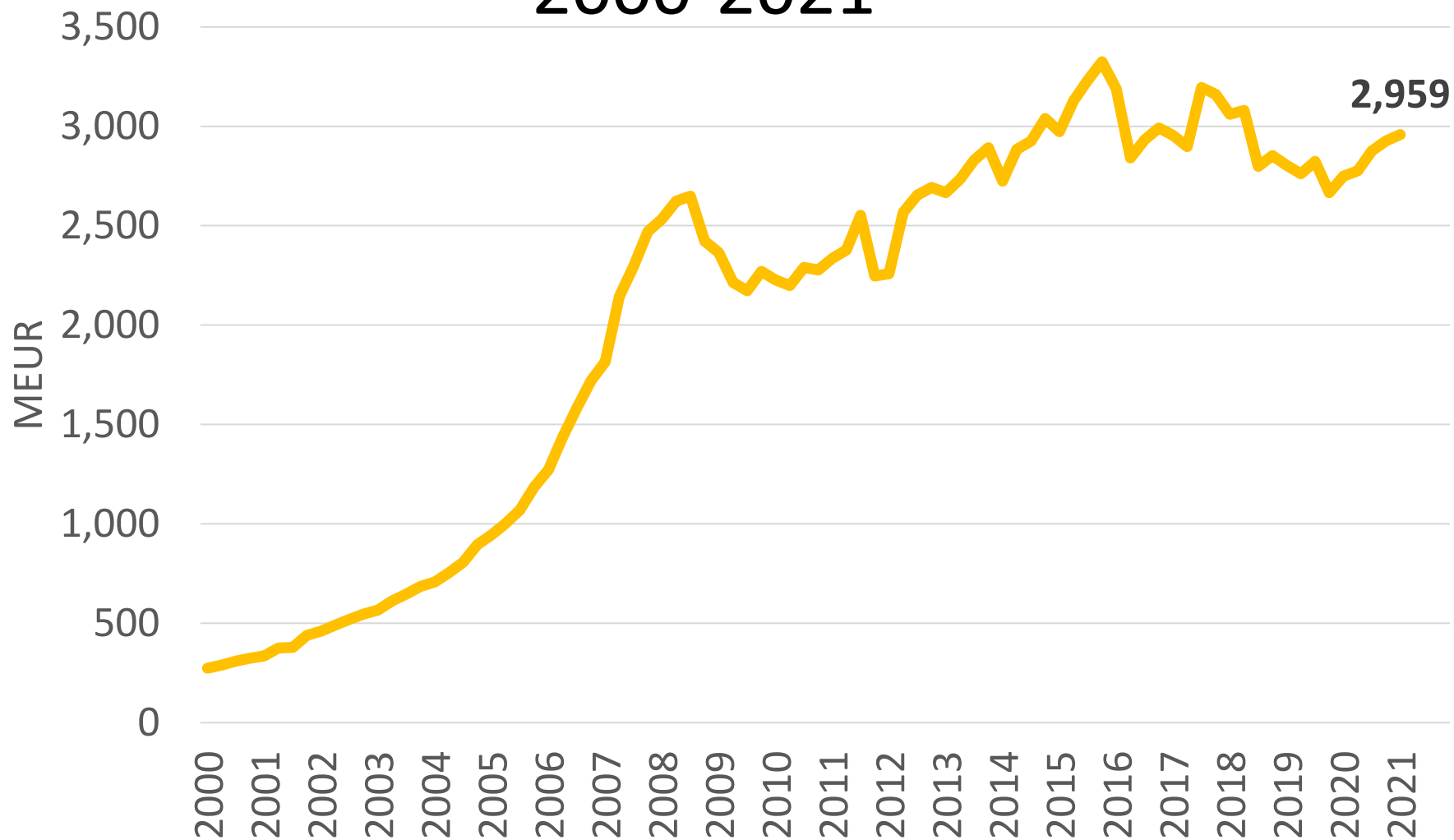


Data source: information from the members of Finance Latvia Association, non-audited data.

* - 1st quarter 2021

2. CAPITAL

Capital of Latvian banking sector 2000-2021*



Data source: the Bank of Latvia, monthly reports of monetary financial institutions in Latvia.

* - 1st quarter 2021

Capital of Latvian banking sector

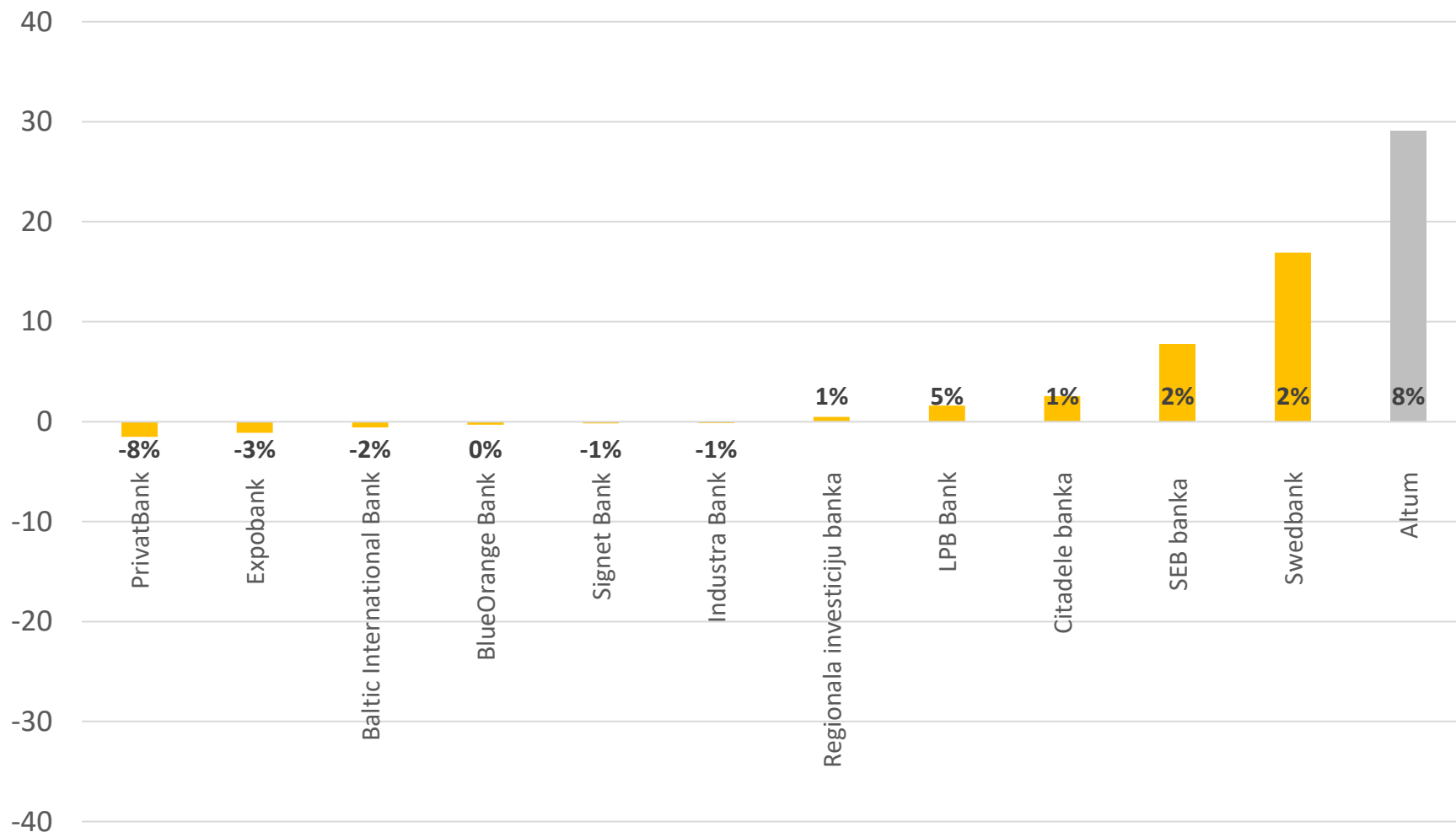
- Total capital of the Latvian banking sector was EUR 2.96 billion as of March 31, 2021;
- Total capital has not changed significantly in the 1st quarter 2021;
- Total equity increased by 8% or EUR 0.21 billion in the last 12 months period and reached the largest value since 2018.

Banks' capital as of 31.03.2021, MEUR

Name	Value	Change in 2021	
Swedbank	947.7	16.9	1.8%
SEB banka	416.2	7.8	1.9%
Citadele banka	320.1	2.5	0.8%
BlueOrange Bank	70.7	-0.3	-0.4%
Regionala investiciju banka	36.5	0.5	1.3%
Expobank	34.5	-1.1	-3.1%
LPB Bank	33.6	1.6	5.0%
Baltic International Bank	23.9	-0.6	-2.3%
Signet Bank	17.9	-0.2	-0.9%
PrivatBank	16.3	-1.5	-8.5%
Industra Bank	13.2	-0.1	-1.0%
Luminor Bank Latvia branch	n/a		
OP Corporate Bank branch Latvia	n/a		
Association member banks	1,930.8	25.5	1.3%
Total banking industry	2,958.8	31.9	1.1%
Altum	410.8	29.1	7.6%

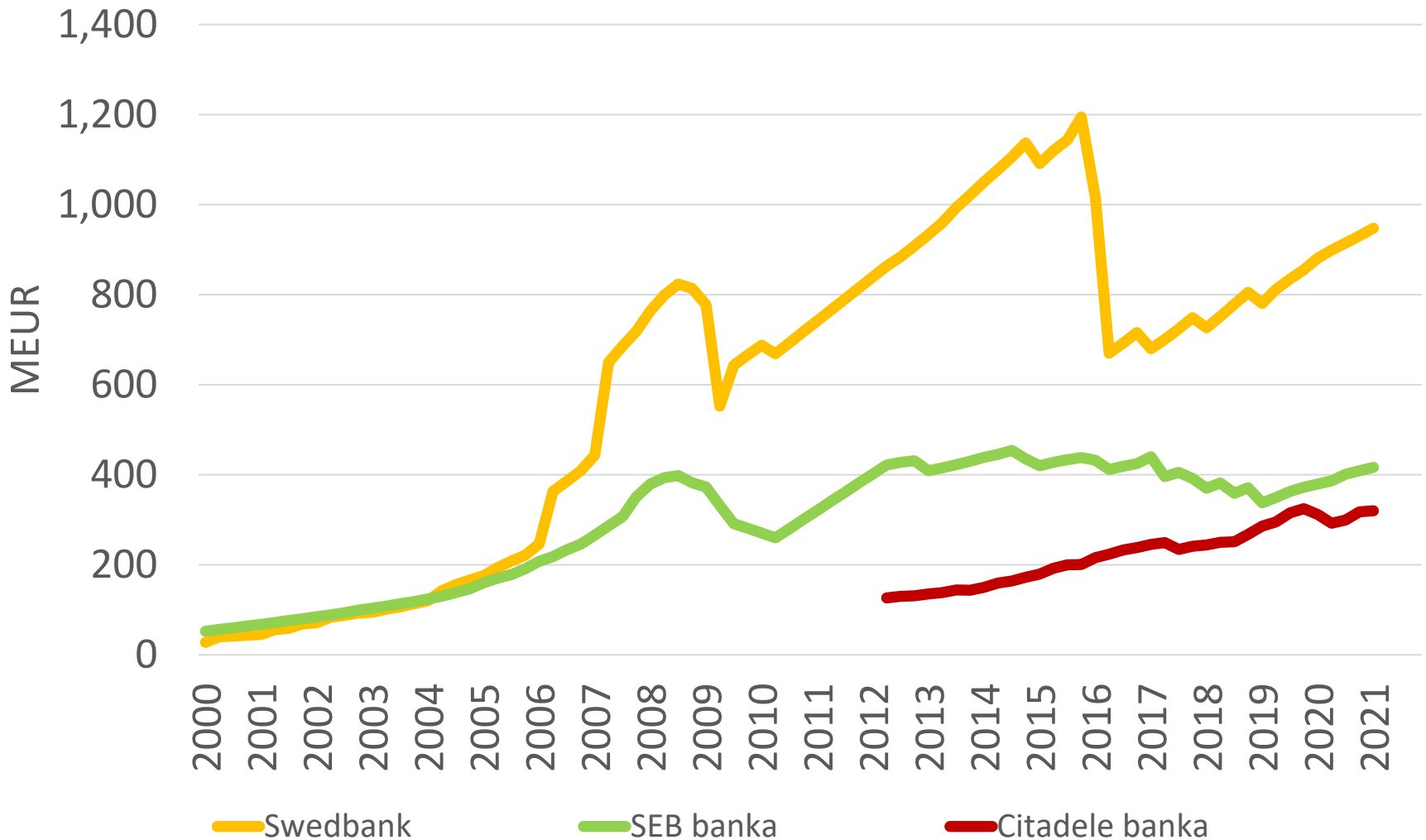
Data source: information from the members of Finance Latvia Association, non-audited data;
 Data source of banking industry: the Bank of Latvia, monthly reports of monetary financial institutions in Latvia.

Change of capital 31.03.2021 vs 31.12.2020, MEUR



Data source: information from the members of Finance Latvia Association, non-audited data.

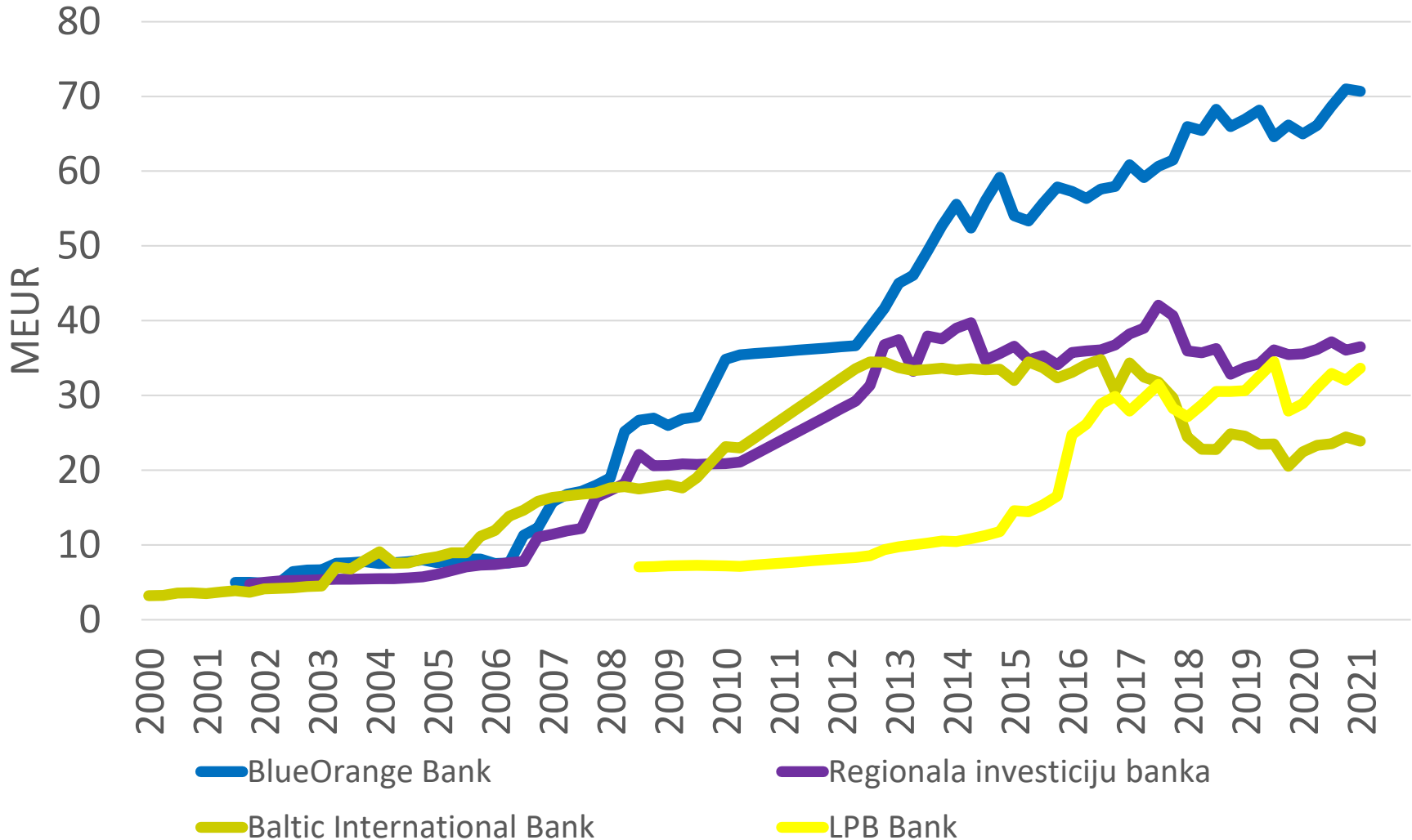
Banks' capital 2000-2021* (1)



Data source: information from the members of Finance Latvia Association, non-audited data.

* - 1st quarter 2021

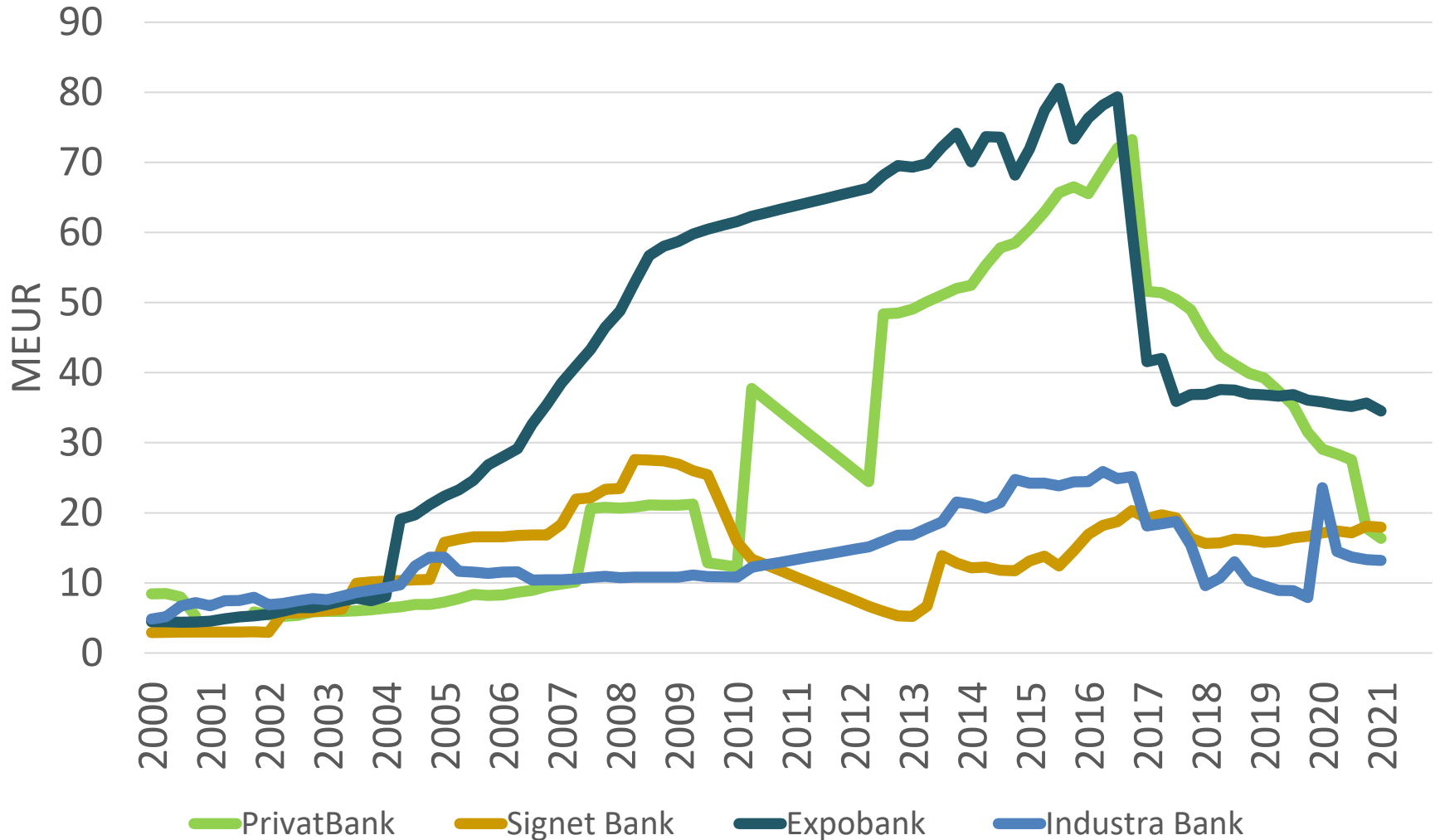
Banks' capital 2000-2021* (2)



Data source: information from the members of Finance Latvia Association, non-audited data.

* - 1st quarter 2021

Banks' capital 2000-2021* (3)

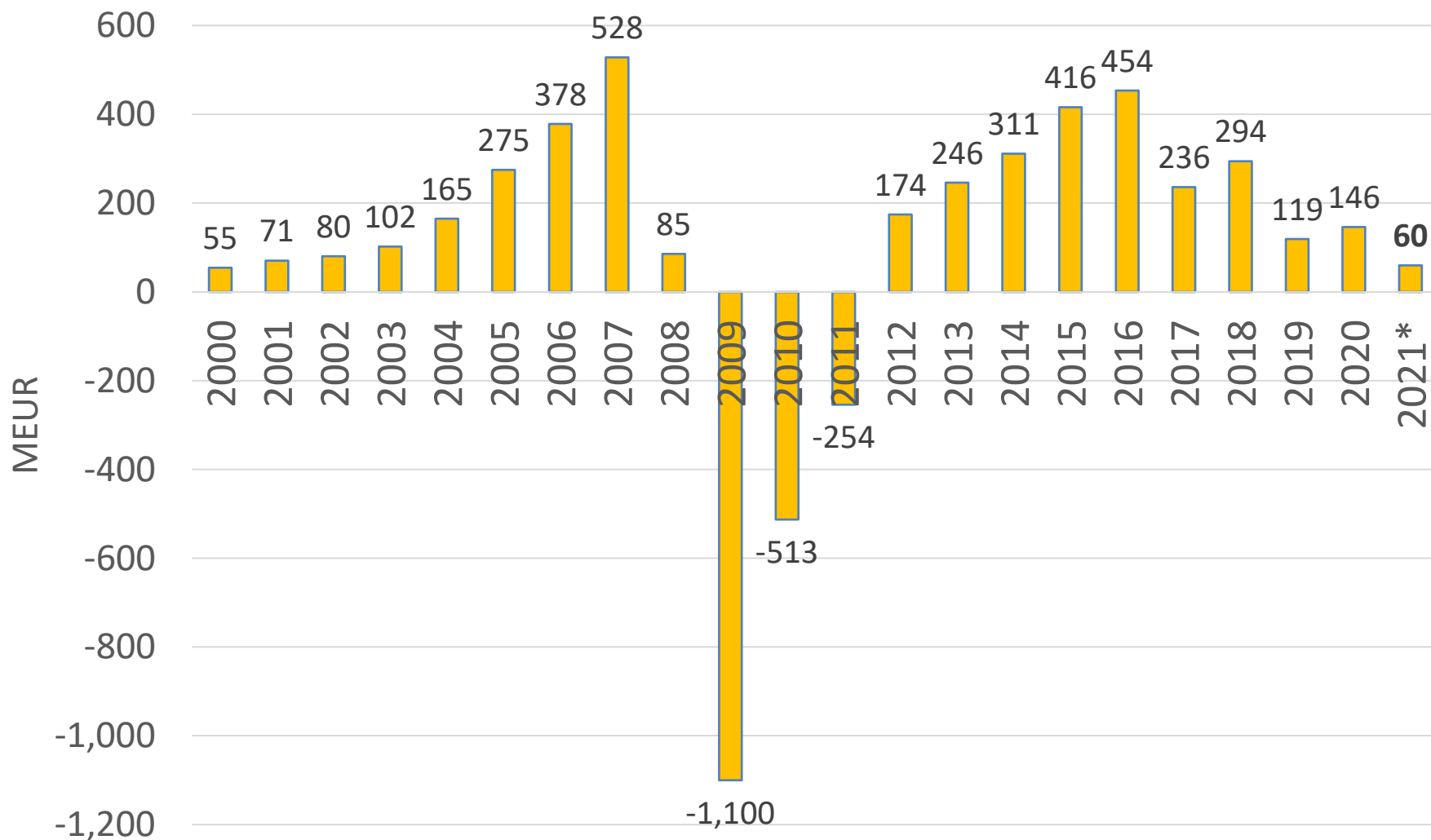


Data source: information from the members of Finance Latvia Association, non-audited data.

* - 1st quarter 2021

3. PROFIT

Profit of Latvian banking sector 2000-2021*



Data source: the Bank of Latvia, monthly reports of monetary financial institutions in Latvia.

* - 1st quarter 2021

Profit of Latvian banking sector

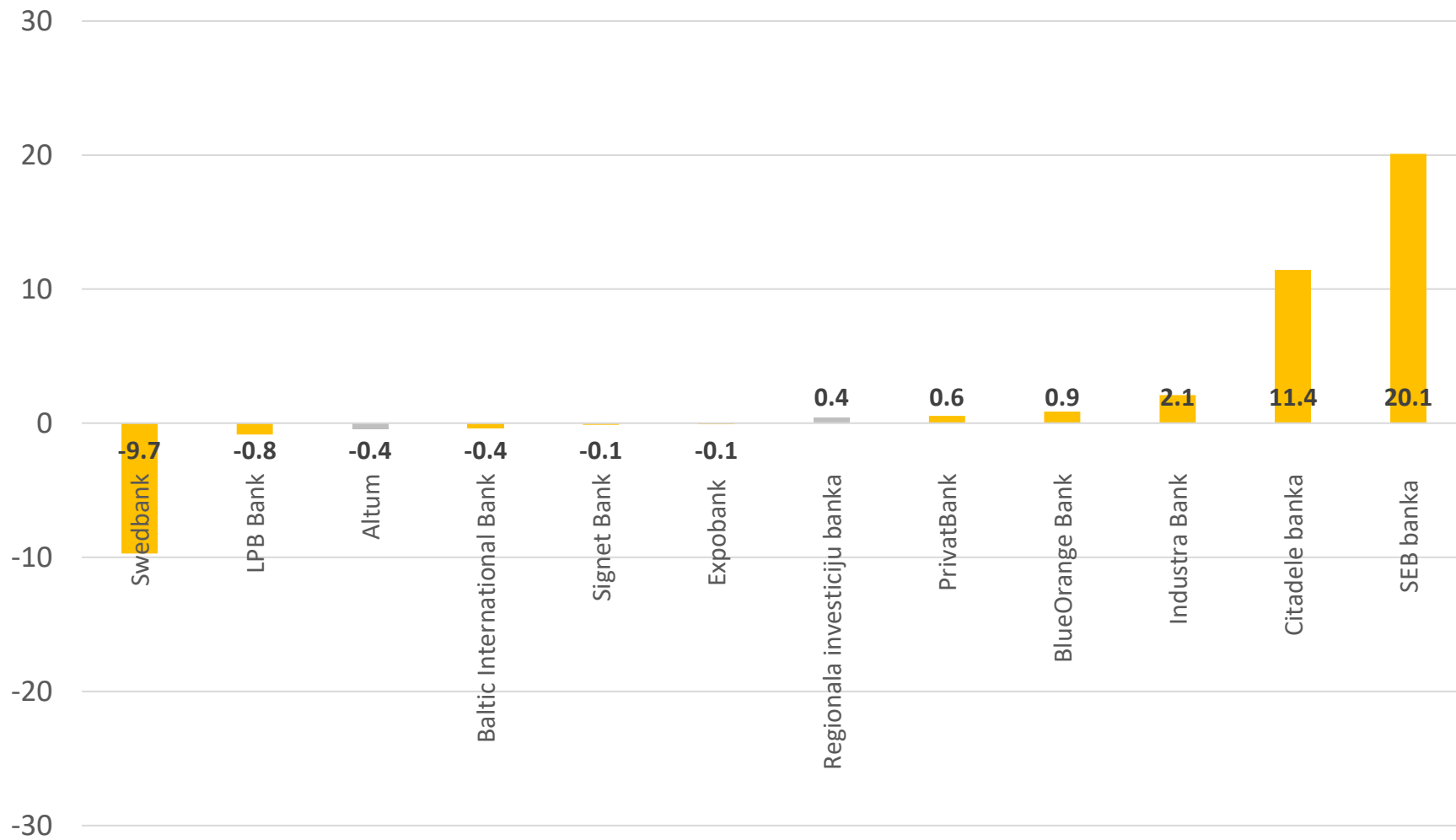
- Total profit of commercial banks in Latvia was EUR 60 million in the 1st quarter 2021;
- It was larger by EUR 35 million compared to the result of the 1st quarter 2020;
- Latvian banking sector is profitable since 2012;
- Accumulated profit of Latvian banking sector is EUR 674 million since 2008 (economic crisis) or in the last 14 years period.

Banks' profit as of 31.03.2021, MEUR

Name	Value	Change vs. 3m 2020	
SEB banka	27.2	20.1	283.0%
Swedbank	16.4	-9.7	-37.2%
Citadele banka	3.2	11.4	-138.8%
BlueOrange Bank	1.0	0.9	613.6%
LPB Bank	0.9	-0.8	-48.6%
Regionala investiciju banka	0.6	0.4	294.6%
Signet Bank	0.5	-0.1	-20.7%
Industra Bank	0.1	2.1	-103.3%
Expobank	-0.4	-0.1	26.4%
Baltic International Bank	-0.8	-0.4	85.6%
PrivatBank	-1.3	0.6	-29.8%
Luminor Bank Latvia branch	n/a		
OP Corporate Bank branch Latvia	n/a		
Association member banks	47.2	24.3	105.7%
Total banking industry	59.6	35.1	143.3%
Altum	2.4	-0.4	-15.5%

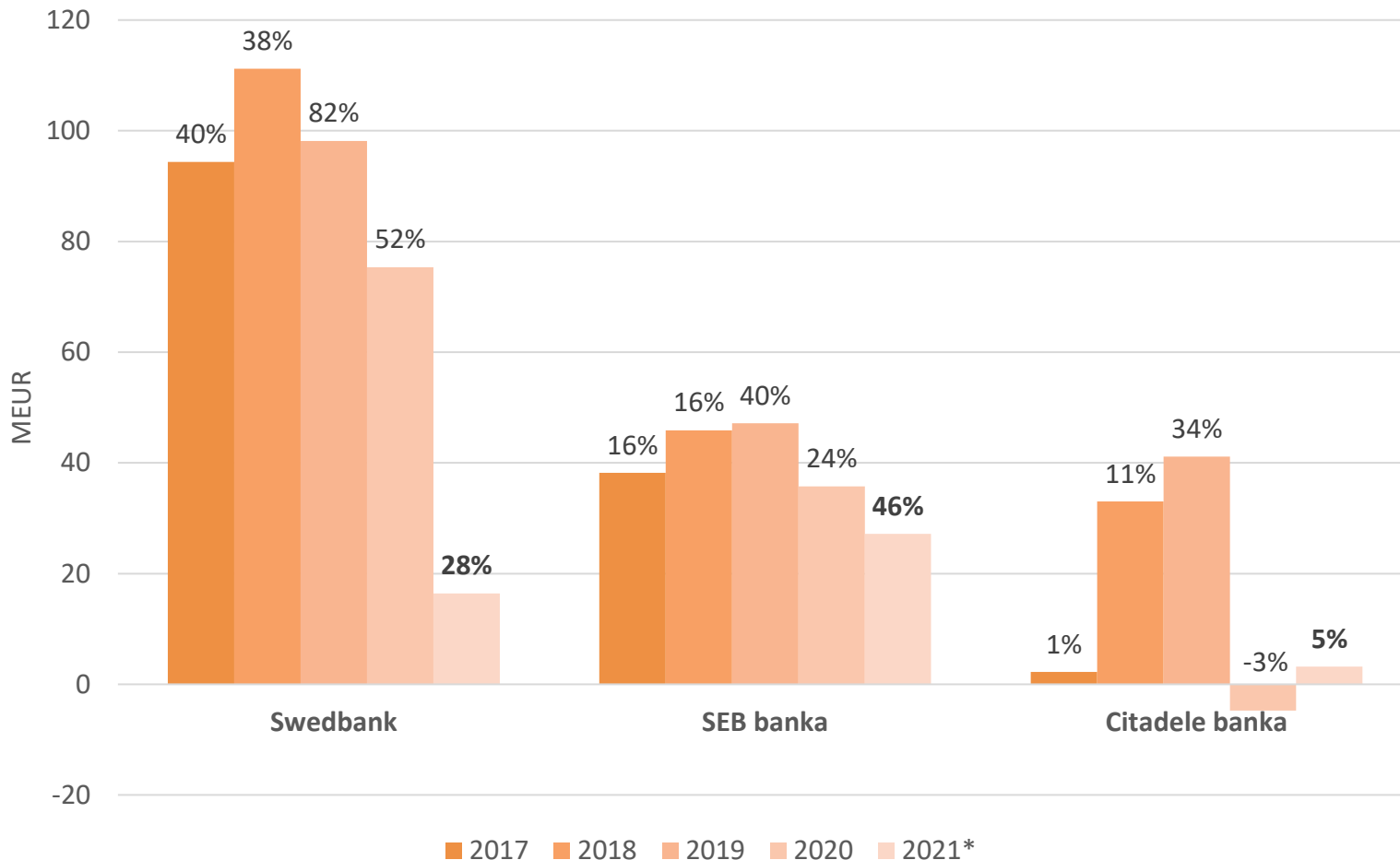
Data source: information from the members of Finance Latvia Association, non-audited data;
 Data source of banking industry: the Bank of Latvia, monthly reports of monetary financial institutions in Latvia.

Change of profit 3m 2021 vs 3m 2020, MEUR



Data source: information from the members of Finance Latvia Association, non-audited data.

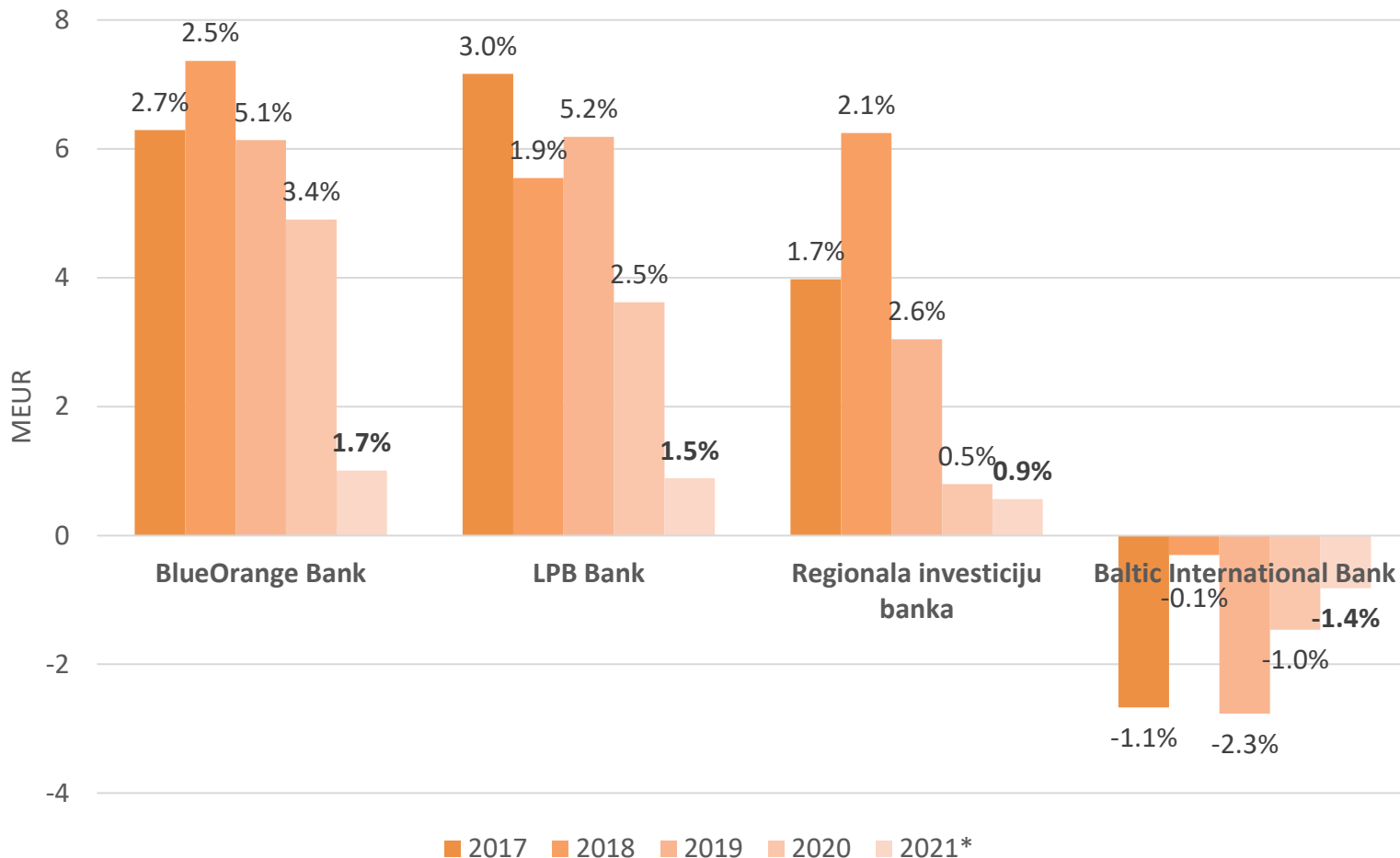
Banks' profit 2017-2021*, MEUR un % from total profit of Latvian banking sector (1)



Data source: information from the members of Finance Latvia Association, non-audited data.

* - 1st quarter 2021

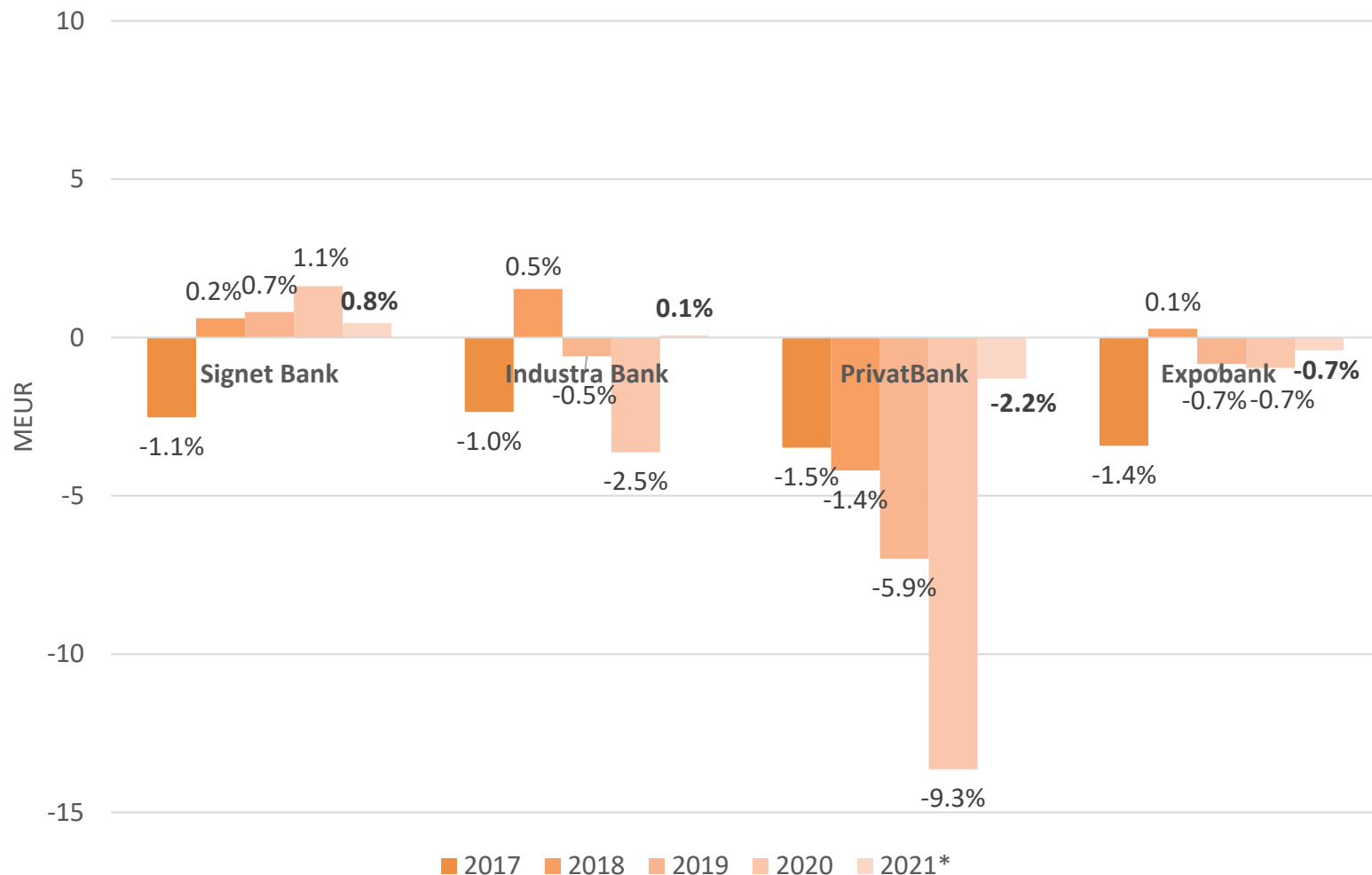
Banks' profit 2017-2021*, MEUR un % from total profit of Latvian banking sector (2)



Data source: information from the members of Finance Latvia Association, non-audited data.

* - 1st quarter 2021

Banks' profit 2017-2021*, MEUR un % from total profit of Latvian banking sector (3)

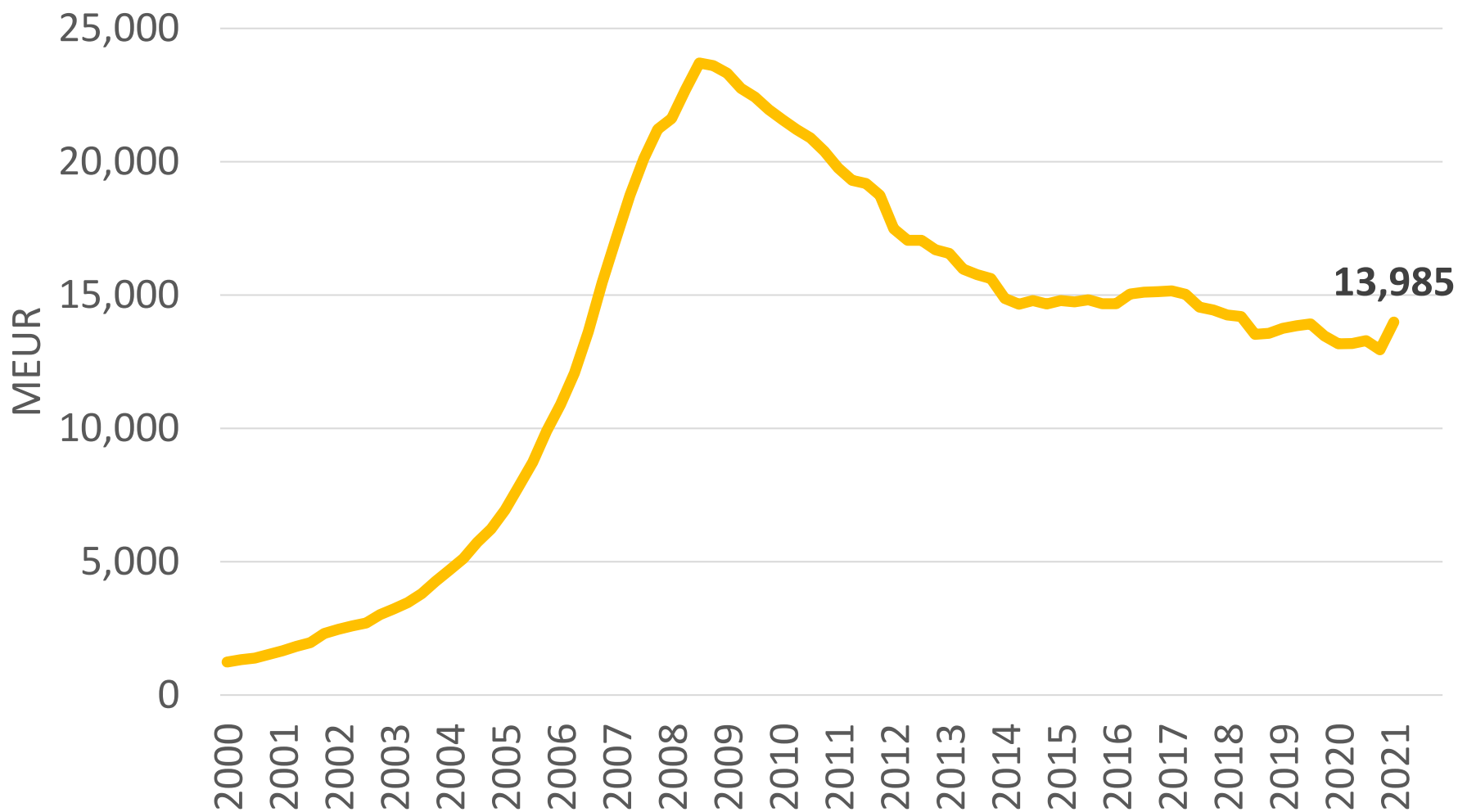


Data source: information from the members of Finance Latvia Association, non-audited data.

* - 1st quarter 2021

4. ISSUED LOANS

Portfolio of issued loans at Latvian banking sector 2000-2021*



Data source: the Bank of Latvia, monthly reports of monetary financial institutions in Latvia.

* - 1st quarter 2021

Loans at Latvian banking sector

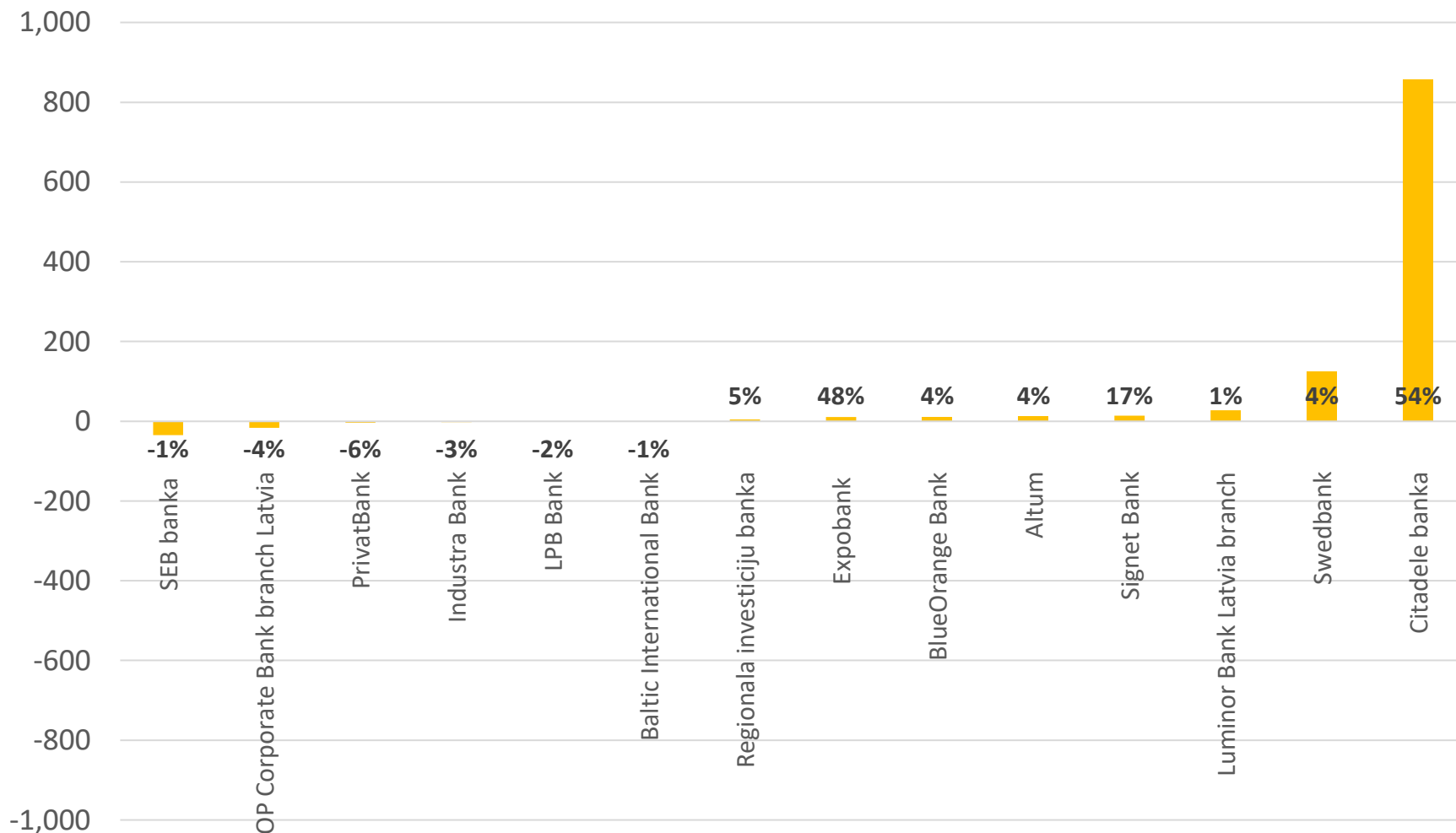
- The portfolio of issued loans by Latvian banking sector was EUR 13.99 billion as of March 31, 2021;
- Total loan portfolio increased by 8% or EUR 1.04 billion EUR in the 1st quarter 2021;
- The portfolio increased by 6% or EUR 0.81 billion in the last 12 months period;
- Total loan portfolio was in the range EUR 13.0-14.0 billion in the last three years period.

Banks' issued loans as of 31.03.2021, MEUR

Name	Value	Change in 2021	
Swedbank	3,655.7	125.1	3.5%
SEB banka	3,045.1	-35.1	-1.1%
Luminor Bank Latvia branch	2,845.2	27.8	1.0%
Citadele banka	2,435.9	857.9	54.4%
OP Corporate Bank branch Latvia	346.4	-16.2	-4.5%
BlueOrange Bank	320.0	11.5	3.7%
Signet Bank	98.3	14.3	17.0%
Regionala investiciju banka	82.7	4.2	5.4%
Industra Bank	78.5	-2.1	-2.6%
PrivatBank	51.5	-3.3	-6.0%
LPB Bank	49.6	-1.0	-2.0%
Baltic International Bank	43.2	-0.5	-1.1%
Expobank	33.3	10.8	47.9%
Association member banks	13,085.3	993.5	8.2%
Total banking industry	13,984.8	1,036.7	8.0%
Altum	345.9	12.0	3.6%

Data source: information from the members of Finance Latvia Association, non-audited data;
Data source of banking industry: the Bank of Latvia, monthly reports of monetary financial institutions in Latvia.

Change of loans portfolio 31.03.2021 vs 31.12.2020, MEUR



Data source: information from the members of Finance Latvia Association, non-audited data.

Breakdown of loans as of 31.03.2021, MEUR

Name	Loans	Private persons		Companies
		Total	incl. property loans to residents	
Swedbank	3,655.7	1,875.6	1,689.2	1,711.7
SEB banka	3,045.1	1,040.0	894.6	1,874.9
Luminor Bank Latvia branch	2,845.2	1,476.0	1,271.6	1,326.0
Citadele banka	2,435.9	692.3	261.3	1,724.0
OP Corporate Bank branch Latvia	346.4	0.0	0.0	339.5
BlueOrange Bank	320.0	14.2	7.8	305.8
Signet Bank	98.3	21.3	2.4	77.0
Regionala investiciju banka	82.7	1.9	0.0	80.8
Industra Bank	78.5	6.4	3.4	72.1
PrivatBank	51.5	29.9	12.8	21.6
LPB Bank	49.6	7.7	2.8	42.0
Baltic International Bank	43.2	10.2	1.5	33.0
Expobank	33.3	3.7	0.0	29.6
Association member banks	13,085.3	5,179.2	4,147.3	7,637.9
Total banking industry	13,984.8	5,372.4	4,176.2	8,344.2
Altum	345.9	28.7	4.9	317.2

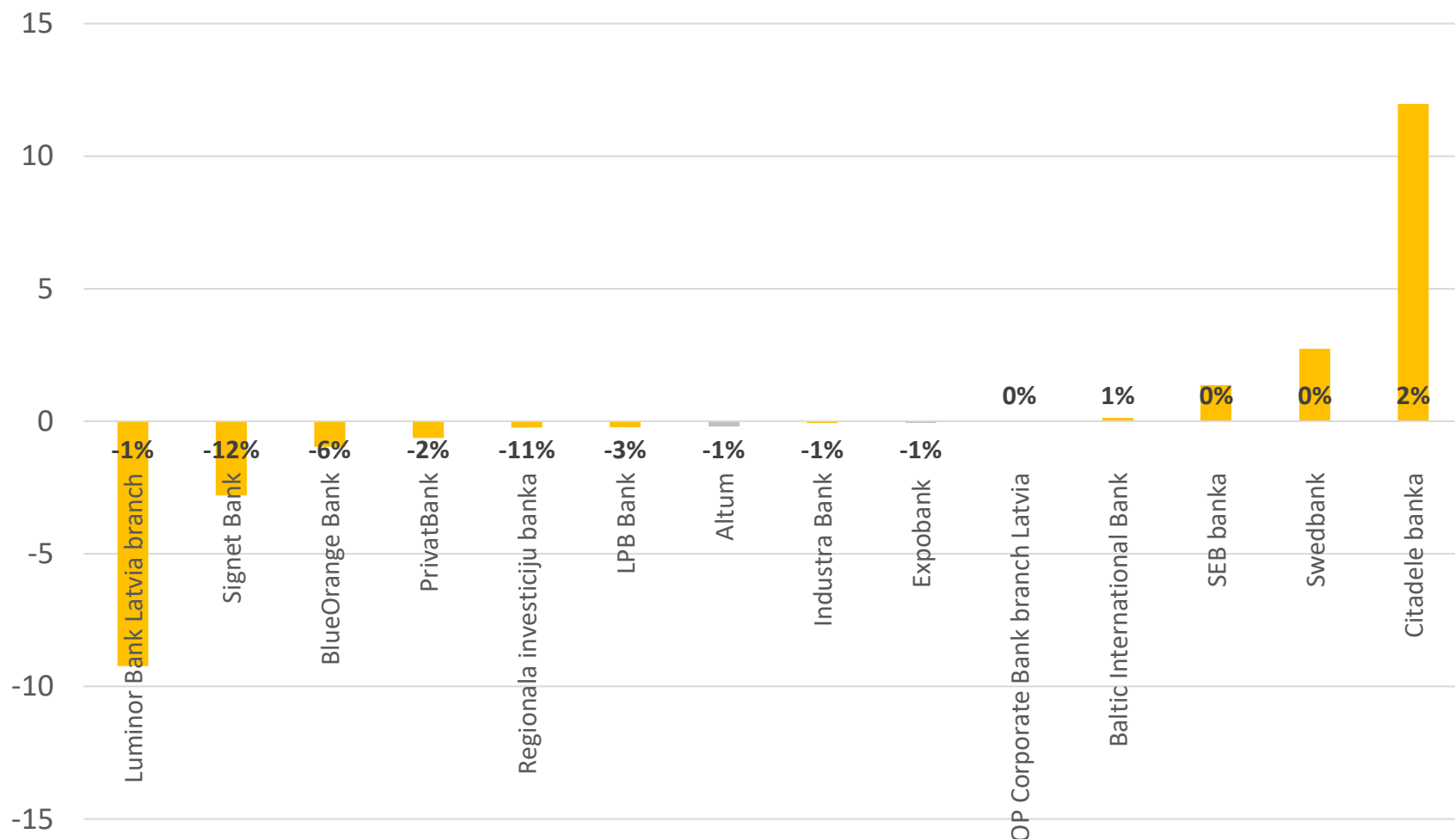
Loans to companies do not include loans to central governments, local governments and social security funds;
 Data source: information from the members of Finance Latvia Association, non-audited data;
 Data source of banking industry: the Bank of Latvia, monthly reports of monetary financial institutions in Latvia.

Loans to private persons as of 31.03.2021, MEUR

Name	Value	Change in 2021	
Swedbank	1,875.6	2.7	0.1%
Luminor Bank Latvia branch	1,476.0	-9.2	-0.6%
SEB banka	1,040.0	1.3	0.1%
Citadele banka	692.3	12.0	1.8%
PrivatBank	29.9	-0.6	-2.1%
Signet Bank	21.3	-2.8	-11.6%
BlueOrange Bank	14.2	-1.0	-6.3%
Baltic International Bank	10.2	0.1	1.3%
LPB Bank	7.7	-0.2	-2.8%
Industra Bank	6.4	-0.1	-1.0%
Expobank	3.7	0.0	-1.1%
Regionala investiciju banka	1.9	-0.2	-11.2%
OP Corporate Bank branch Latvia	0.0	0.0	0.0%
Association member banks	5,179.2	2.0	0.0%
Total banking industry	5,372.4	0.1	0.0%
Altum	28.7	-0.2	-0.6%

Data source: information from the members of Finance Latvia Association, non-audited data;
Data source of banking industry: the Bank of Latvia, monthly reports of monetary financial institutions in Latvia.

Change of loans to private persons 31.03.2021 vs 31.12.2020, MEUR

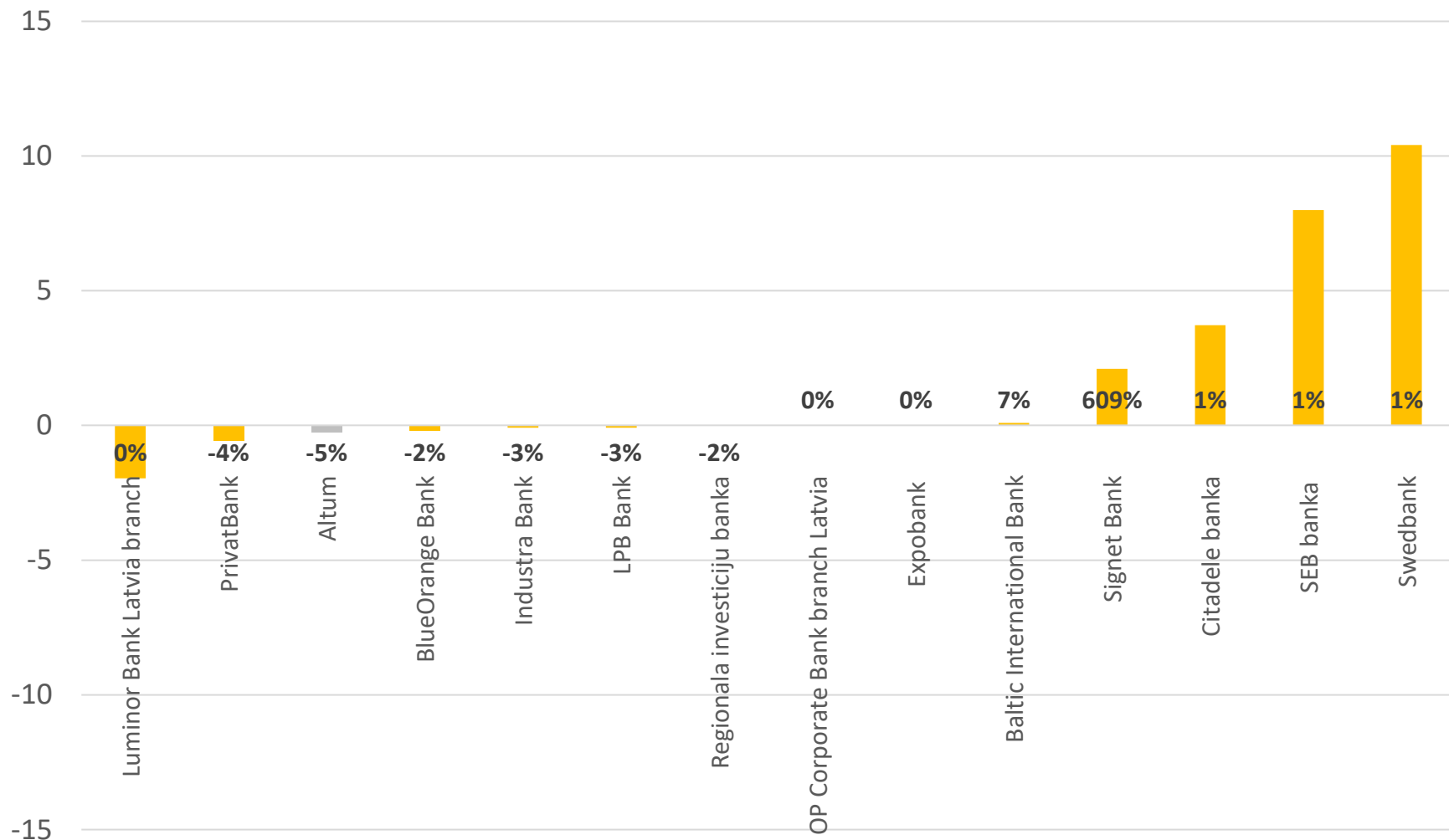


Property loans to residents as of 31.03.2021, MEUR

Name	Value	Change in 2021	
Swedbank	1,689.2	10.4	0.6%
Luminor Bank Latvia branch	1,271.6	-2.0	-0.2%
SEB banka	894.6	8.0	0.9%
Citadele banka	261.3	3.7	1.4%
PrivatBank	12.8	-0.6	-4.2%
BlueOrange Bank	7.8	-0.2	-2.4%
Industra Bank	3.4	-0.1	-2.5%
LPB Bank	2.8	-0.1	-3.0%
Signet Bank	2.4	2.1	608.8%
Baltic International Bank	1.5	0.1	6.8%
Regionala investiciju banka	0.0	0.0	-1.7%
Expobank	0.0	0.0	0.0%
OP Corporate Bank branch Latvia	0.0	0.0	0.0%
Association member banks	4,147.3	21.4	0.5%
Total banking industry	4,176.2	19.8	0.5%
Altum	4.9	-0.3	-5.1%

Data source: information from the members of Finance Latvia Association, non-audited data;
Data source of banking industry: the Bank of Latvia, monthly reports of monetary financial institutions in Latvia.

Change of property loans to residents 31.03.2021 vs 31.12.2020, MEUR



Data source: information from the members of Finance Latvia Association, non-audited data.

Loans to companies as of 31.03.2021, MEUR

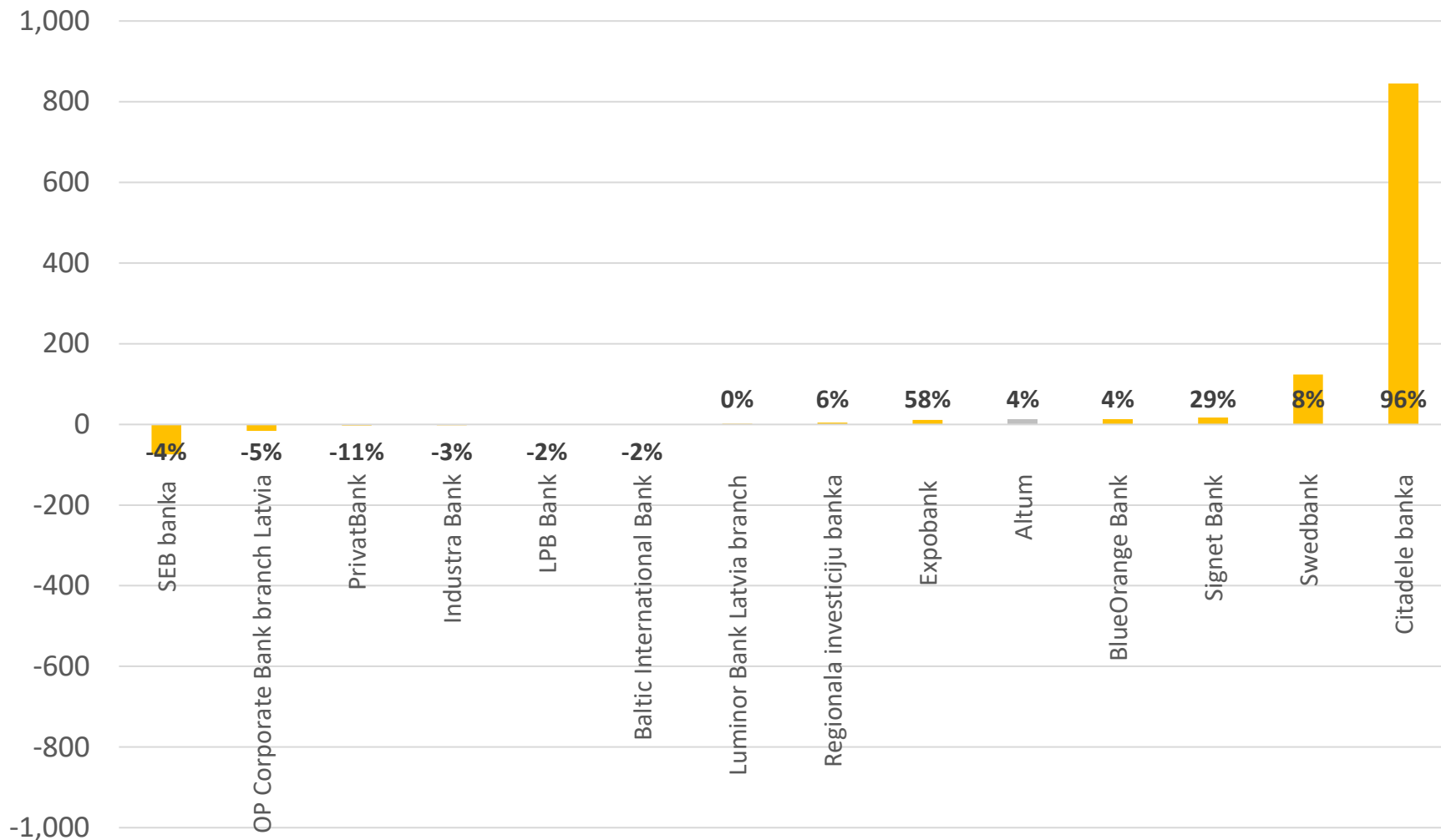
Name	Value	Change in 2021	
SEB banka	1,874.9	-74.4	-3.8%
Citadele banka	1,724.0	845.9	96.3%
Swedbank	1,711.7	123.5	7.8%
Luminor Bank Latvia branch	1,326.0	1.4	0.1%
OP Corporate Bank branch Latvia	339.5	-16.0	-4.5%
BlueOrange Bank	305.8	12.5	4.3%
Regionala investiciju banka	80.8	4.5	5.9%
Signet Bank	77.0	17.1	28.6%
Industra Bank	72.1	-2.0	-2.7%
LPB Bank	42.0	-0.8	-1.8%
Baltic International Bank	33.0	-0.6	-1.9%
Expobank	29.6	10.8	57.7%
PrivatBank	21.6	-2.6	-10.9%
Association member banks	7,637.9	919.2	13.7%
Total banking industry	8,344.2	964.2	13.1%
Altum	317.2	12.2	4.0%

Loans to companies do not include loans to central governments, local governments and social security funds;

Data source: information from the members of Finance Latvia Association, non-audited data;

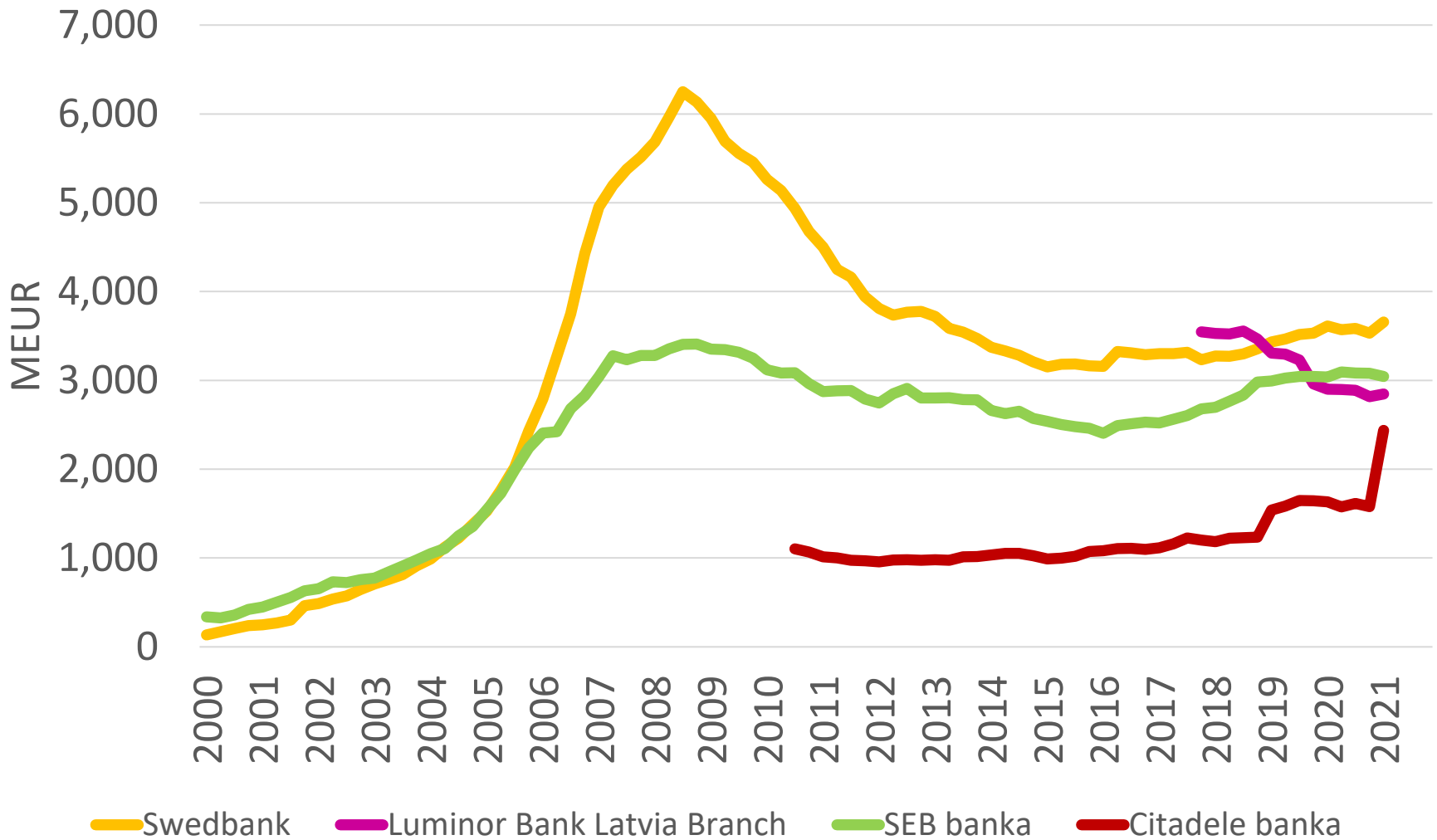
Data source of banking industry: the Bank of Latvia, monthly reports of monetary financial institutions in Latvia.

Change of loans to companies 31.03.2021 vs 31.12.2020, MEUR



Data source: information from the members of Finance Latvia Association, non-audited data.

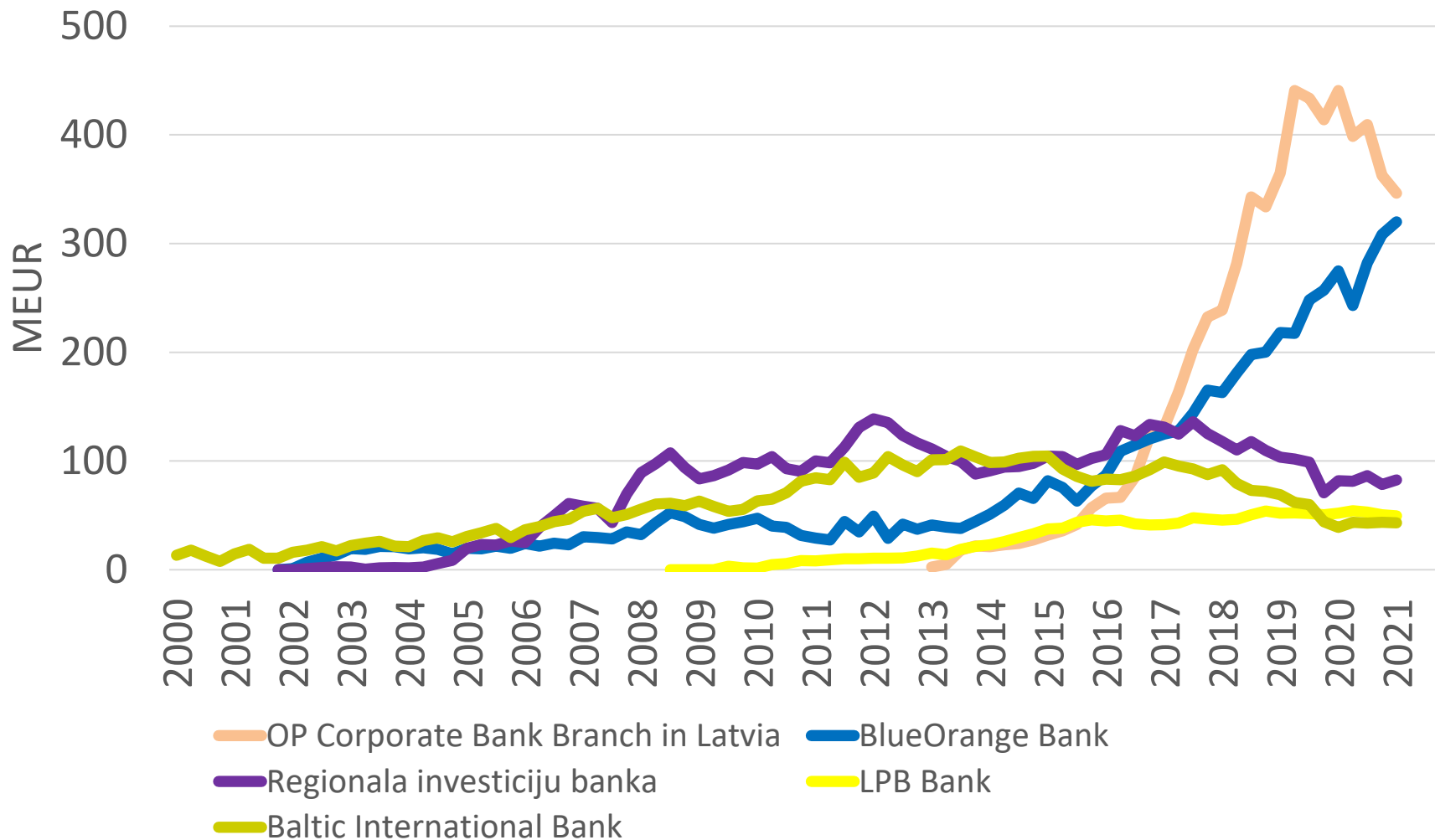
Banks' issued loans 2000-2021* (1)



Data source: information from the members of Finance Latvia Association, non-audited data.

* - 1st quarter 2021

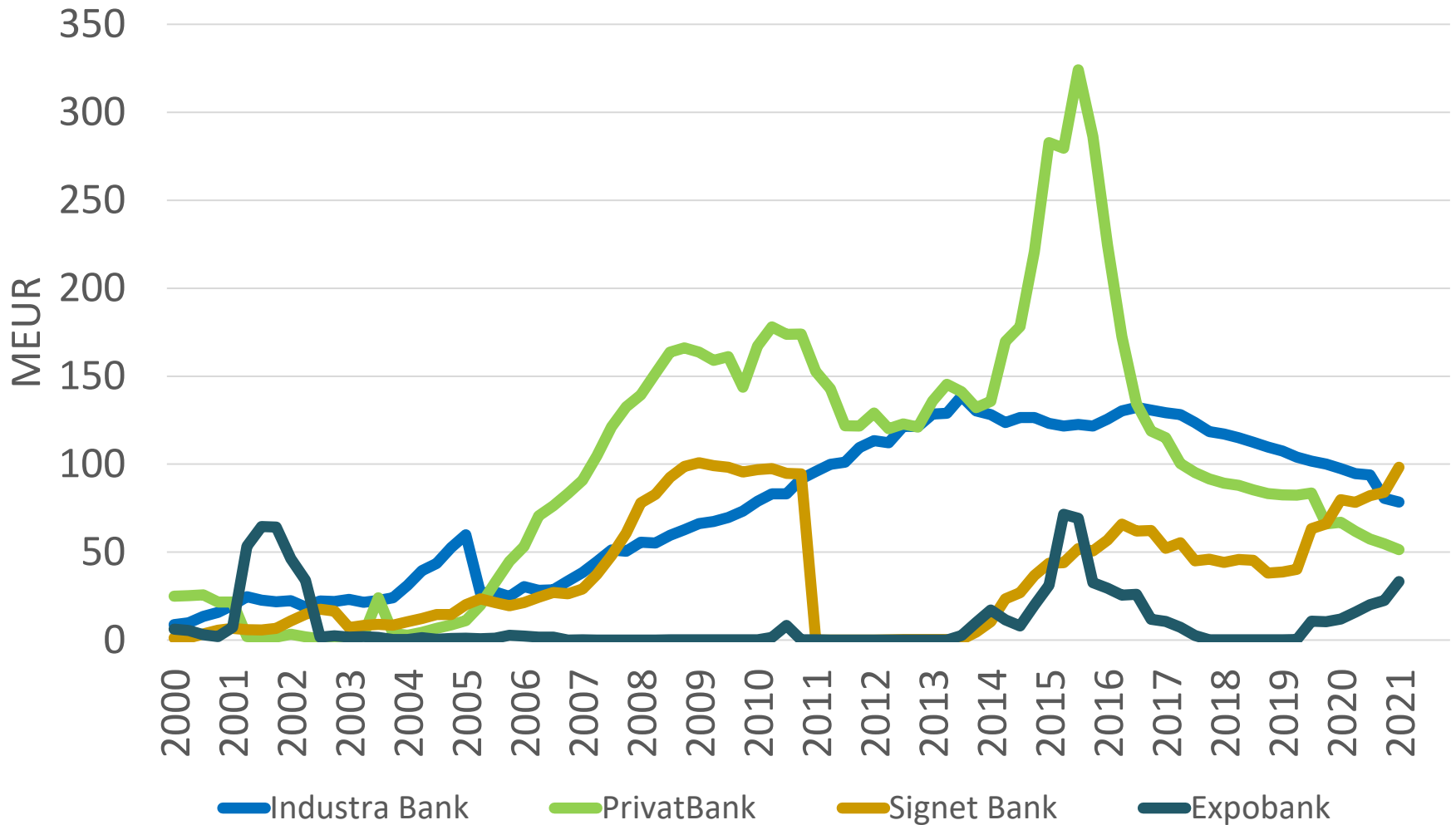
Banks' issued loans 2000-2021* (2)



Data source: information from the members of Finance Latvia Association, non-audited data.

* - 1st quarter 2021

Banks' issued loans 2000-2021* (3)

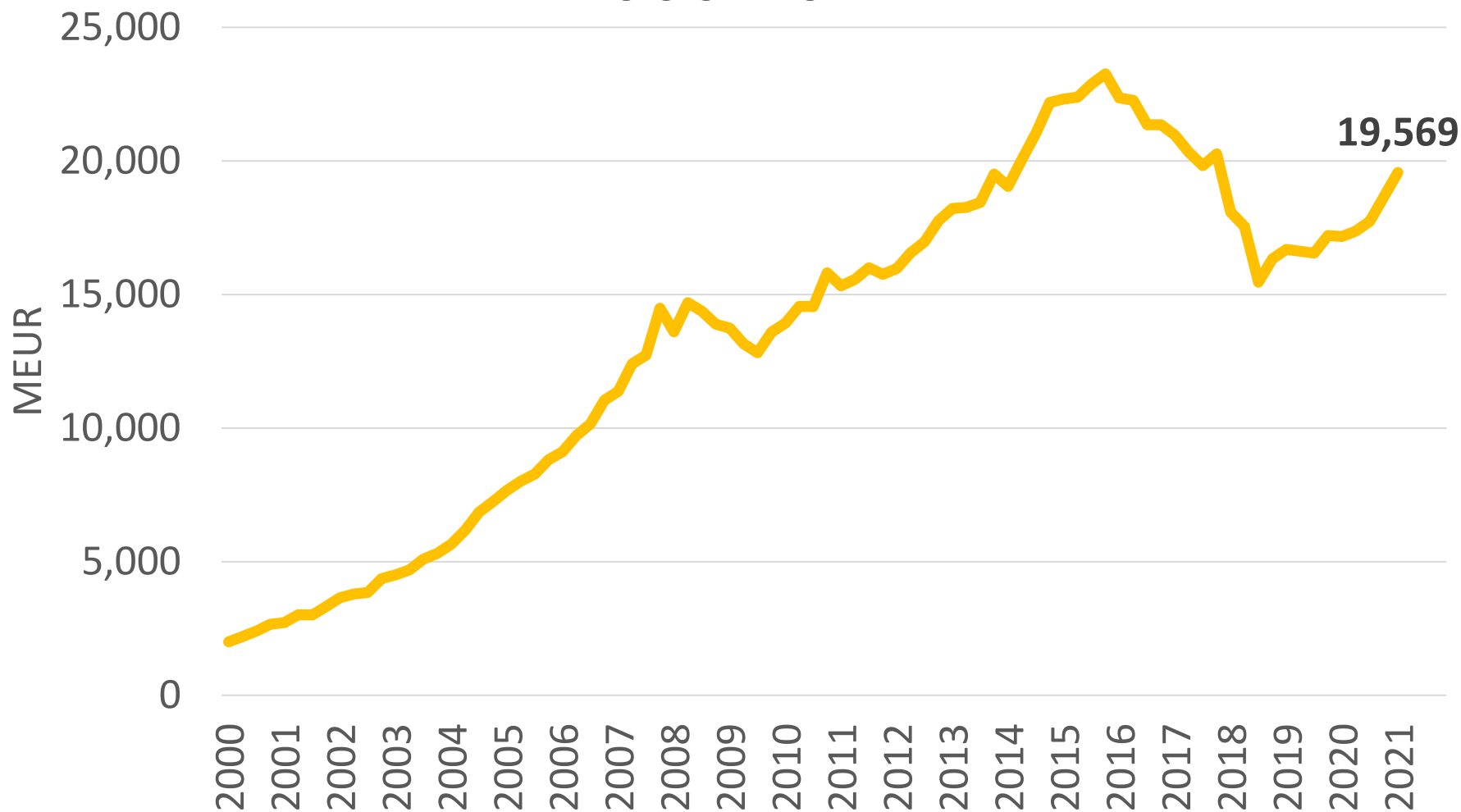


Data source: information from the members of Finance Latvia Association, non-audited data.

* - 1st quarter 2021

5. DEPOSITS

Deposits at Latvian banking sector 2000-2021*



Data source: the Bank of Latvia, monthly reports of monetary financial institutions in Latvia.

* - 1st quarter 2021

Deposits at Latvian banking sector

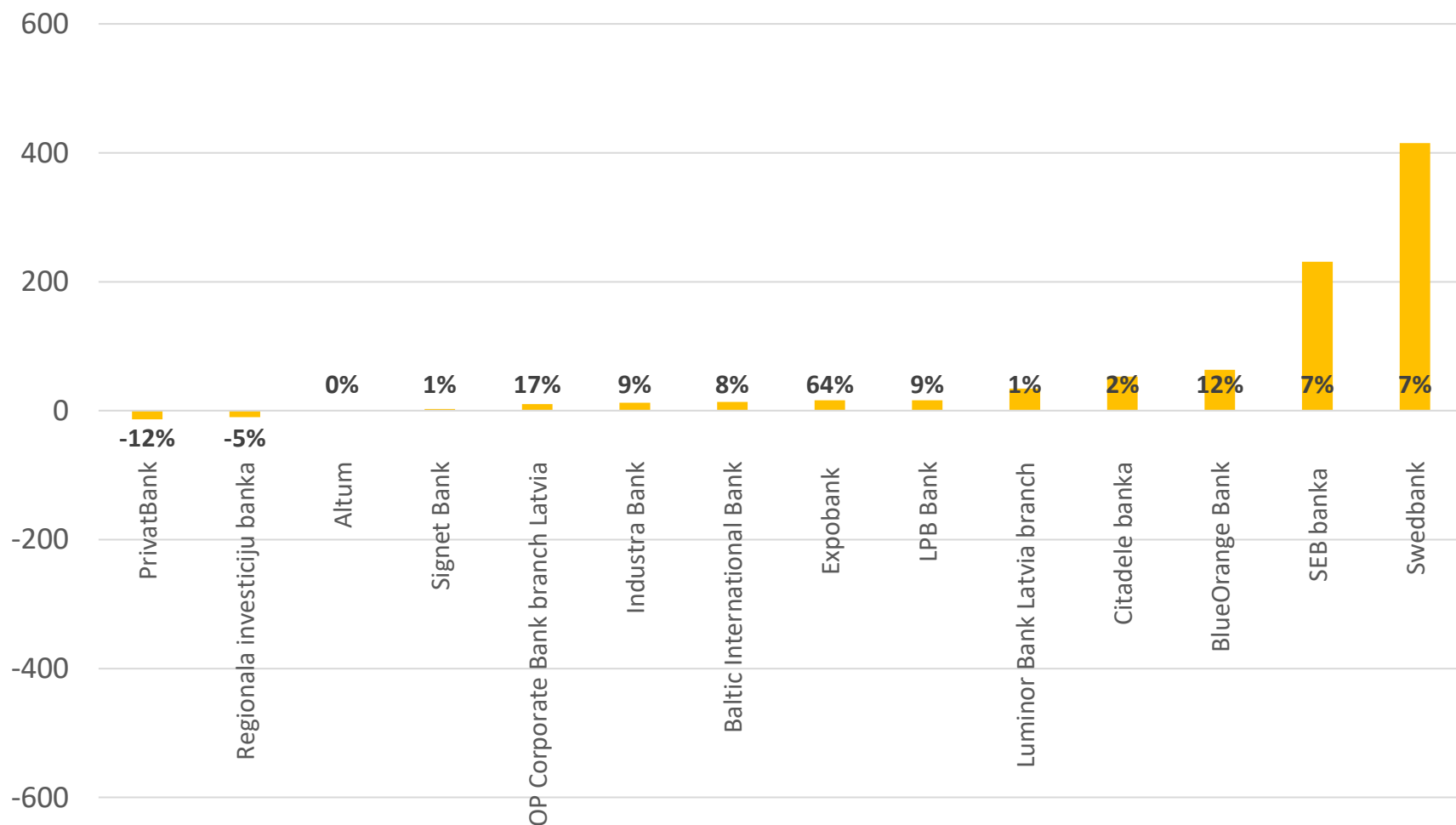
- Total deposits at Latvian banking sector were EUR 19.57 billion as of March 31, 2021;
- The total portfolio of deposits increased by 5% or EUR 0.91 billion in the 1st quarter 2021 and reached the largest value since the end of 2017;
- Deposits increased by 14% or EUR 2.40 billion in the last 12 months period.

Deposits at banks as of 31.03.2021, MEUR

Name	Value	Change in 2021	
Swedbank	6,268.2	415.0	7.1%
SEB banka	3,749.2	231.0	6.6%
Citadele banka	3,507.9	52.9	1.5%
Luminor Bank Latvia branch	2,926.7	34.5	1.2%
BlueOrange Bank	606.1	63.5	11.7%
Regionala investiciju banka	198.6	-9.9	-4.7%
LPB Bank	198.2	16.3	8.9%
Baltic International Bank	196.0	13.7	7.5%
Signet Bank	183.9	2.7	1.5%
Industra Bank	143.1	12.2	9.3%
PrivatBank	98.4	-13.2	-11.8%
OP Corporate Bank branch Latvia	71.2	10.2	16.7%
Expobank	41.4	16.1	63.6%
Association member banks	18,189.0	844.9	4.9%
Total banking industry	19,568.9	909.6	4.9%
Altum	0.0	0.0	0.0%

Data source: information from the members of Finance Latvia Association, non-audited data;
 Data source of banking industry: the Bank of Latvia, monthly reports of monetary financial institutions in Latvia.

Change of deposits 31.03.2021 vs 31.12.2020, MEUR



Data source: information from the members of Finance Latvia Association, non-audited data.

Breakdown of deposits as of 31.03.2021, MEUR

Name	Deposits	Term		Customer	
		Short term	Long term	Private persons	Companies
Swedbank	6,268.2	6,157.8	110.4	3,719.3	2,382.7
SEB banka	3,749.2	3,297.2	451.9	2,045.4	1,524.4
Citadele banka	3,507.9	2,929.4	578.5	1,904.5	1,426.4
Luminor Bank Latvia branch	2,926.7	2,680.8	245.9	1,376.5	1,364.1
BlueOrange Bank	606.1	261.6	344.5	379.2	227.0
Regionala investiciju banka	198.6	165.9	32.7	87.3	111.3
LPB Bank	198.2	161.8	36.4	58.3	139.9
Baltic International Bank	196.0	171.2	24.8	54.8	141.2
Signet Bank	183.9	156.8	27.1	86.8	97.1
Industra Bank	143.1	113.1	30.0	78.3	64.8
PrivatBank	98.4	36.3	62.1	79.0	19.4
OP Corporate Bank branch Latvia	71.2	71.2	0.0	0.0	70.3
Expobank	41.4	22.0	19.4	21.4	20.0
Association member banks	18,189.0	16,225.1	1,963.9	9,890.9	7,588.5
Total banking industry	19,568.9	17,018.6	2,550.2	10,586.9	8,271.2
Altum	0.0	0.0	0.0	0.0	0.0

Deposits of companies do not include deposits of central governments, local governments and social security funds;

Data source: information from the members of Finance Latvia Association, non-audited data;

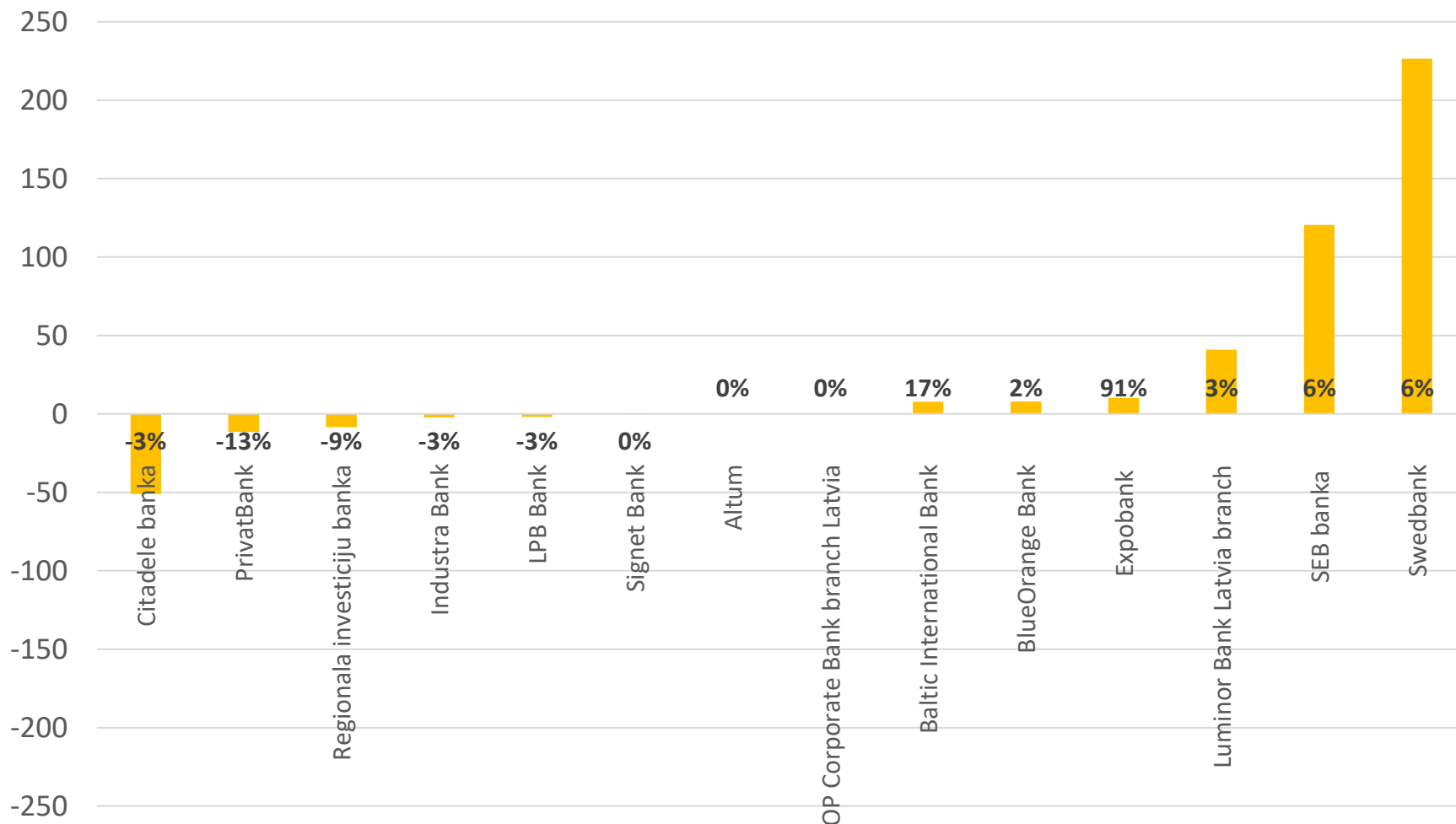
Data source of banking industry: the Bank of Latvia, monthly reports of monetary financial institutions in Latvia.

Deposits of private persons as of 31.03.2021, MEUR

Name	Value	Change in 2021	
Swedbank	3,719.3	226.4	6.5%
SEB banka	2,045.4	120.4	6.3%
Citadele banka	1,904.5	-51.1	-2.6%
Luminor Bank Latvia branch	1,376.5	40.9	3.1%
BlueOrange Bank	379.2	8.0	2.2%
Regionala investiciju banka	87.3	-8.4	-8.7%
Signet Bank	86.8	0.0	0.0%
PrivatBank	79.0	-11.5	-12.7%
Industra Bank	78.3	-2.3	-2.8%
LPB Bank	58.3	-1.9	-3.2%
Baltic International Bank	54.8	7.8	16.7%
Expobank	21.4	10.2	90.9%
OP Corporate Bank branch Latvia	0.0	0.0	0.0%
Association member banks	9,890.9	338.5	3.5%
Total banking industry	10,586.9	346.2	3.4%
Altum	0.0	0.0	0.0%

Data source: information from the members of Finance Latvia Association, non-audited data;
Data source of banking industry: the Bank of Latvia, monthly reports of monetary financial institutions in Latvia.

Change of deposits of private persons 31.03.2021 vs 31.12.2020, MEUR



Data source: information from the members of Finance Latvia Association, non-audited data.

Deposits of companies as of 31.03.2021, MEUR

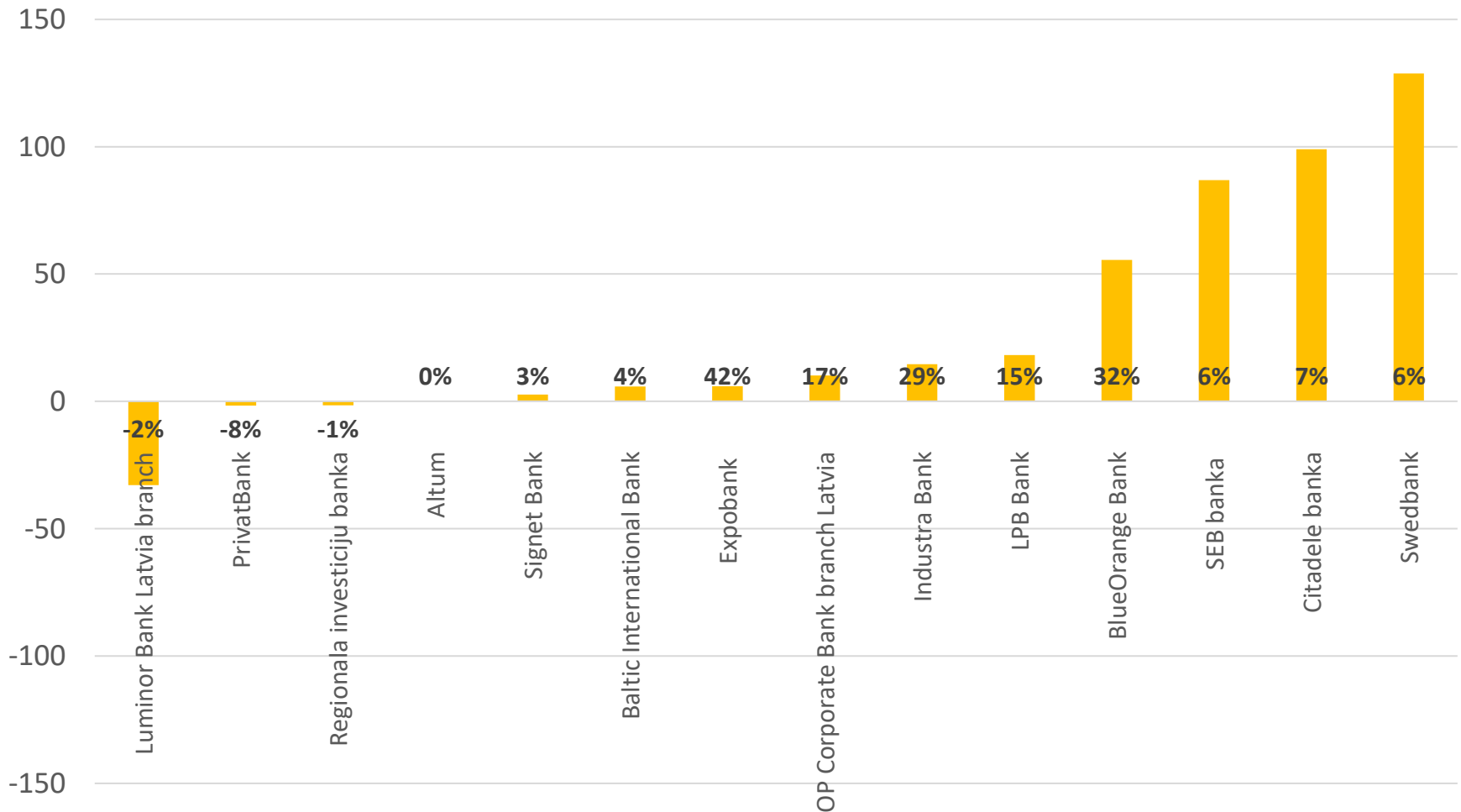
Name	Value	Change in 2021	
Swedbank	2,382.7	128.7	5.7%
SEB banka	1,524.4	86.9	6.0%
Citadele banka	1,426.4	99.0	7.5%
Luminor Bank Latvia branch	1,364.1	-32.9	-2.4%
BlueOrange Bank	227.0	55.5	32.4%
Baltic International Bank	141.2	5.9	4.3%
LPB Bank	139.9	18.2	14.9%
Regionala investiciju banka	111.3	-1.5	-1.3%
Signet Bank	97.1	2.7	2.9%
OP Corporate Bank branch Latvia	70.3	10.1	16.9%
Industra Bank	64.8	14.6	29.2%
Expobank	20.0	5.9	41.9%
PrivatBank	19.4	-1.7	-8.0%
Association member banks	7,588.5	391.5	5.4%
Total banking industry	8,271.2	446.6	5.7%
Altum	0.0	0.0	0.0%

Deposits of companies do not include deposits of central governments, local governments and social security funds;

Data source: information from the members of Finance Latvia Association, non-audited data;

Data source of banking industry: the Bank of Latvia, monthly reports of monetary financial institutions in Latvia.

Change of deposits of companies 31.03.2021 vs 31.12.2020, MEUR



Data source: information from the members of Finance Latvia Association, non-audited data.

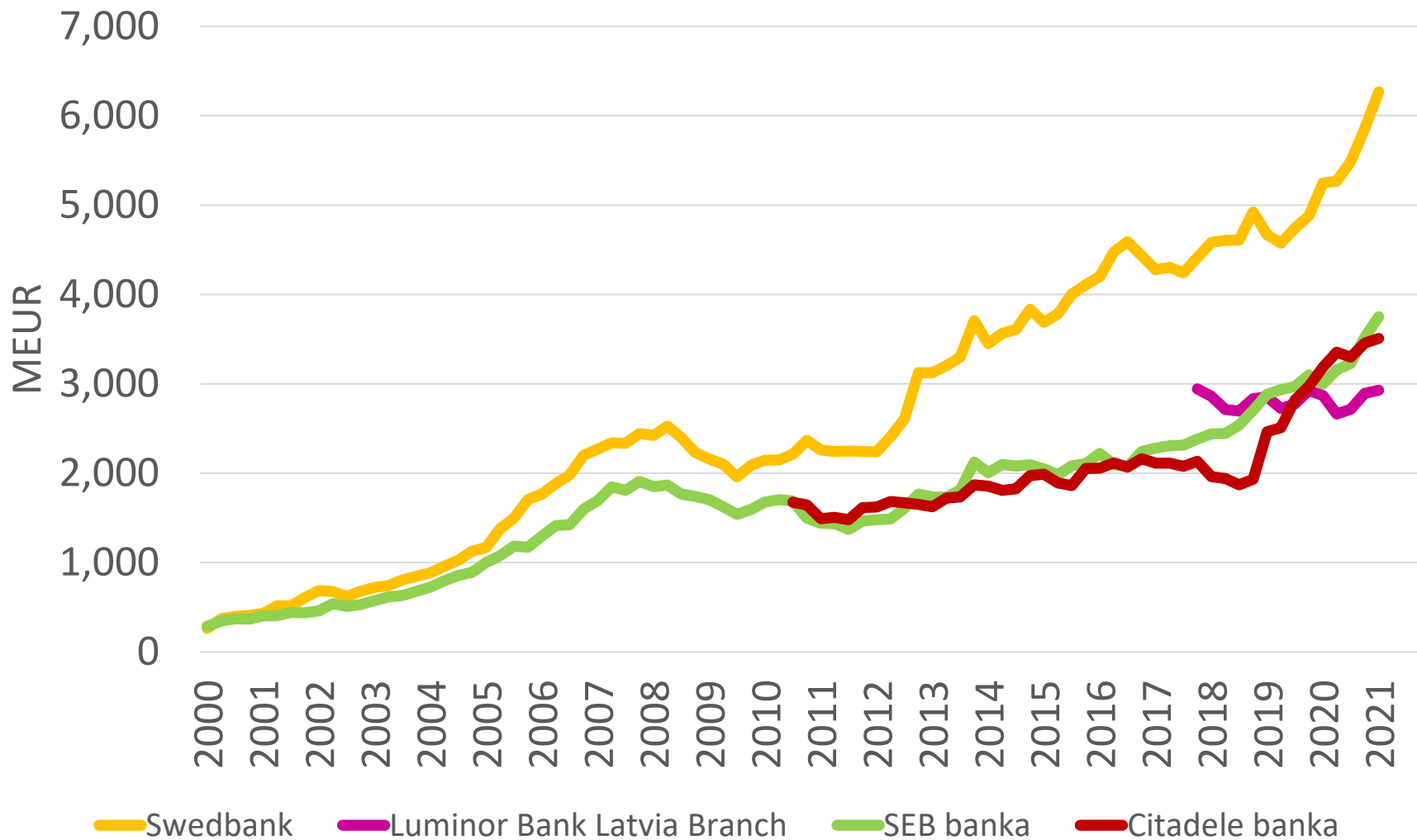
Deposits by term as of 31.03.2021, MEUR

Name	Deposits	Short term		Long term	
		Value	Proportion, %	Value	Proportion, %
Swedbank	6,268.2	6,157.8	98.2%	110.4	1.8%
SEB banka	3,749.2	3,297.2	87.9%	451.9	12.1%
Citadele banka	3,507.9	2,929.4	83.5%	578.5	16.5%
Luminor Bank Latvia branch	2,926.7	2,680.8	91.6%	245.9	8.4%
BlueOrange Bank	606.1	261.6	43.2%	344.5	56.8%
Regionala investiciju banka	198.6	165.9	83.5%	32.7	16.5%
LPB Bank	198.2	161.8	81.6%	36.4	18.4%
Baltic International Bank	196.0	171.2	87.3%	24.8	12.7%
Signet Bank	183.9	156.8	85.3%	27.1	14.7%
Industra Bank	143.1	113.1	79.0%	30.0	21.0%
PrivatBank	98.4	36.3	36.9%	62.1	63.1%
OP Corporate Bank branch Latvia	71.2	71.2	100.0%	0.0	0.0%
Expobank	41.4	22.0	53.2%	19.4	46.8%
Association member banks	18,189.0	16,225.1	89.2%	1,963.9	10.8%
Total banking industry	19,568.9	17,018.6	87.0%	2,550.2	13.0%
Altum	0.0	0.0	0.0%	0.0	0.0%

Data source: information from the members of Finance Latvia Association, non-audited data;

Data source of banking industry: the Bank of Latvia, monthly reports of monetary financial institutions in Latvia.

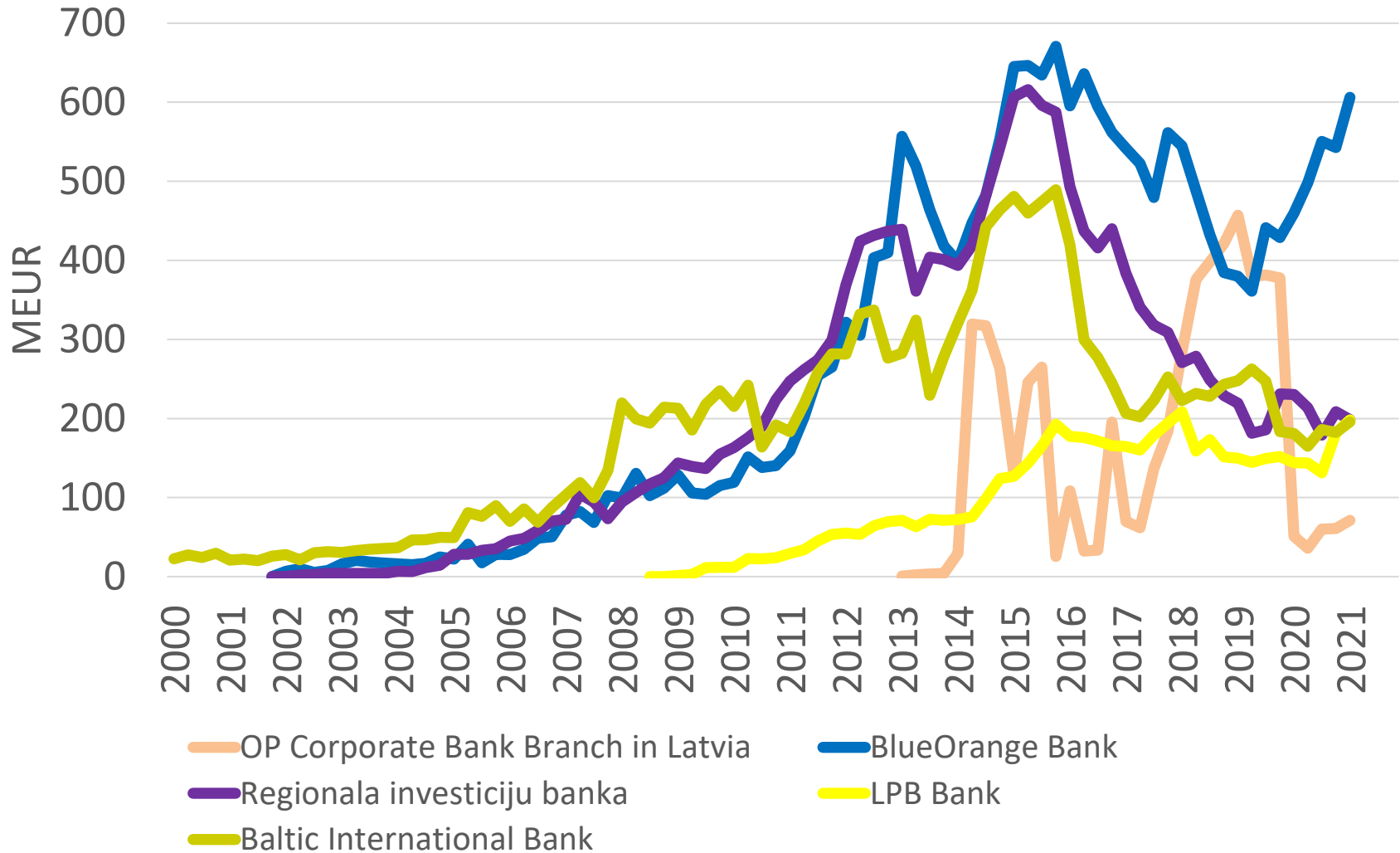
Deposits at banks 2000-2021* (1)



Data source: information from the members of Finance Latvia Association, non-audited data.

* - 1st quarter 2021

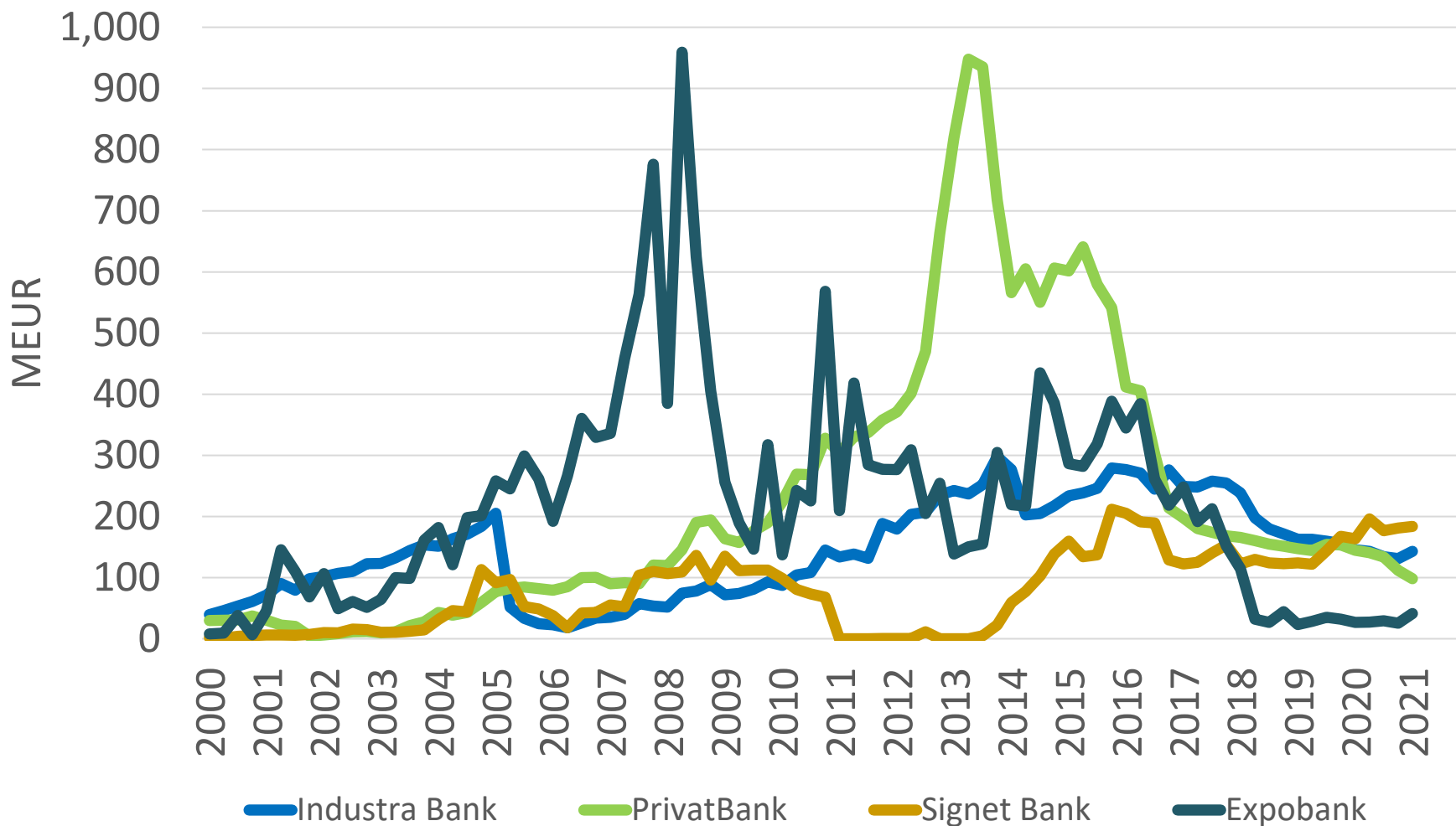
Deposits at banks 2000-2021* (2)



Data source: information from the members of Finance Latvia Association, non-audited data.

* - 1st quarter 2021

Deposits at banks 2000-2021* (3)



Data source: information from the members of Finance Latvia Association, non-audited data.

* - 1st quarter 2021

6. ASSETS UNDER MANGEMENT AND ADMINISTRATION

Total* assets under management and administration as of 31.03.2021, MEUR

Name	Value	Change in 2021	
Swedbank	5,472.7	265.9	5.1%
SEB banka	4,040.8	-15.4	-0.4%
Citadele banka	1,853.1	195.2	11.8%
Luminor Bank Latvia branch	1,071.9	-30.2	-2.7%
Signet Bank	911.7	44.7	5.2%
Baltic International Bank	141.5	-33.8	-19.3%
Regionala investiciju banka	83.1	6.1	7.9%
Expobank	52.6	-1.1	-2.0%
LPB Bank	22.4	0.5	2.4%
BlueOrange Bank	22.0	1.8	8.7%
PrivatBank	13.9	1.2	9.2%
Industra Bank	1.0	0.0	0.0%
OP Corporate Bank branch Latvia	0.0	0.0	0.0%
Association member banks	13,686.7	435.0	3.3%
Altum	0.0	0.0	0.0%

*- banks and investment management companies

Data source: information from the members of Finance Latvia Association, non-audited data

Assets under management and administration at banks as of 31.03.2021, MEUR

Name	Value	Change in 2021	
Swedbank	2,980.1	110.9	3.9%
SEB banka	2,293.1	34.1	1.5%
Signet Bank	847.3	38.7	4.8%
Citadele banka	764.8	171.7	29.0%
Luminor Bank Latvia branch	388.4	-41.7	-9.7%
Baltic International Bank	141.5	-33.8	-19.3%
Regionala investiciju banka	83.1	6.1	7.9%
Expobank	52.6	-1.1	-2.0%
LPB Bank	22.4	0.5	2.4%
BlueOrange Bank	22.0	1.8	8.7%
PrivatBank	13.9	1.2	9.2%
Industra Bank	1.0	0.0	0.0%
OP Corporate Bank branch Latvia	0.0	0.0	0.0%
Association member banks	7,610.3	270.2	3.7%
Altum	0.0	0.0	0.0%

Data source: information from the members of Finance Latvia Association, non-audited data.

Assets under management and administration at investment management companies as of 31.03.2021, MEUR

Name	Value	Change in 2021	
Swedbank	2,492.5	155.0	6.6%
SEB banka	1,747.8	-49.5	-2.8%
Citadele banka	1,088.3	23.5	2.2%
Luminor Bank Latvia branch	683.5	11.4	1.7%
Signet Bank	64.4	6.0	10.3%
Expobank	0.0	0.0	0.0%
BlueOrange Bank	0.0	0.0	0.0%
Regionala investiciju banka	0.0	0.0	0.0%
Baltic International Bank	0.0	0.0	0.0%
LPB Bank	0.0	0.0	0.0%
PrivatBank	0.0	0.0	0.0%
Industra Bank	0.0	0.0	0.0%
OP Corporate Bank branch Latvia	0.0	0.0	0.0%
Association member banks	6,076.5	146.5	2.5%
Altum	0.0	0.0	0.0%

Data source: information from the members of Finance Latvia Association, non-audited data.

7. FINANCIAL RATIOS

Financial ratios as of 31.03.2021

Name	Capital Adequacy Ratio ¹	Liquidity coverage ratio ²	Return on Equity (ROE) ³	Return on Assets (ROA) ⁴
Baltic International Bank	15.1%	153.4%	-13.7%	-1.5%
BlueOrange Bank	15.3%	146.0%	5.6%	0.5%
Citadele banka	17.0%	186.8%	4.0%	0.3%
Expobank	44.7%	940.1%	-4.6%	-2.3%
Industra Bank	19.1%	362.6%	2.0%	0.2%
LPB Bank	24.3%	138.0%	10.5%	1.4%
PrivatBank	12.1%	265.6%	-32.0%	-3.7%
Reģionālā investīciju banka	26.1%	212.3%	6.2%	0.9%
SEB banka	22.1%	371.1%	26.3%	2.5%
Signet Bank	16.8%	159.8%	10.1%	0.8%
Swedbank	33.8%	425.0%	7.0%	0.8%

1 Total capital ratio, including adjustments; min requirement 8% according to legislation;

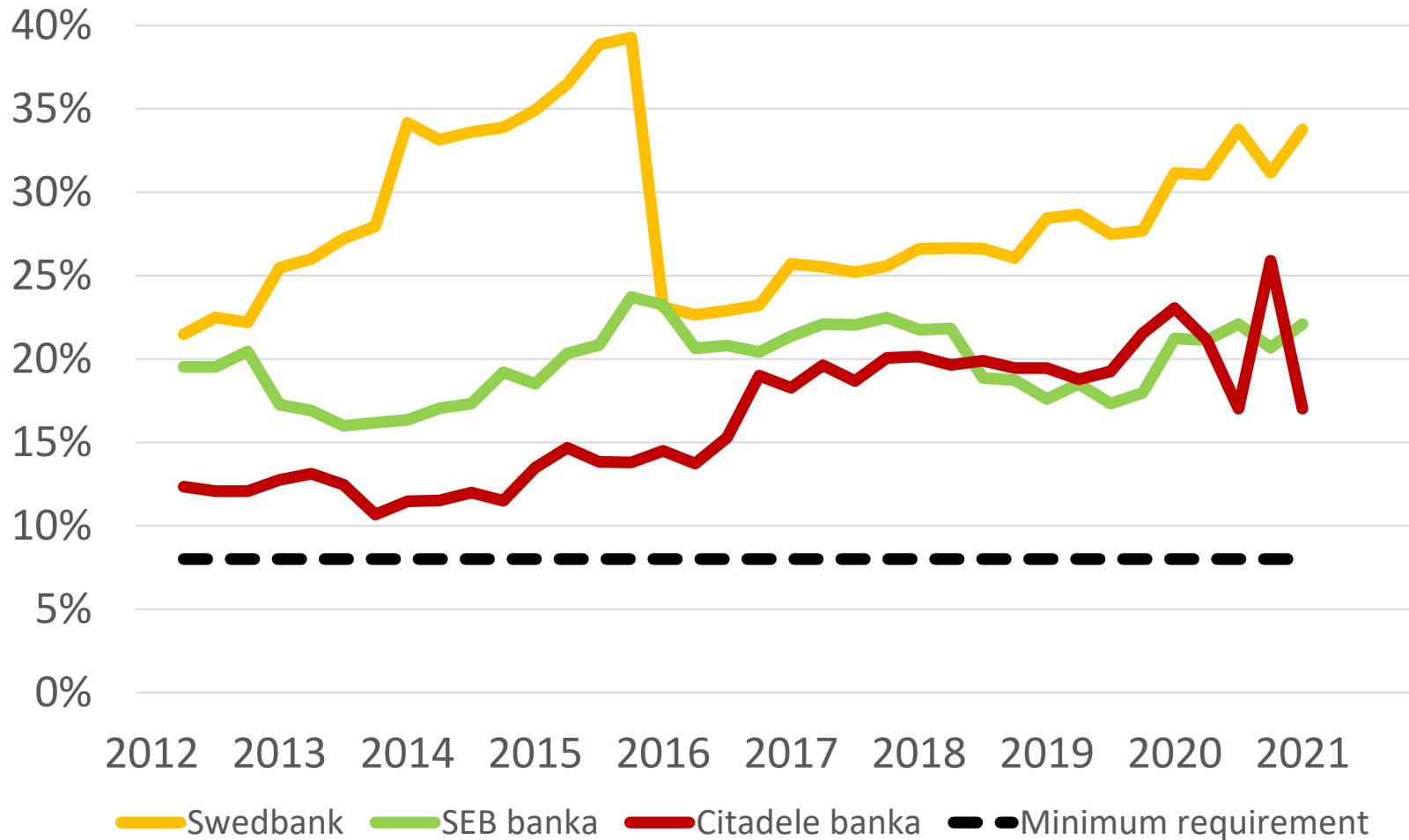
2 Minimum requirement 100%;

3 Return on equity (ROE) – proportion of annualized profit/loss of a period from average capital and reserves;

4 Return on assets (ROA) – proportion of annualized profit/loss of a period from average assets.

Data source: information from the members of Finance Latvia Association, non-audited data.

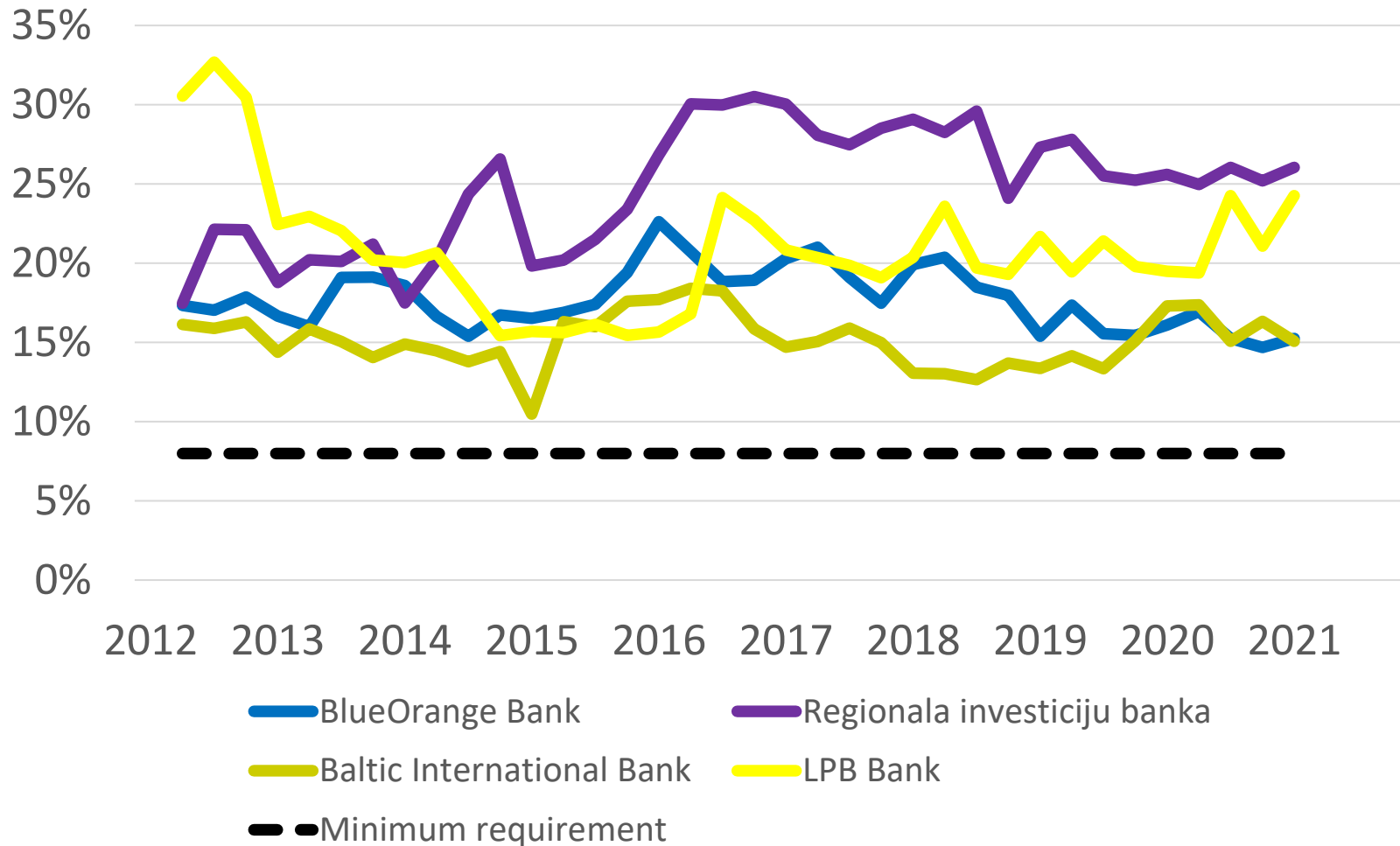
Capital adequacy ratio 2012-2021* (1)



Data source: information from the members of Finance Latvia Association, non-audited data.

* - 1st quarter 2021

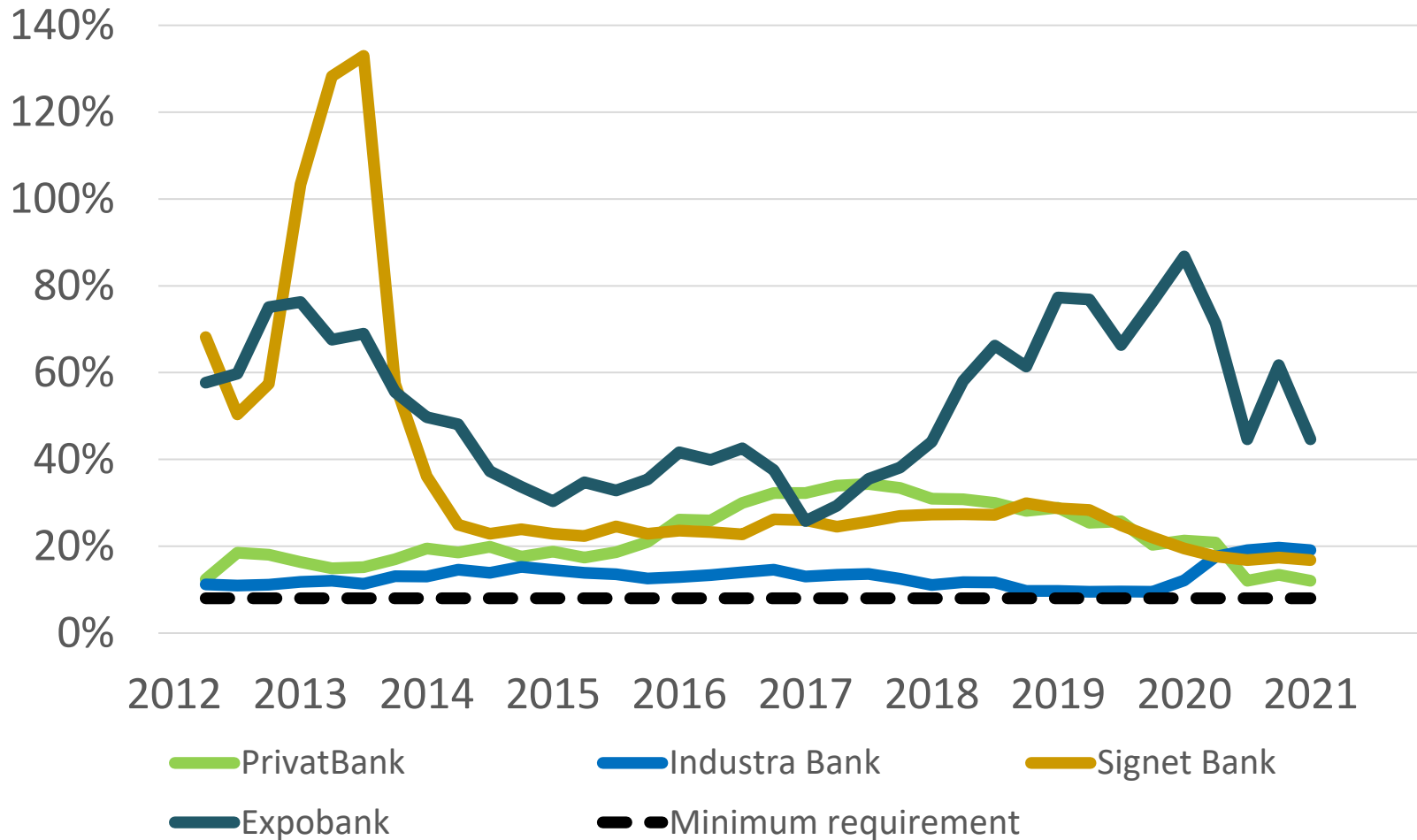
Capital adequacy ratio 2012-2021* (2)



Data source: information from the members of Finance Latvia Association, non-audited data.

* - 1st quarter 2021

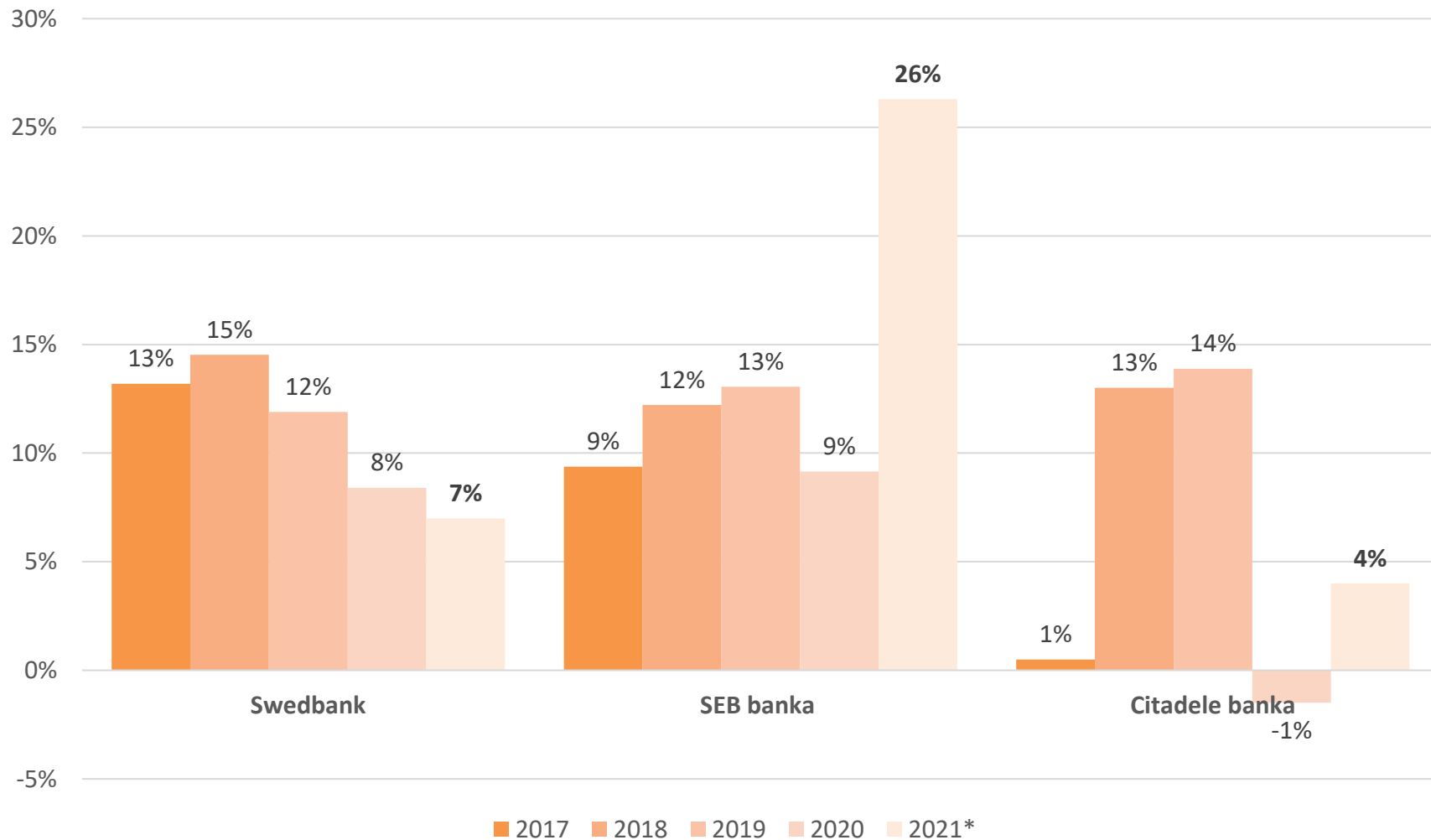
Capital adequacy ratio 2012-2021* (3)



Data source: information from the members of Finance Latvia Association, non-audited data.

* - 1st quarter 2021

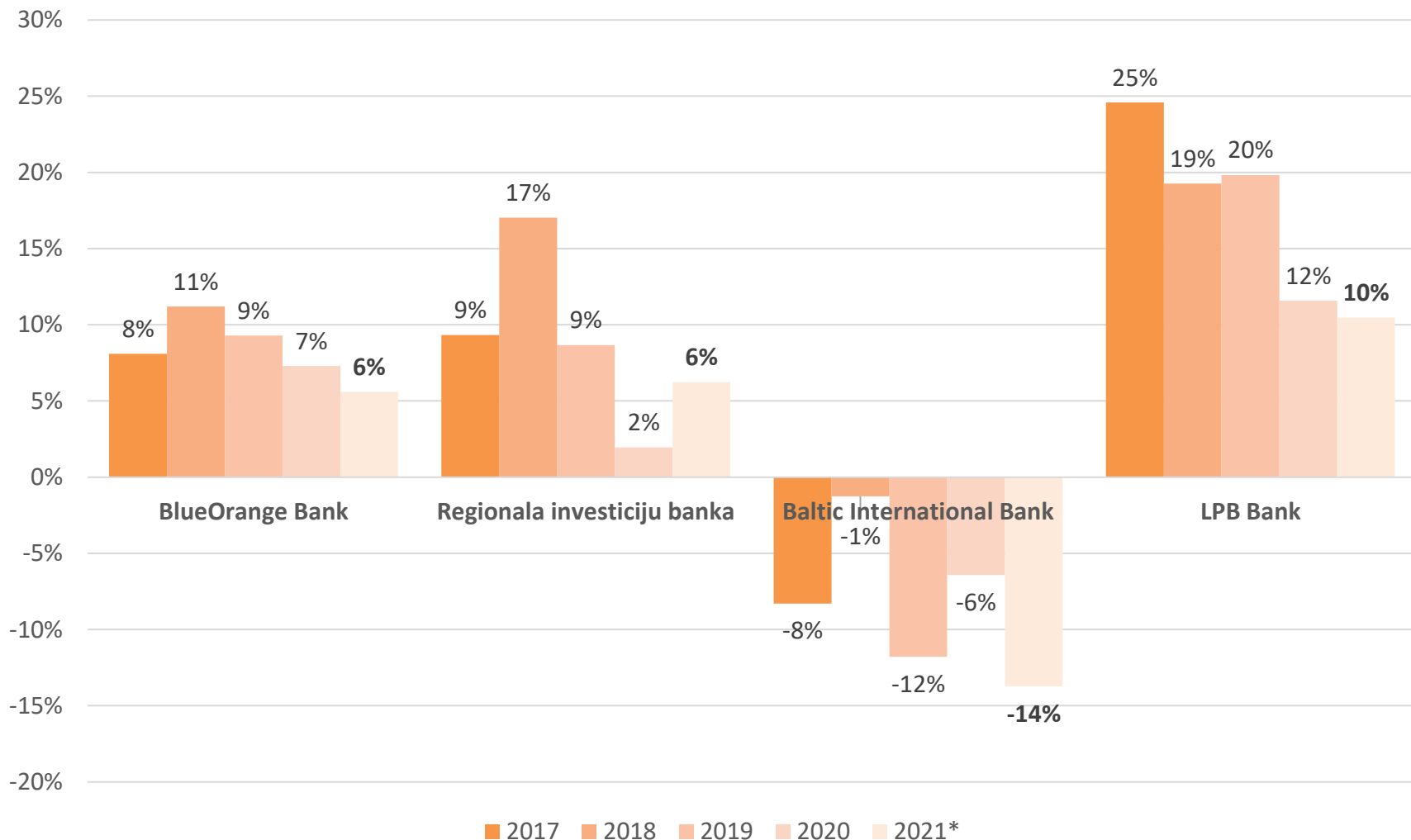
Return on equity 2017-2021* (1)



Data source: information from the members of Finance Latvia Association, non-audited data.

* - 1st quarter 2021

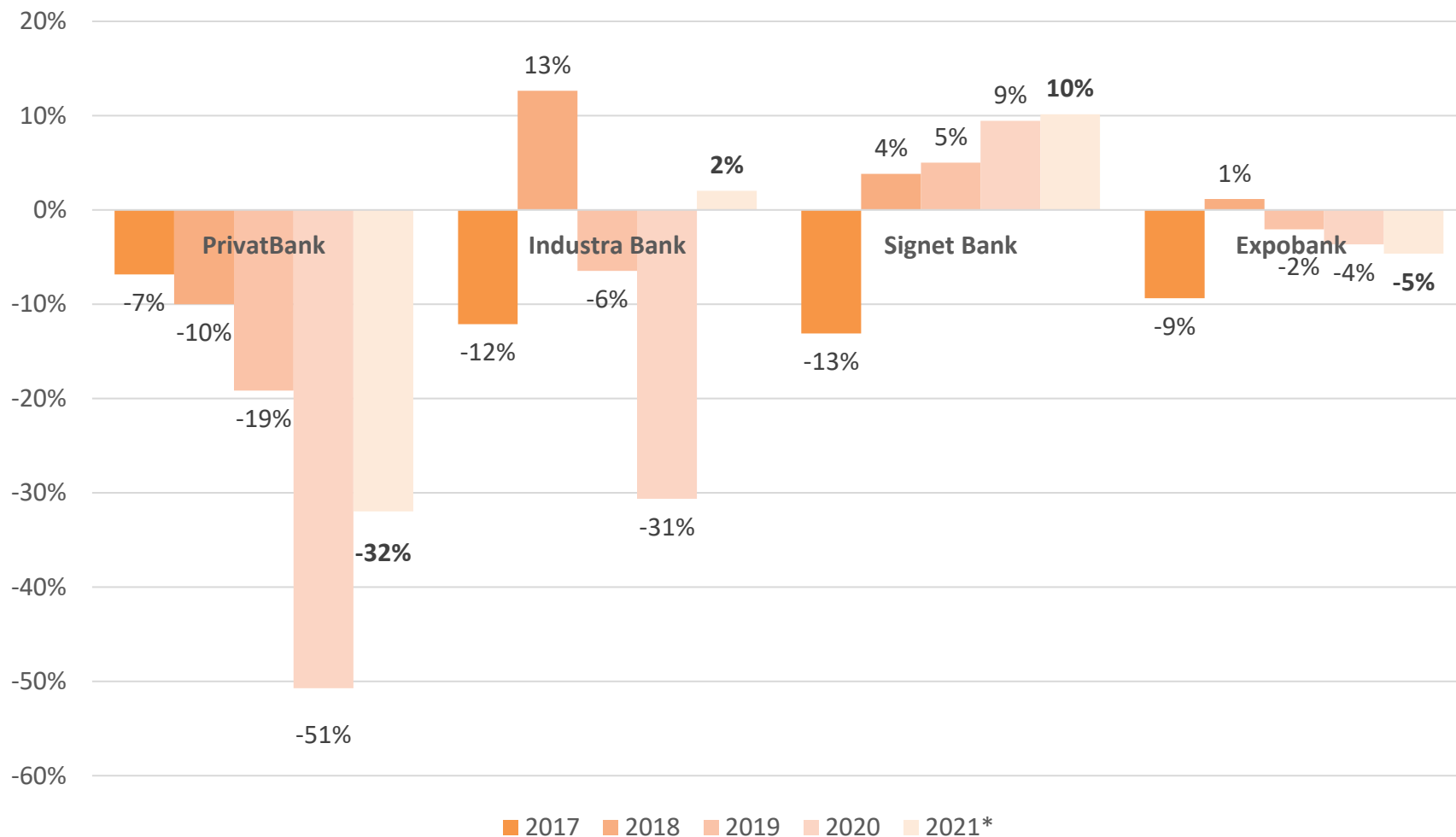
Return on equity 2017-2021* (2)



Data source: information from the members of Finance Latvia Association, non-audited data.

* - 1st quarter 2021

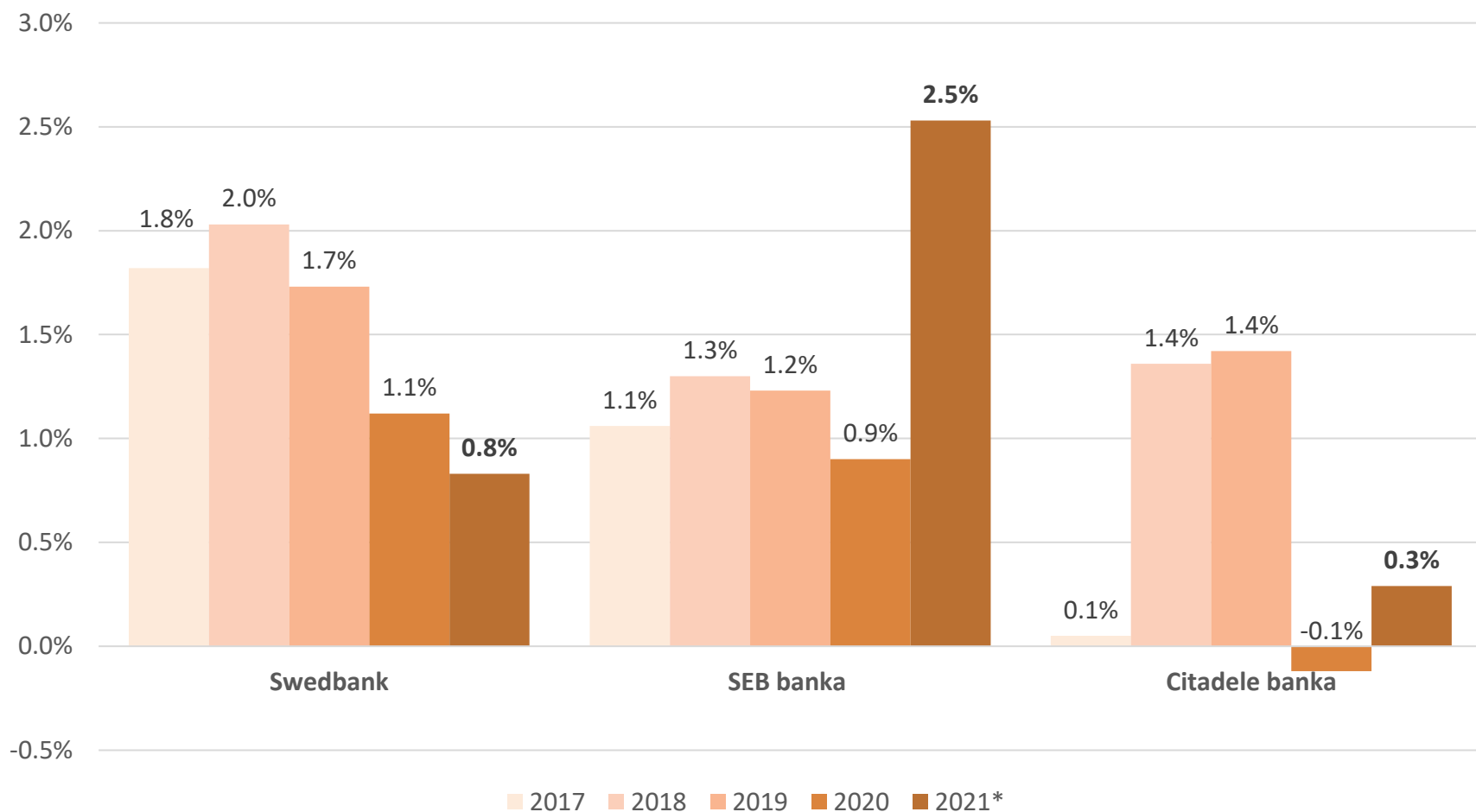
Return on equity 2017-2021* (3)



Data source: information from the members of Finance Latvia Association, non-audited data.

* - 1st quarter 2021

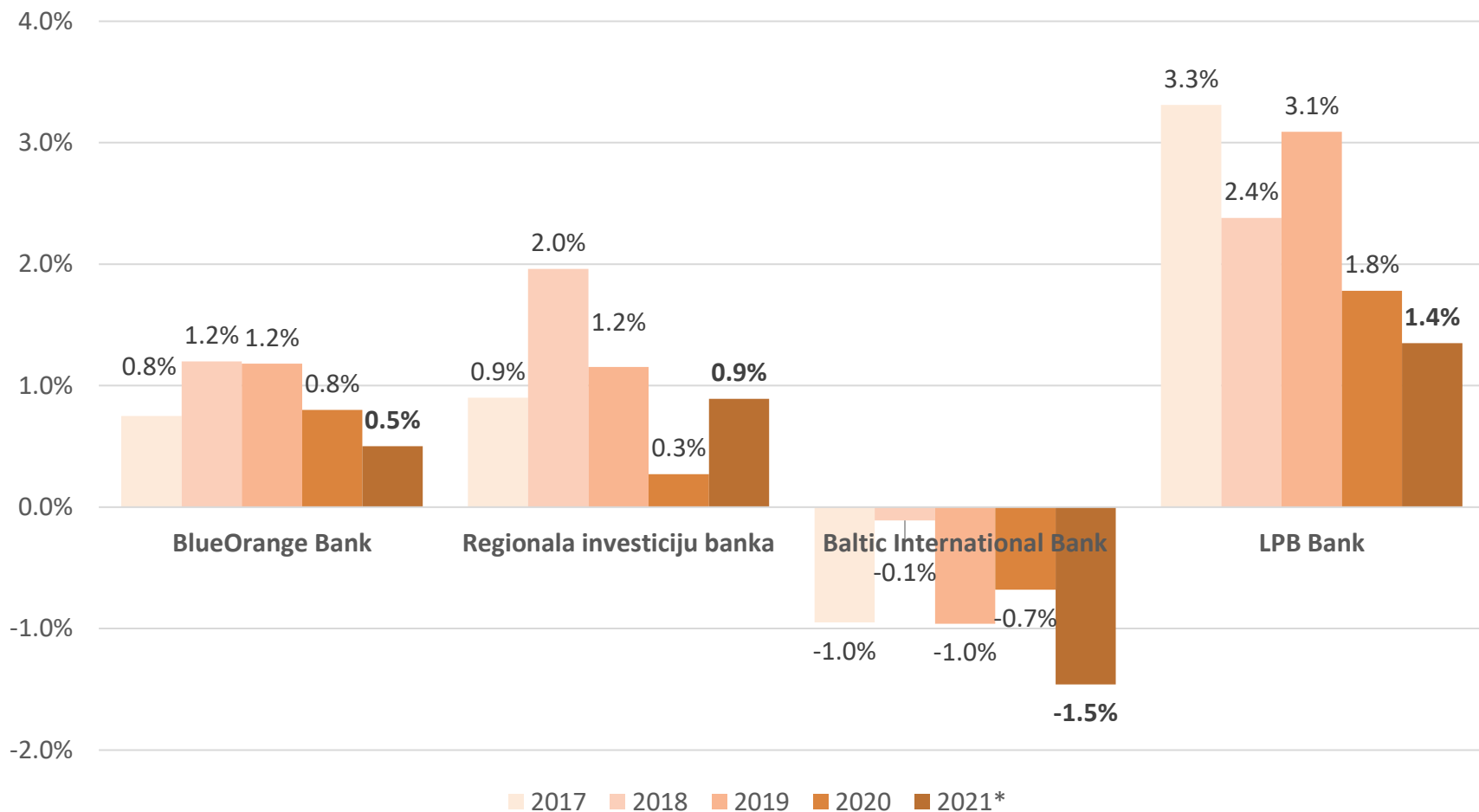
Return on assets 2017-2021* (1)



Data source: information from the members of Finance Latvia Association, non-audited data.

* - 1st quarter 2021

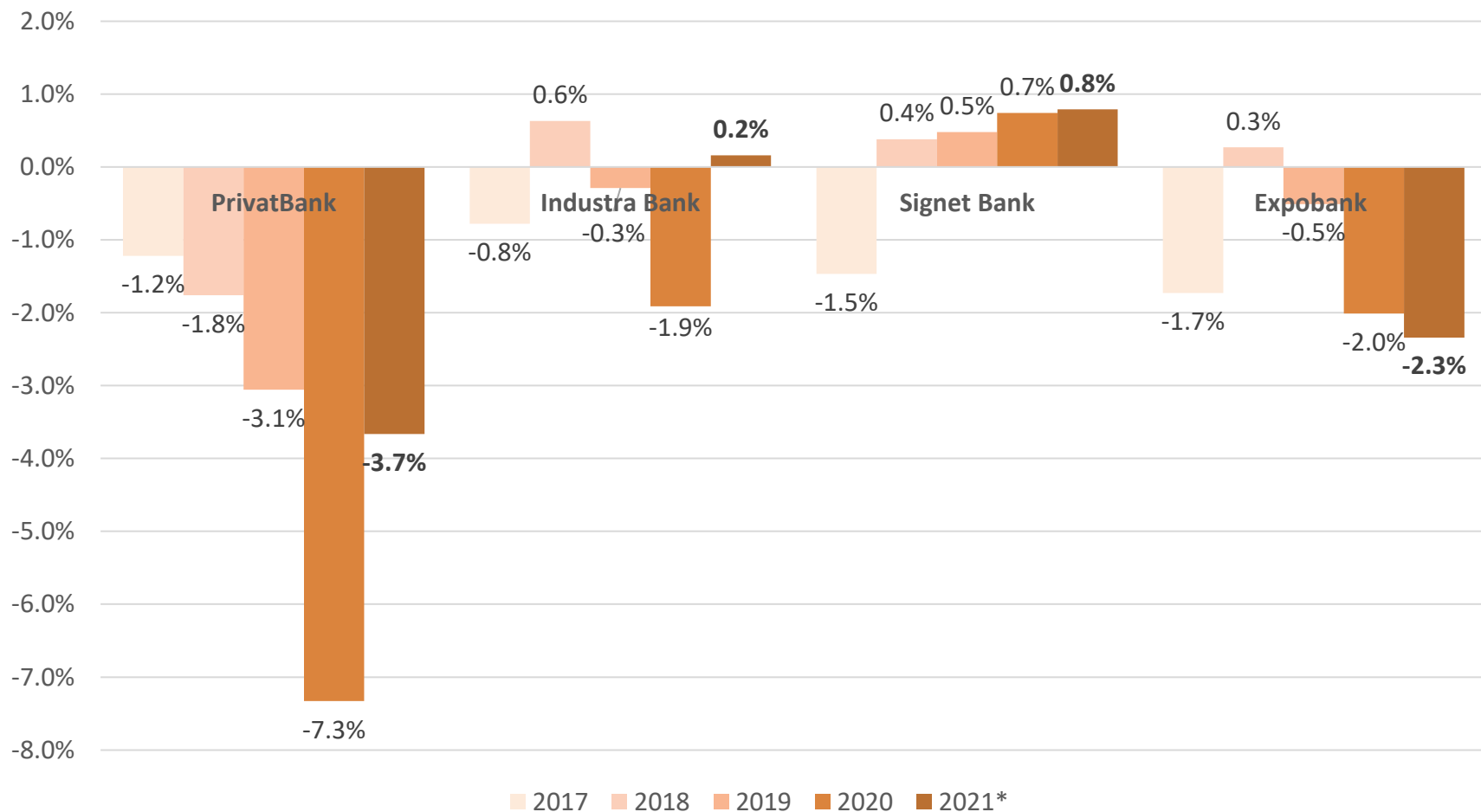
Return on assets 2017-2021* (2)



Data source: information from the members of Finance Latvia Association, non-audited data.

* - 1st quarter 2021

Return on assets 2017-2021* (3)



Data source: information from the members of Finance Latvia Association, non-audited data.

* - 1st quarter 2021

THANK YOU FOR YOUR ATTENTION!

 Doma laukumā 8A, Rīgā, LV-1050

 +371 67284528

 info@financelatvia.eu

 www.financelatvia.eu