

OPERATING RESULTS OF LATVIAN COMMERCIAL BANKS

2ND QUARTER 2018

Contents

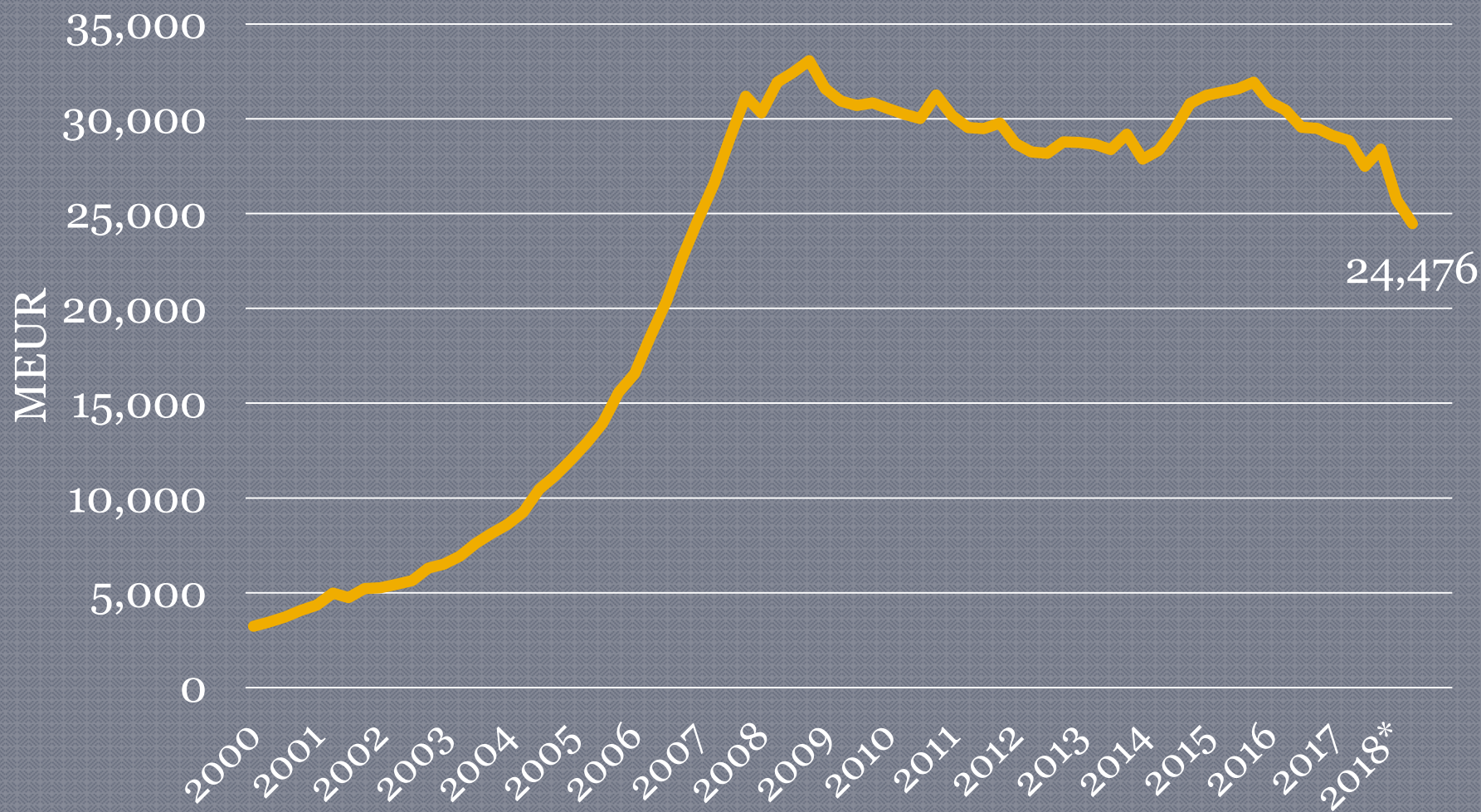
2

1. Assets
2. Capital
3. Profit
4. Issued loans
5. Deposits
6. Financial ratios

1. ASSETS

Assets of Latvian banking sector 2000-2018*

4



* 1st half 2018; gross assets

Assets of Latvian banking sector

5

- Total assets of Latvian commercial banks were EUR 24.5 billion as of June 30, 2018, it is the lowest value since 2017;
- The value of assets has decreased by EUR -7.5 billion or -23% since the beginning of 2016;
- The decrease of the assets' value was EUR -3.9 billion or -12% in the 1st half 2018;
- Total assets' value decrease due to banks' strategic changes, change of business models and optimization of capital expenses.

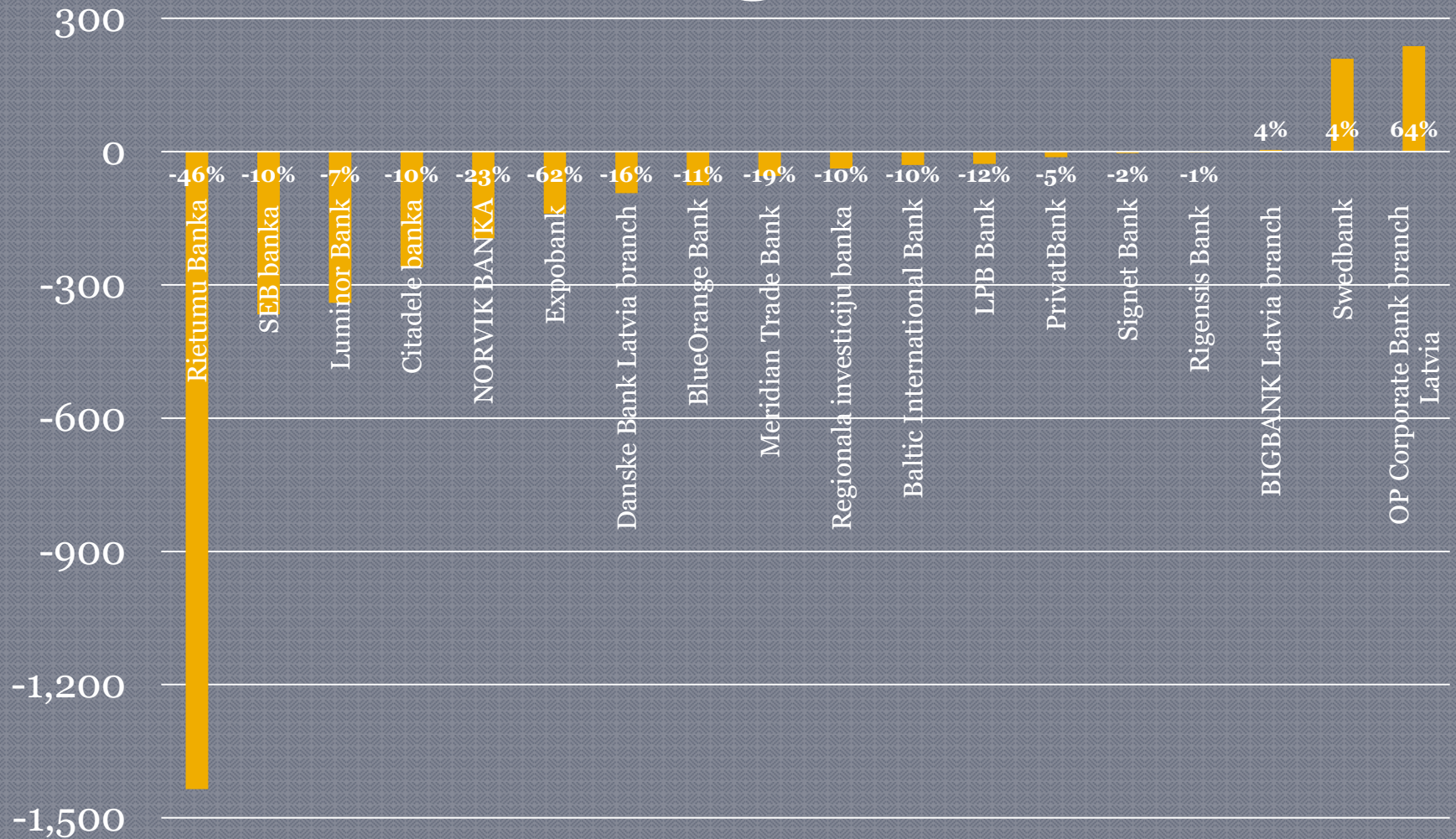
Gross Assets as of 30.06.2018, MEUR

6

Name	Value	Change in 1H2018	
Swedbank	5,539.5	208.7	3.9%
Luminor Bank	4,603.7	-340.4	-6.9%
SEB banka	3,358.9	-366.5	-9.8%
Citadele banka	2,413.6	-260.4	-9.7%
Rietumu Banka	1,679.8	-1,434.9	-46.1%
NORVIK BANKA	661.5	-195.9	-22.8%
OP Corporate Bank branch Latvia	610.1	237.3	63.7%
BlueOrange Bank	605.0	-76.3	-11.2%
Danske Bank Latvia branch	497.2	-93.9	-15.9%
Regionala investiciju banka	357.8	-38.2	-9.6%
Baltic International Bank	290.4	-30.5	-9.5%
Rigensis Bank	287.4	-1.9	-0.7%
PrivatBank	245.6	-12.7	-4.9%
Meridian Trade Bank	239.5	-55.0	-18.7%
LPB Bank	207.6	-28.1	-11.9%
Signet Bank	171.9	-4.0	-2.3%
BIGBANK Latvia branch	109.7	3.8	3.6%
Expobank	87.3	-140.4	-61.6%
Total banking industry	24,476.3	-3,921.1	-13.8%
Altum	519.4	n/a	n/a

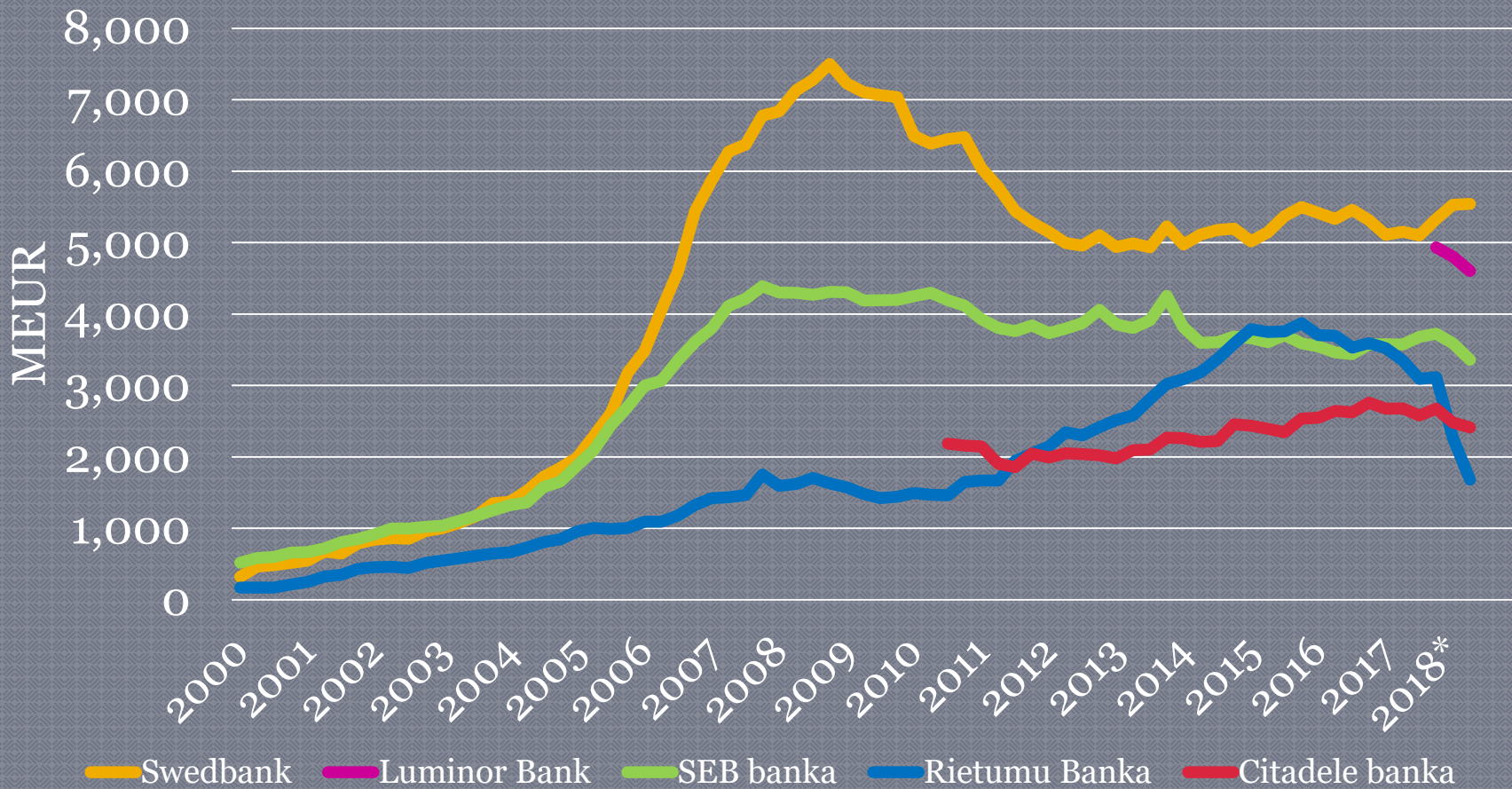
Change of gross assets 30.06.2018 vs 31.12.2017, MEUR

7



Banks' gross assets 2000-2018* (1)

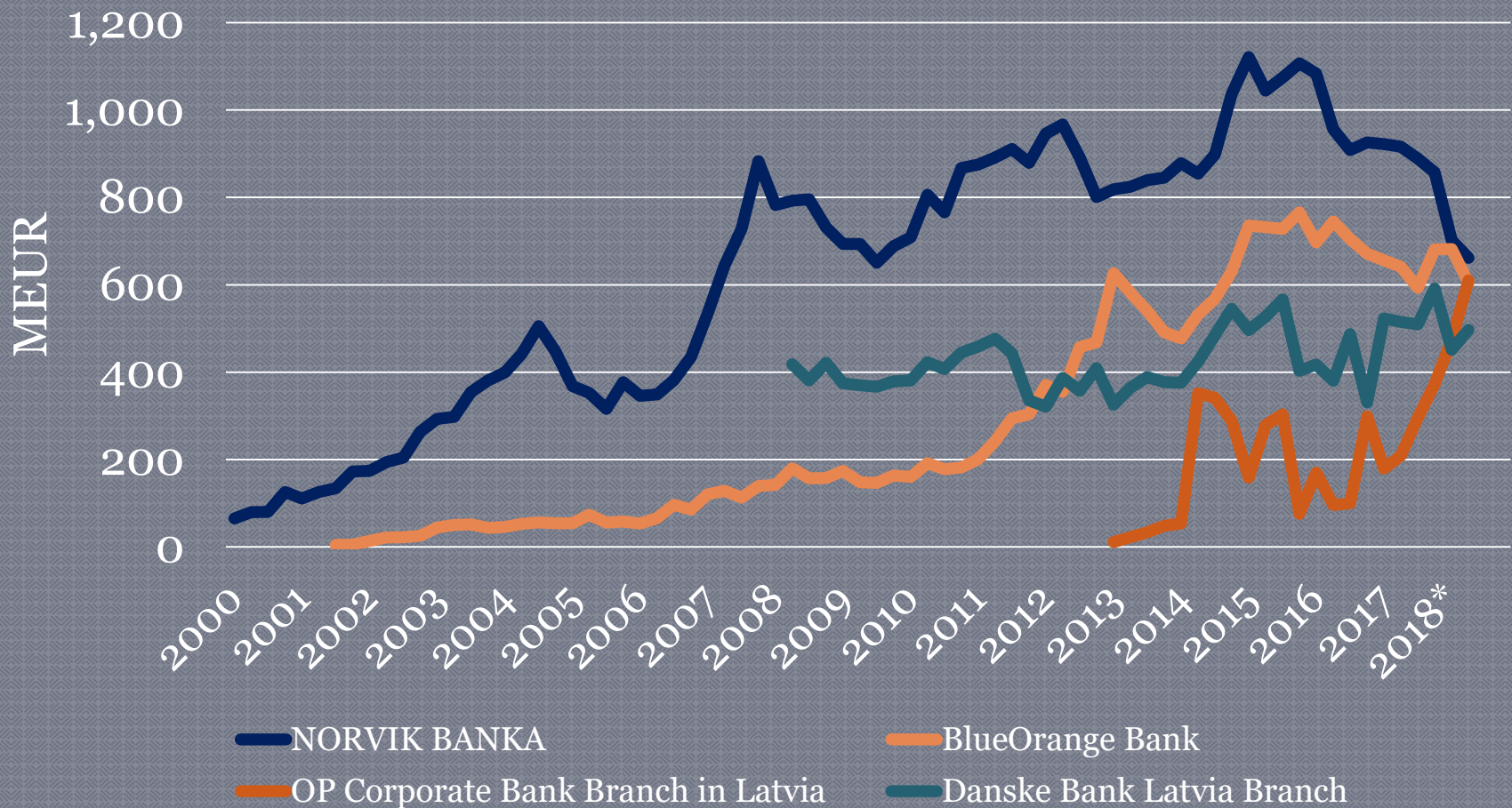
8



* 1st half 2018

Banks' gross assets 2000-2018* (2)

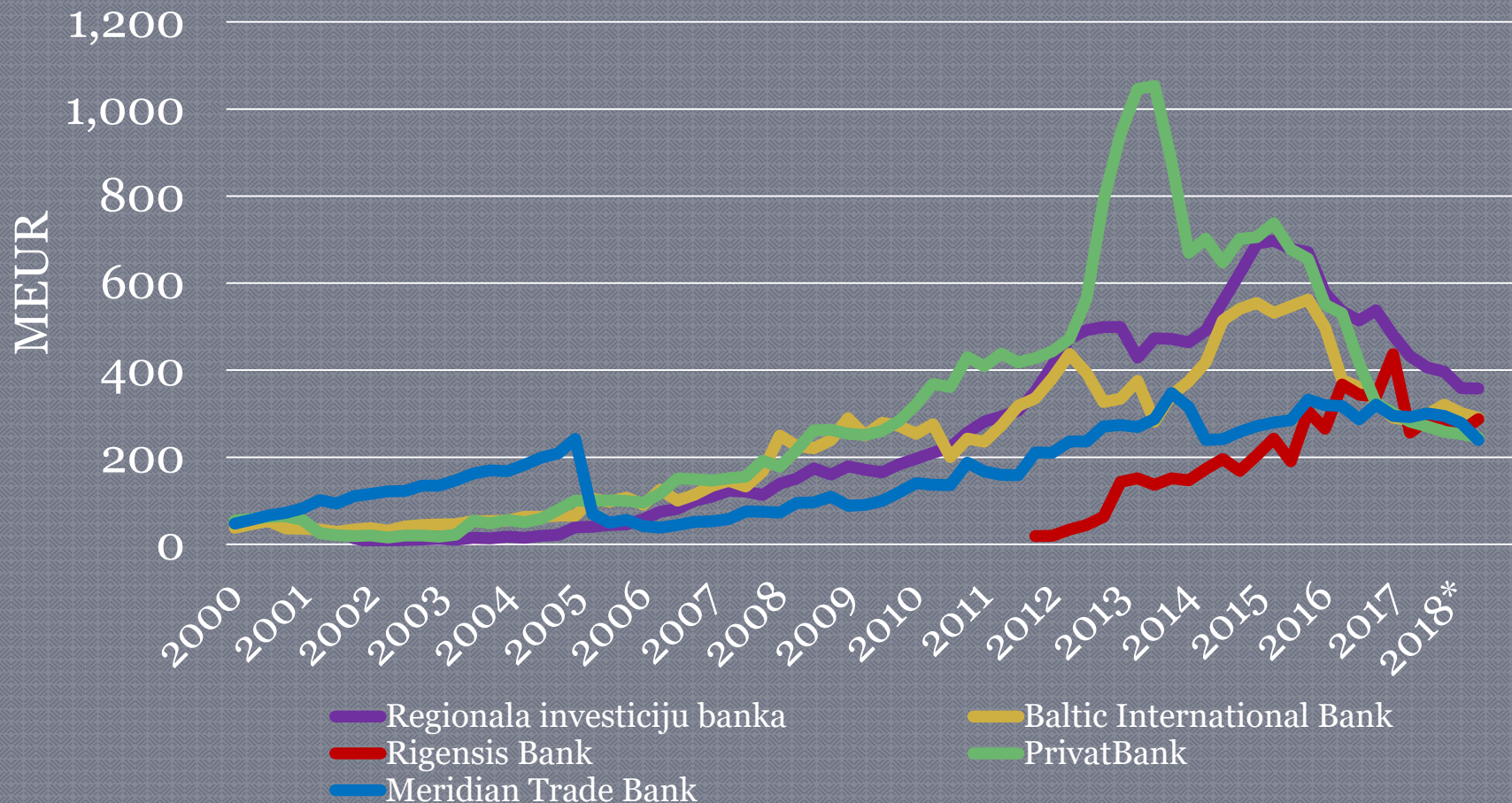
9



* 1st half 2018

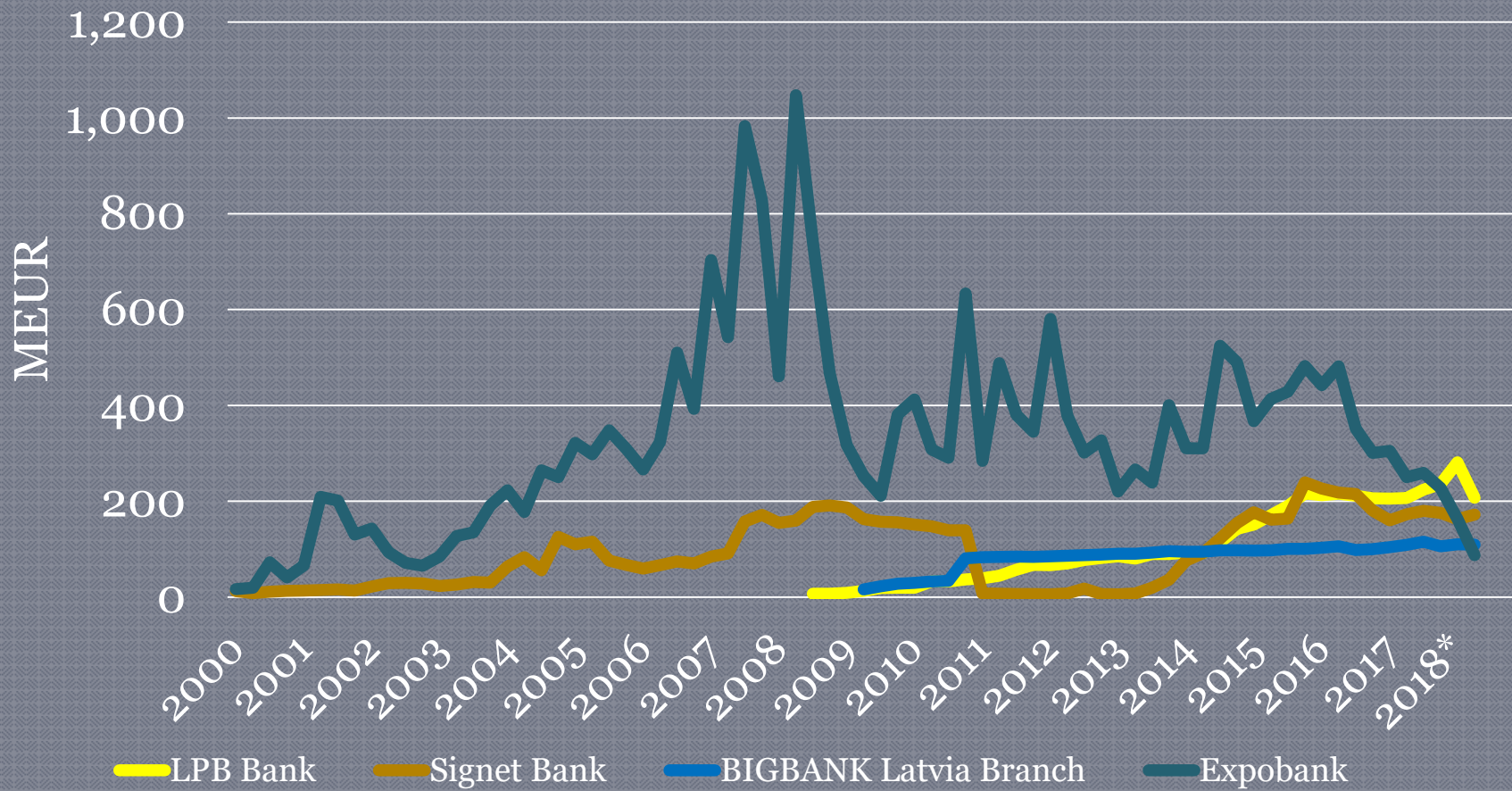
Banks' gross assets 2000-2018* (3)

10



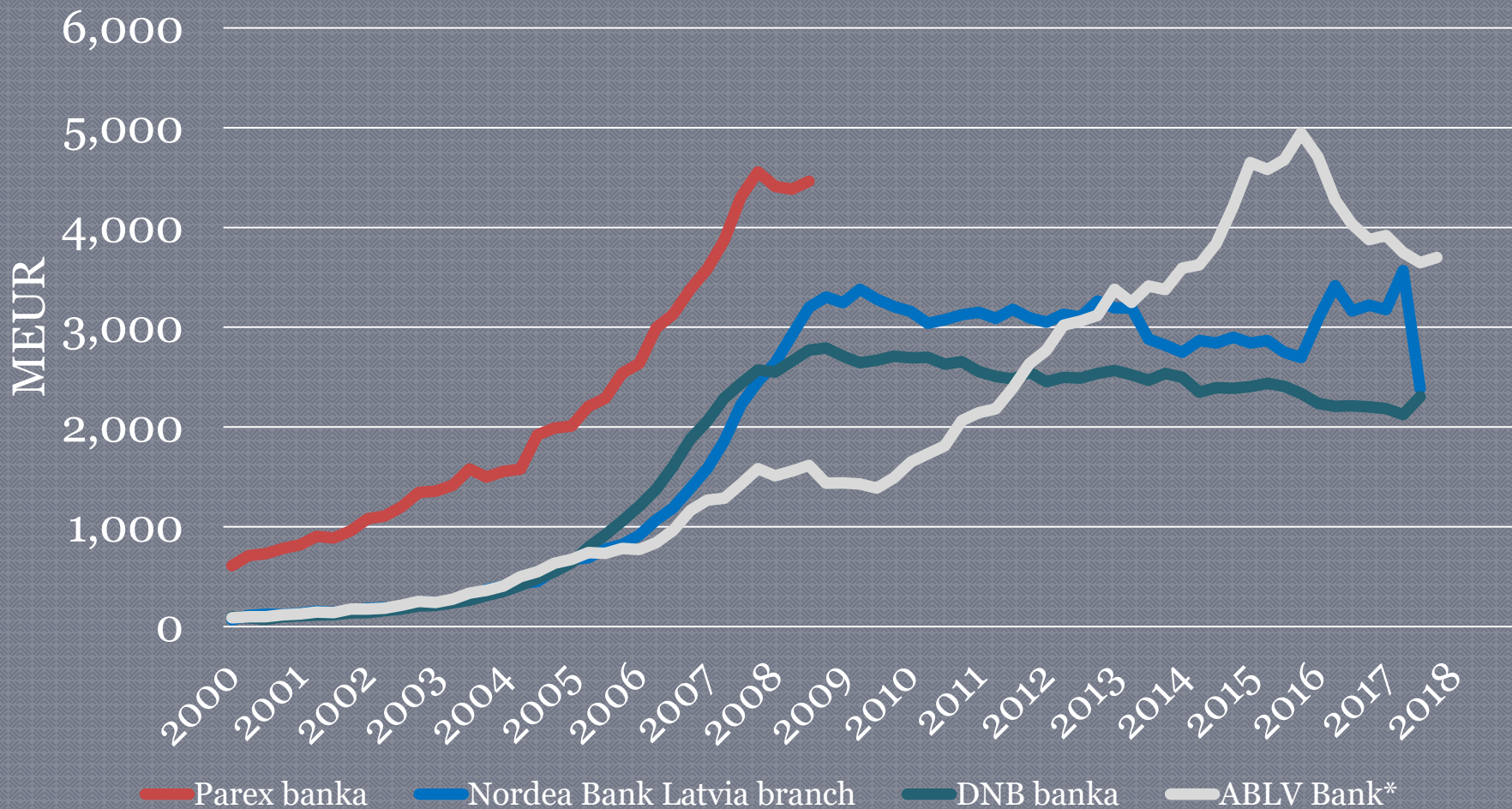
* 1st half 2018

Banks' gross assets 2000-2018* (4)



* 1st half 2018

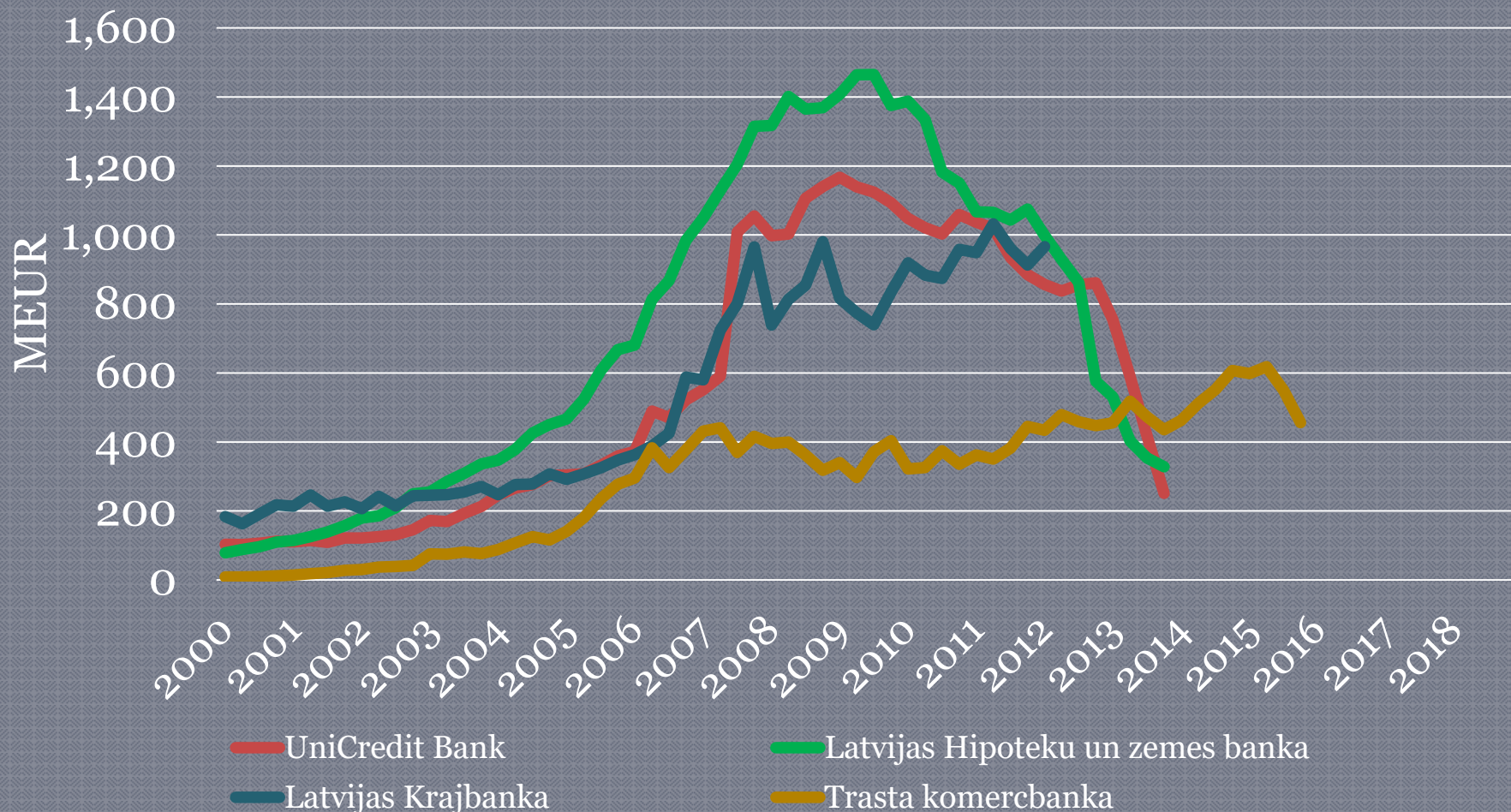
Historic: banks' gross assets 2000-2018 (1)



* ABLV Bank announced its decision on voluntary liquidation on February 26, 2018

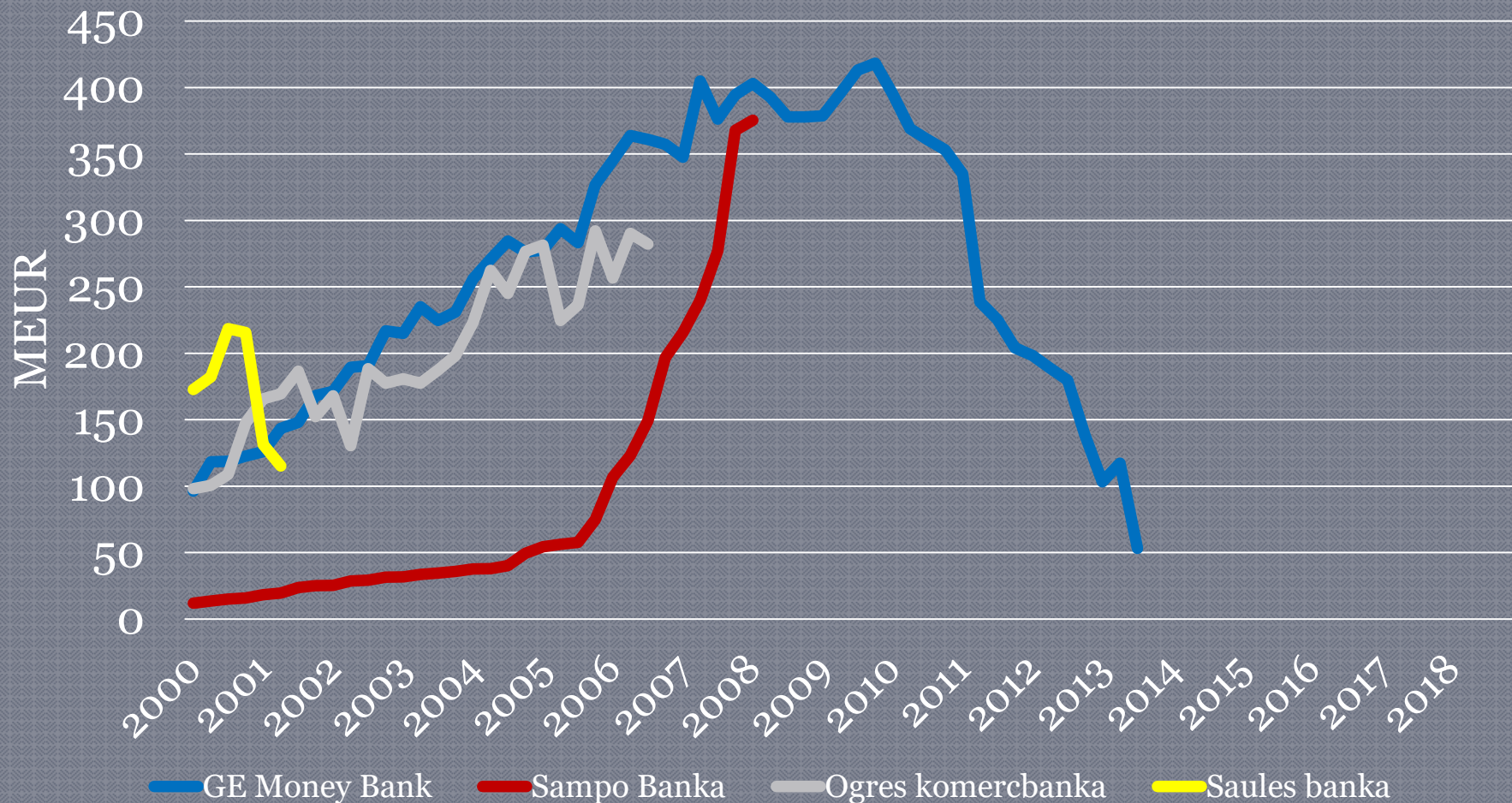
Historic: banks' gross assets 2000-2018 (2)

13



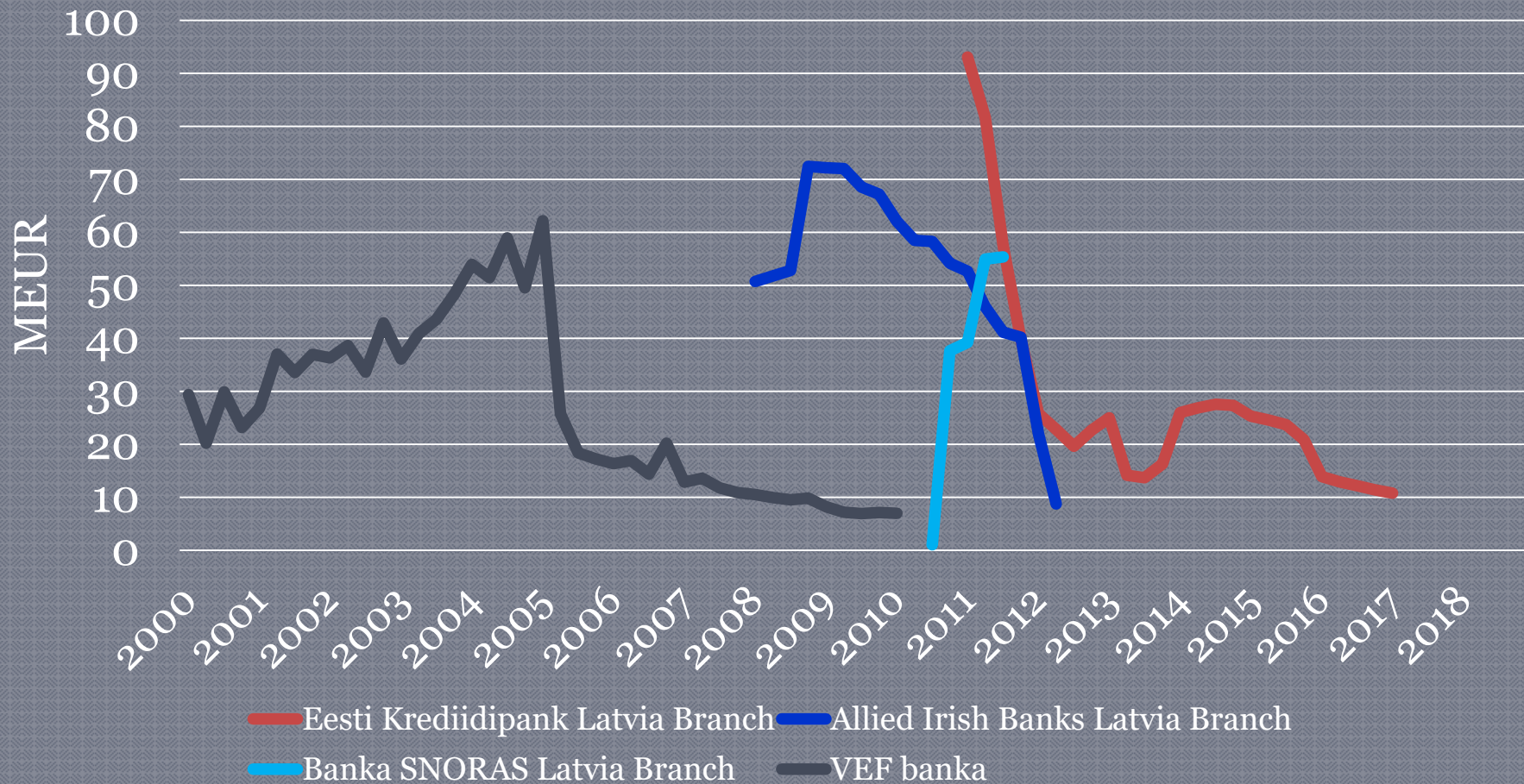
Historic: banks' gross assets 2000-2018 (3)

14



Historic: banks' gross assets 2000-2018 (4)

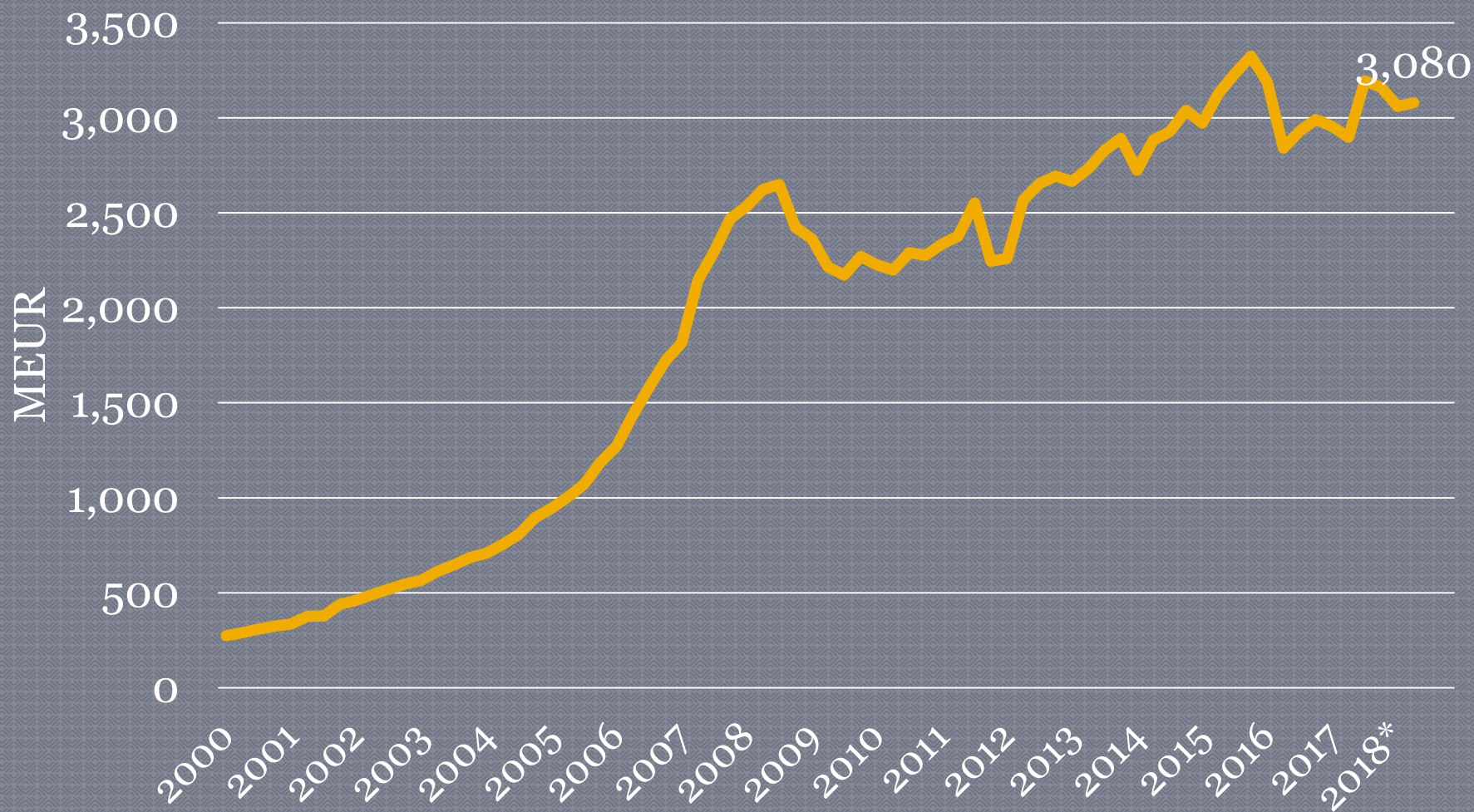
15



2. CAPITAL

Capital of Latvian banking sector 2000-2018*

17



* 1st half 2018

Capital of Latvian banking sector

18

- Total capital of the Latvian banking sector was EUR 3.1 billion as of June 30, 2018;
- Total capital decreased by EUR -0.1 billion or -3% in the 1st half 2018;
- The largest capital value was reached in 2015, it was EUR 3.3 billion. Since then total capital has decreased by EUR -0.2 billion or -7%.

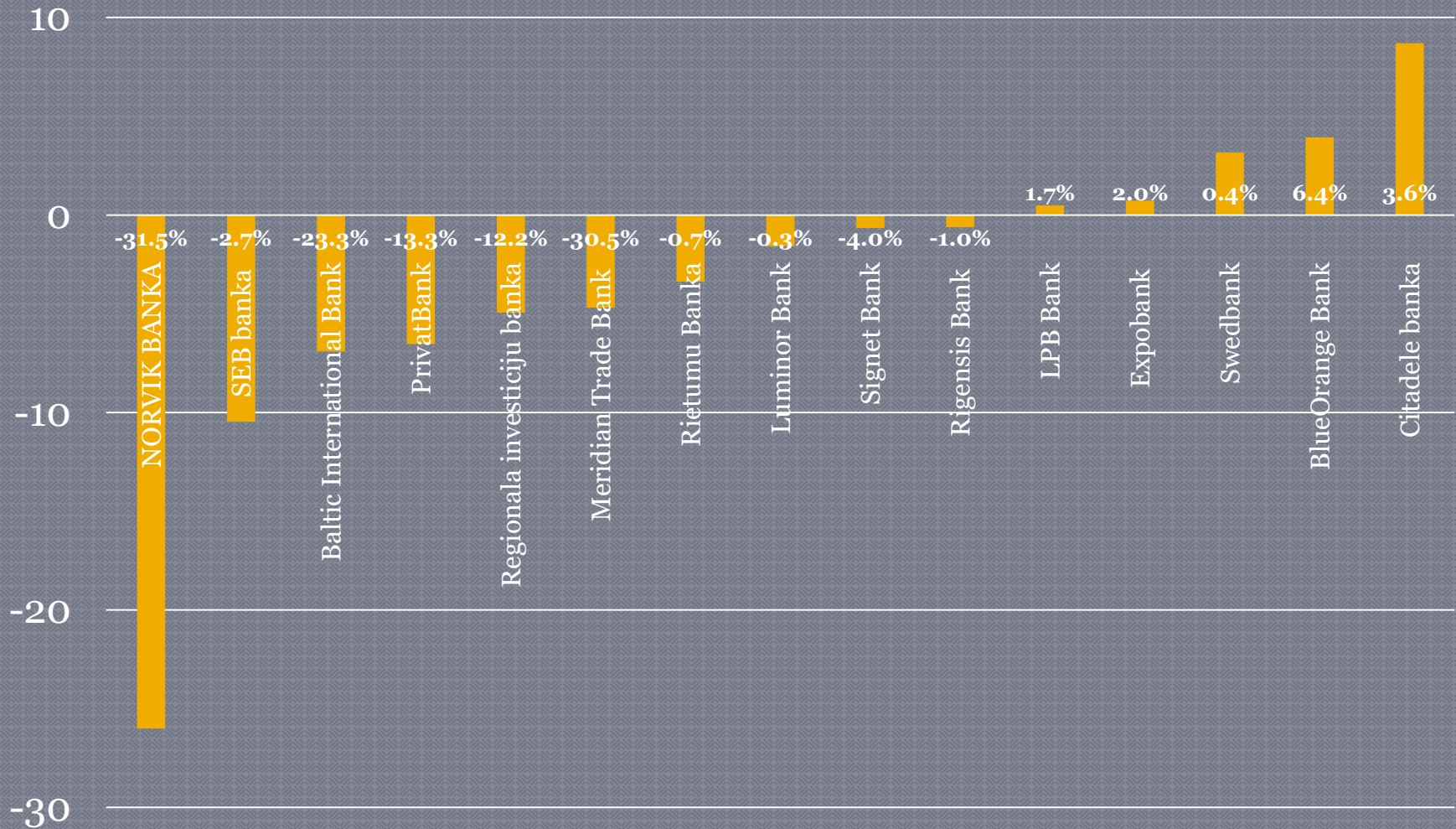
Banks' capital as of 30.06.2018, MEUR

19

Name	Value	Change in 1H2018	
Swedbank	752.0	3.2	0.4%
Luminor Bank	524.4	0.0	0.0%
Rietumu Banka	458.7	-3.4	-0.7%
SEB banka	381.4	-10.5	-2.7%
Citadele banka	249.6	8.7	3.6%
BlueOrange Bank	65.4	3.9	6.4%
Rigensis Bank	62.0	-0.6	-1.0%
NORVIK BANKA	56.6	-26.0	-31.5%
PrivatBank	42.5	-6.5	-13.3%
Expobank	37.6	0.7	2.0%
Regionala investiciju banka	35.7	-4.9	-12.2%
LPB Bank	28.8	0.5	1.7%
Baltic International Bank	22.8	-6.9	-23.3%
Signet Bank	15.7	-0.7	-4.0%
Meridian Trade Bank	10.7	-4.7	-30.5%
BIGBANK Latvia branch	n/a		
Danske Bank Latvia branch	n/a		
OP Corporate Bank branch Latvia	n/a		
Total banking industry	3,080.1	-81.3	-2.6%
Altum	218.5	n/a	n/a

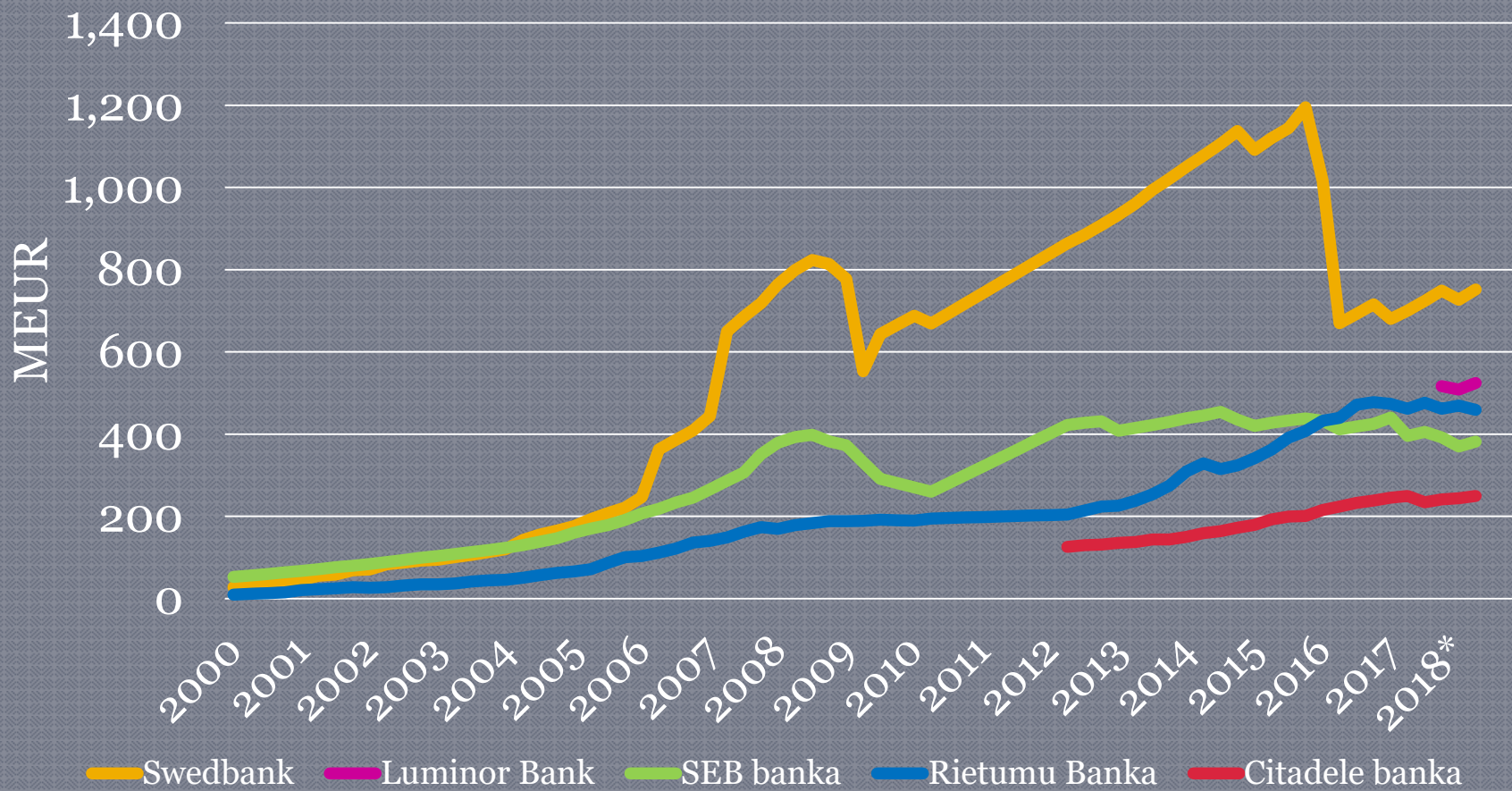
Change of capital 30.06.2018 vs 31.12.2017, MEUR

20



Banks' capital 2000-2018* (1)

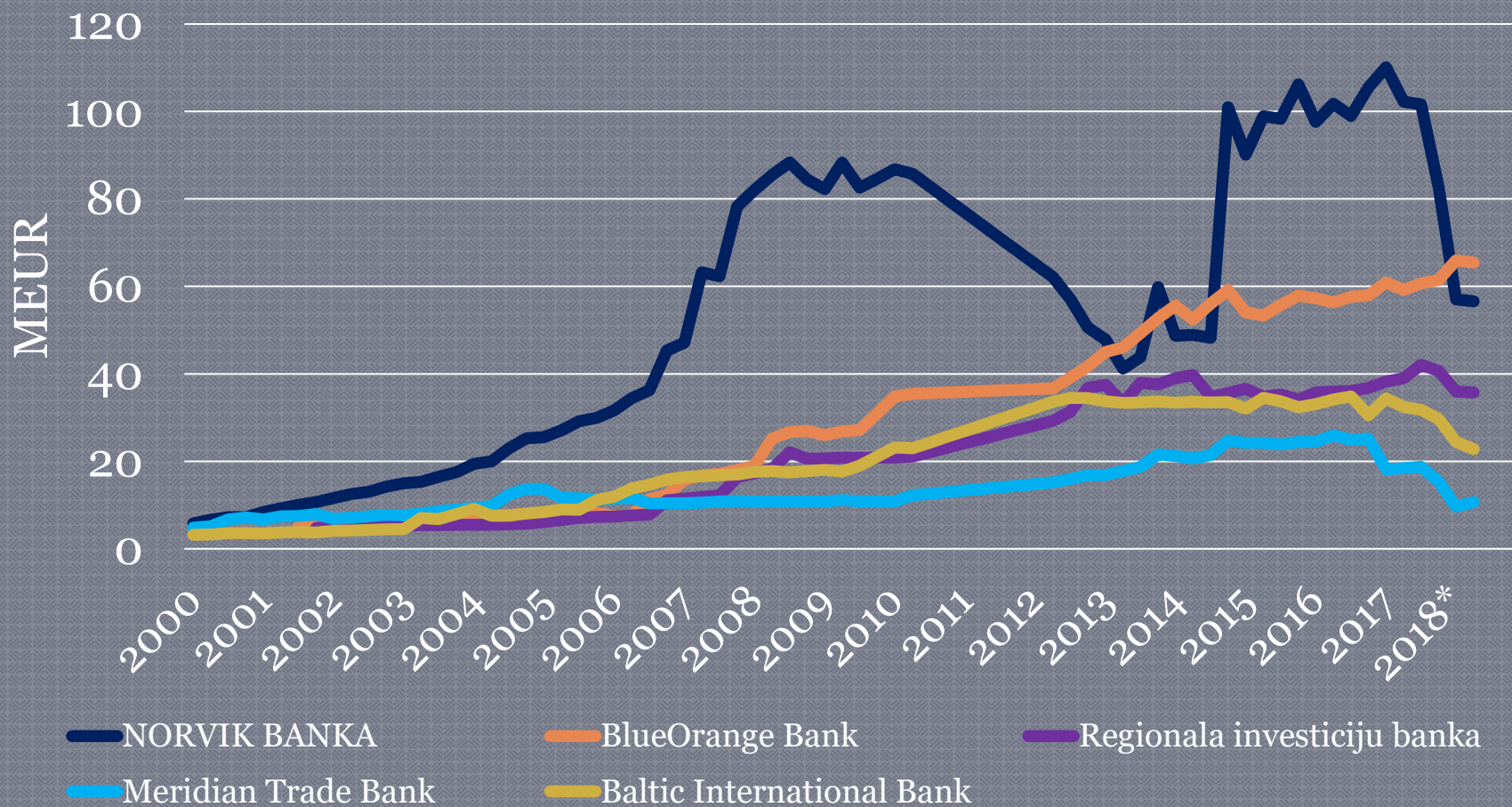
21



* 1st half 2018

Banks' capital 2000-2018* (2)

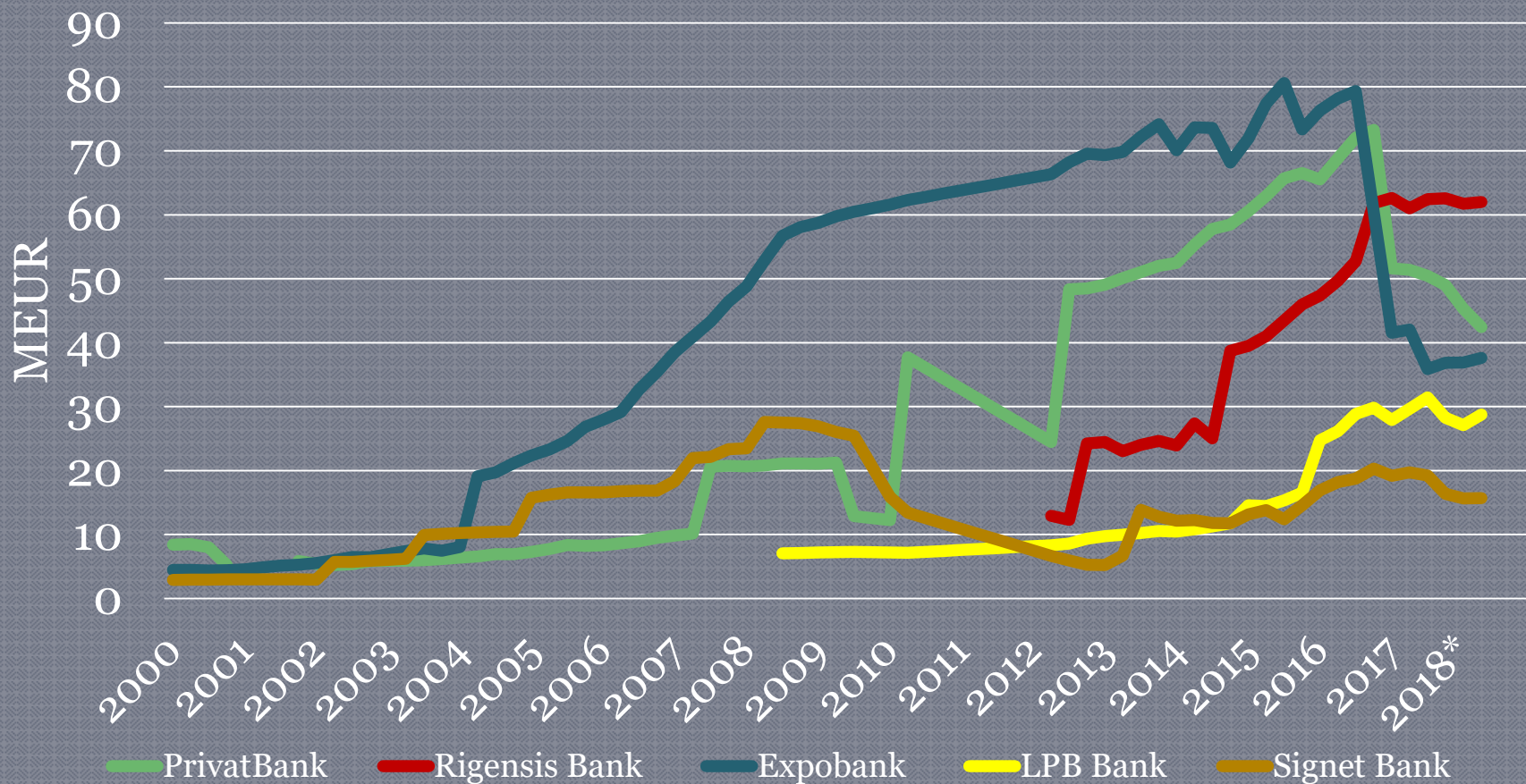
22



* 1st half 2018

Banks' capital 2000-2018* (3)

23

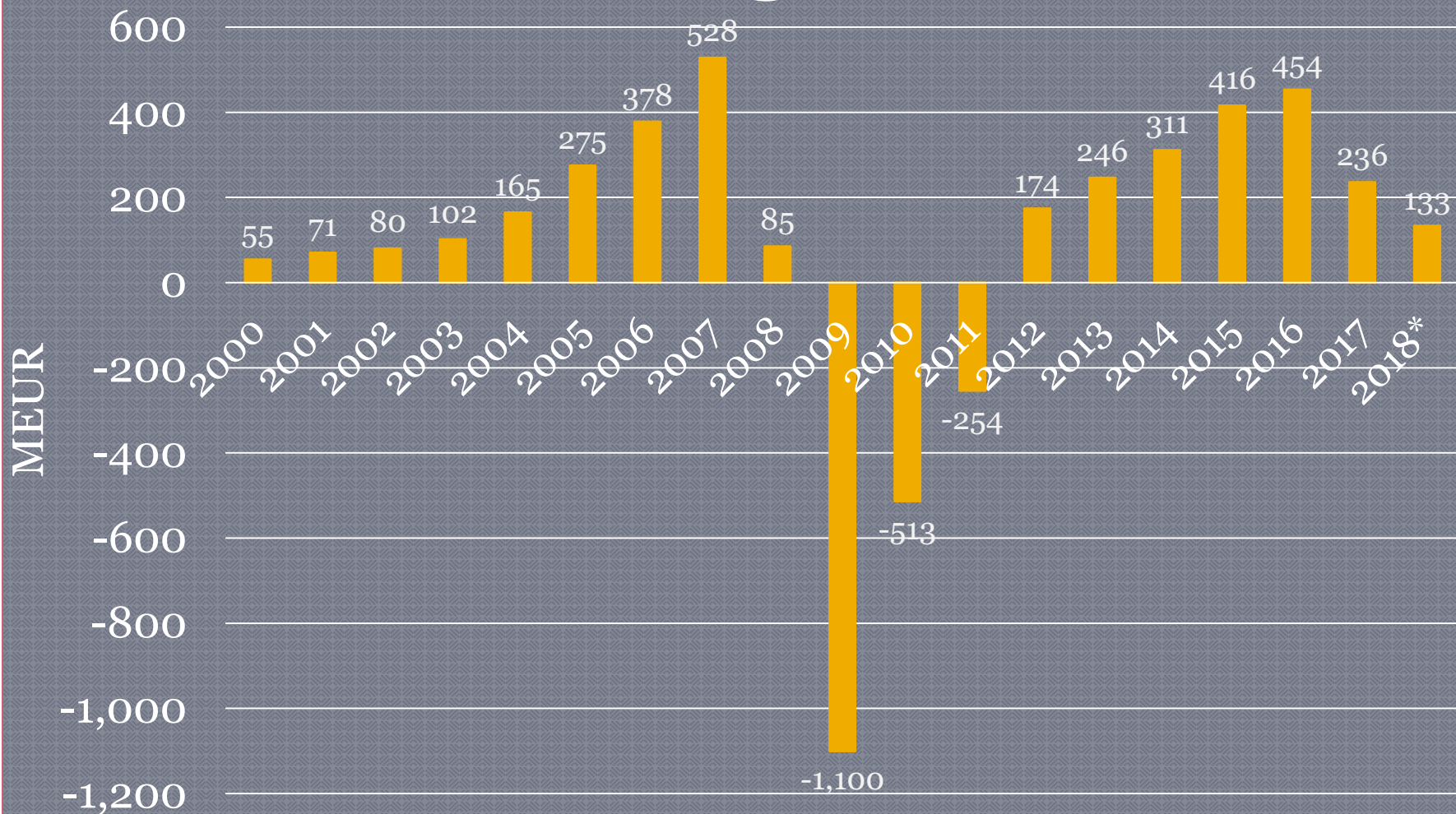


* 1st half 2018

3. PROFIT

Profit of Latvian banking sector 2000-2018*

25



* 1st half 2018

Profit of Latvian banking sector

26

- Total profit of commercial banks in Latvia was EUR 133 million in 6 months 2018;
- It was by EUR -32 million or -19% lower compared to the result of 6 months 2017;
- Latvian banking sector is profitable since 2012;
- Accumulated profit of Latvian banking sector is EUR 188 million since 2008 (economic crisis).

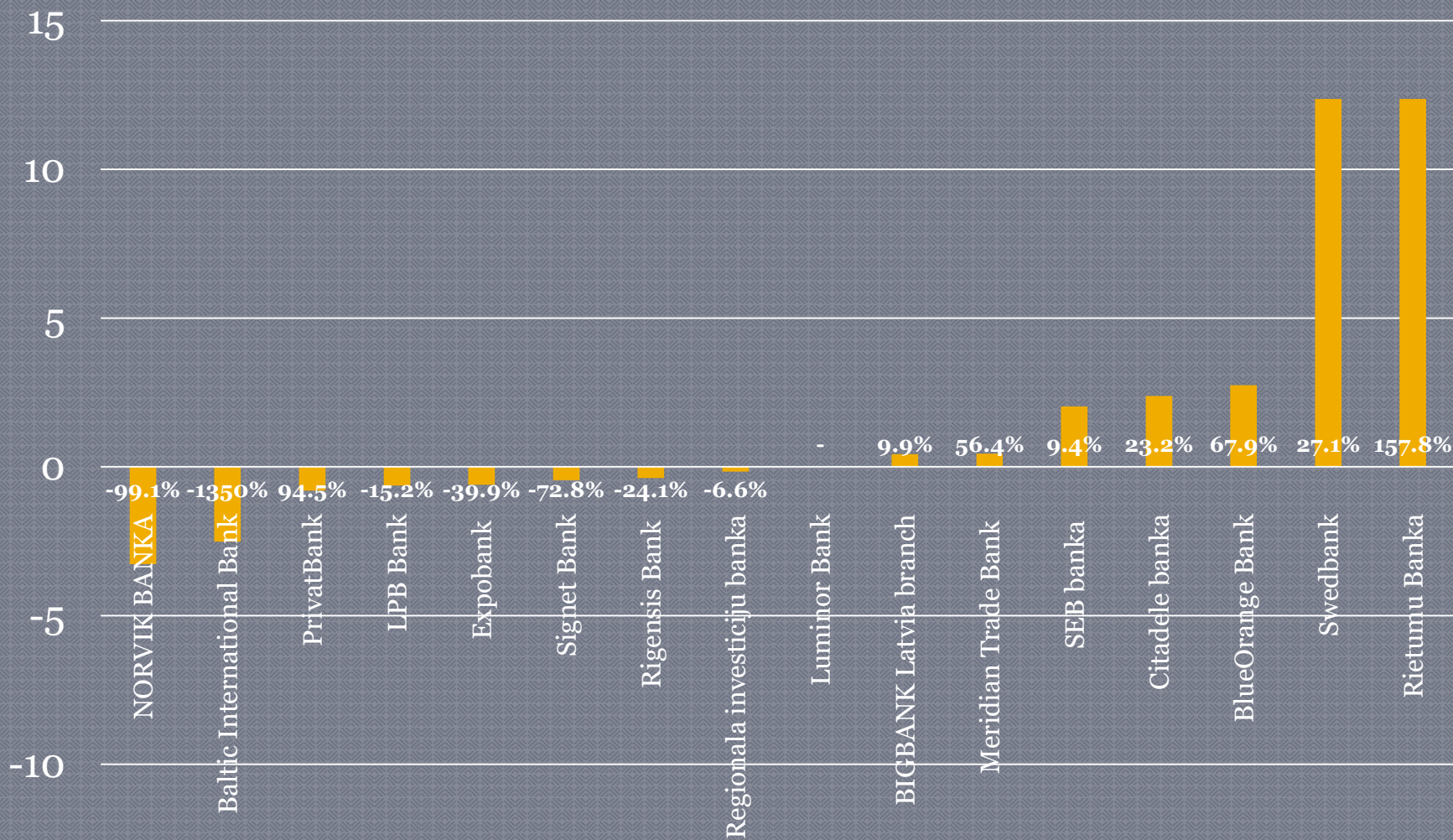
Banks' profit as of 30.06.2018, MEUR

27

Name	Value	Change vs. 30.06.2017.	
Swedbank	58.1	12.4	27.1%
SEB banka	23.7	2.0	9.4%
Luminor Bank	21.8	0.0	0.0%
Rietumu Banka	20.2	12.4	157.8%
Citadele banka	12.6	2.4	23.2%
BlueOrange Bank	6.8	2.7	67.9%
BIGBANK Latvia branch	4.7	0.4	9.9%
LPB Bank	3.5	-0.6	-15.2%
Regionāla investīciju banka	2.2	-0.2	-6.6%
Meridian Trade Bank	1.2	0.4	56.4%
Rigensis Bank	1.2	-0.4	-24.1%
Expobank	0.9	-0.6	-39.9%
Signet Bank	0.2	-0.5	-72.8%
NORVIK BANKA	0.0	-3.3	-99.1%
PrivatBank	-1.6	-0.8	94.5%
Baltic International Bank	-2.3	-2.5	-1349.9%
Danske Bank Latvia branch	n/a		
OP Corporate Bank branch Latvia	n/a		
Total banking industry	133.2	-31.8	-19.3%
Altum	1.3	n/a	n/a

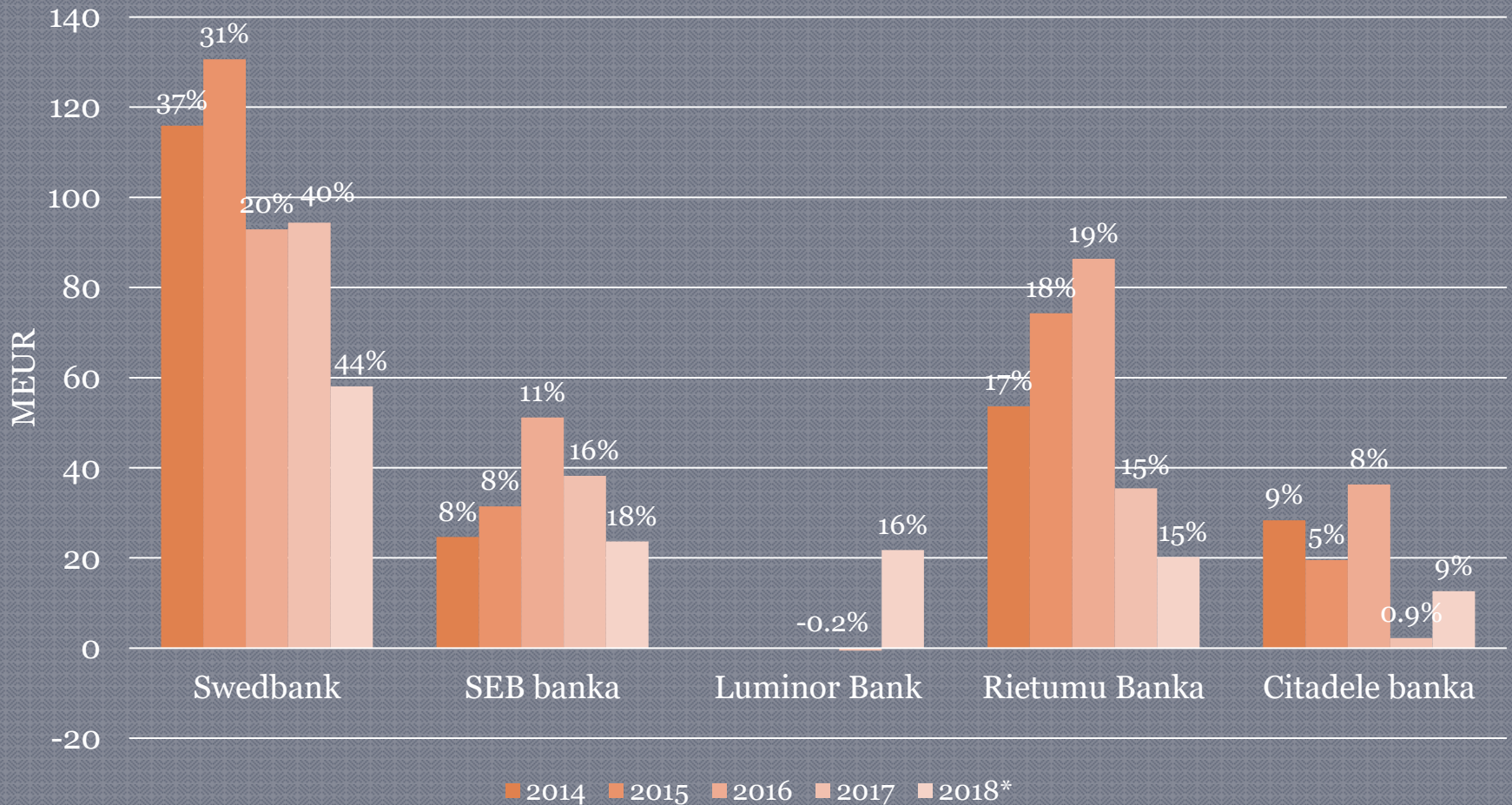
Change of profit 30.06.2018 vs 30.06.2017, MEUR

28



Banks' profit 2014-2018*, MEUR un % from total profit of Latvian banking sector (1)

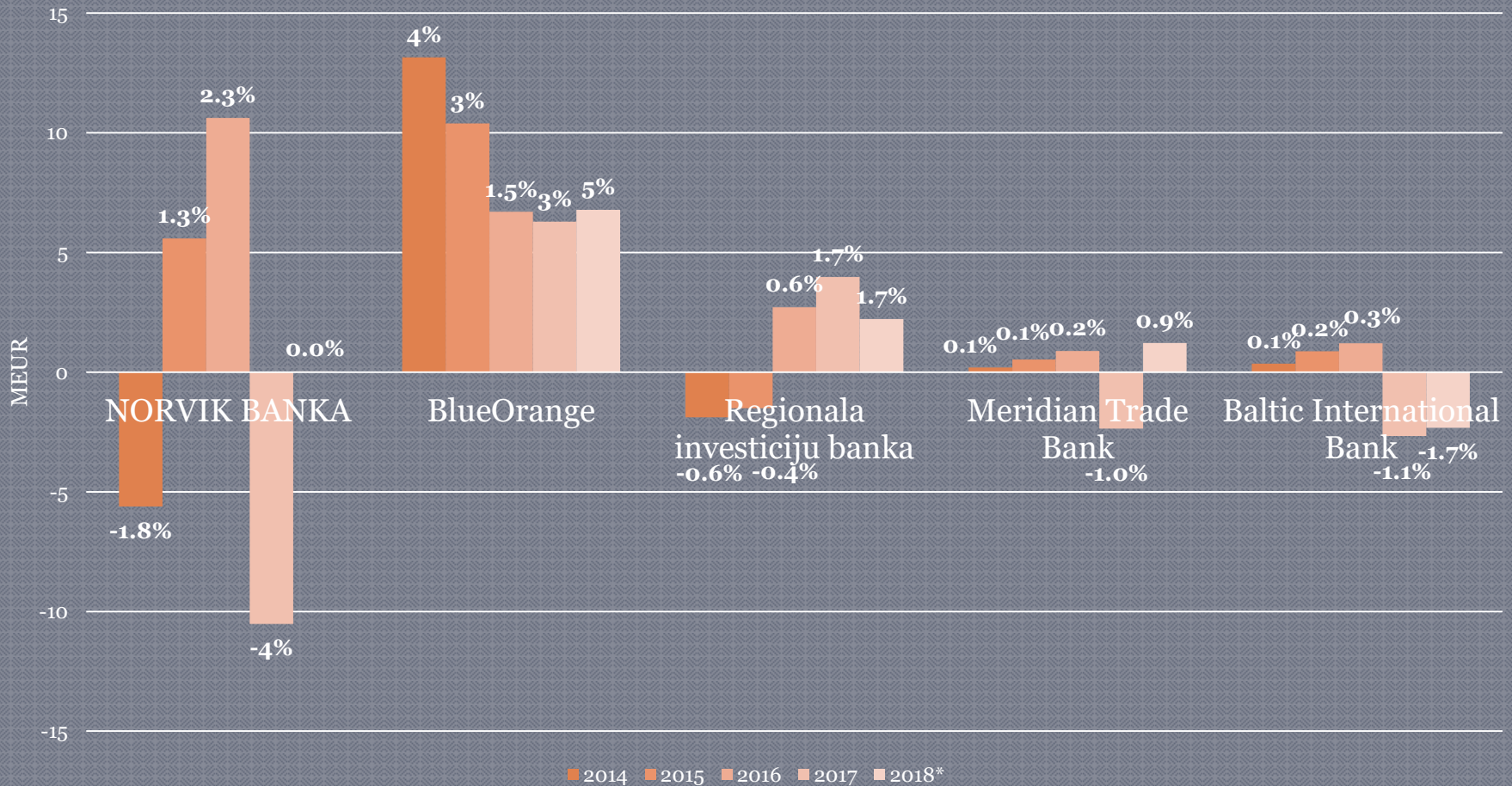
29



* 1st half 2018

Banks' profit 2014-2018*, MEUR un % from total profit of Latvian banking sector (2)

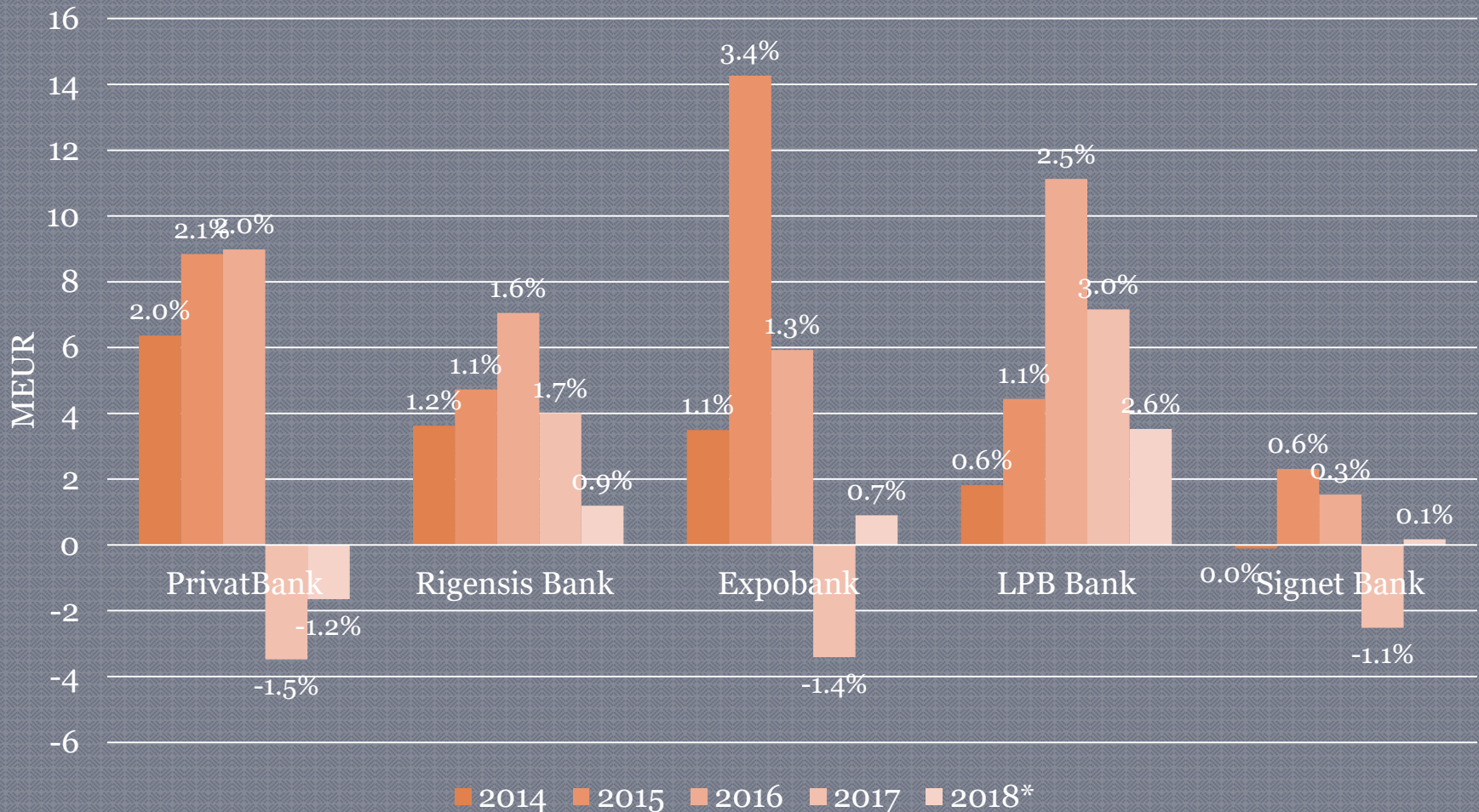
30



* 1st half 2018

Banks' profit 2014-2018*, MEUR un % from total profit of Latvian banking sector (3)

31

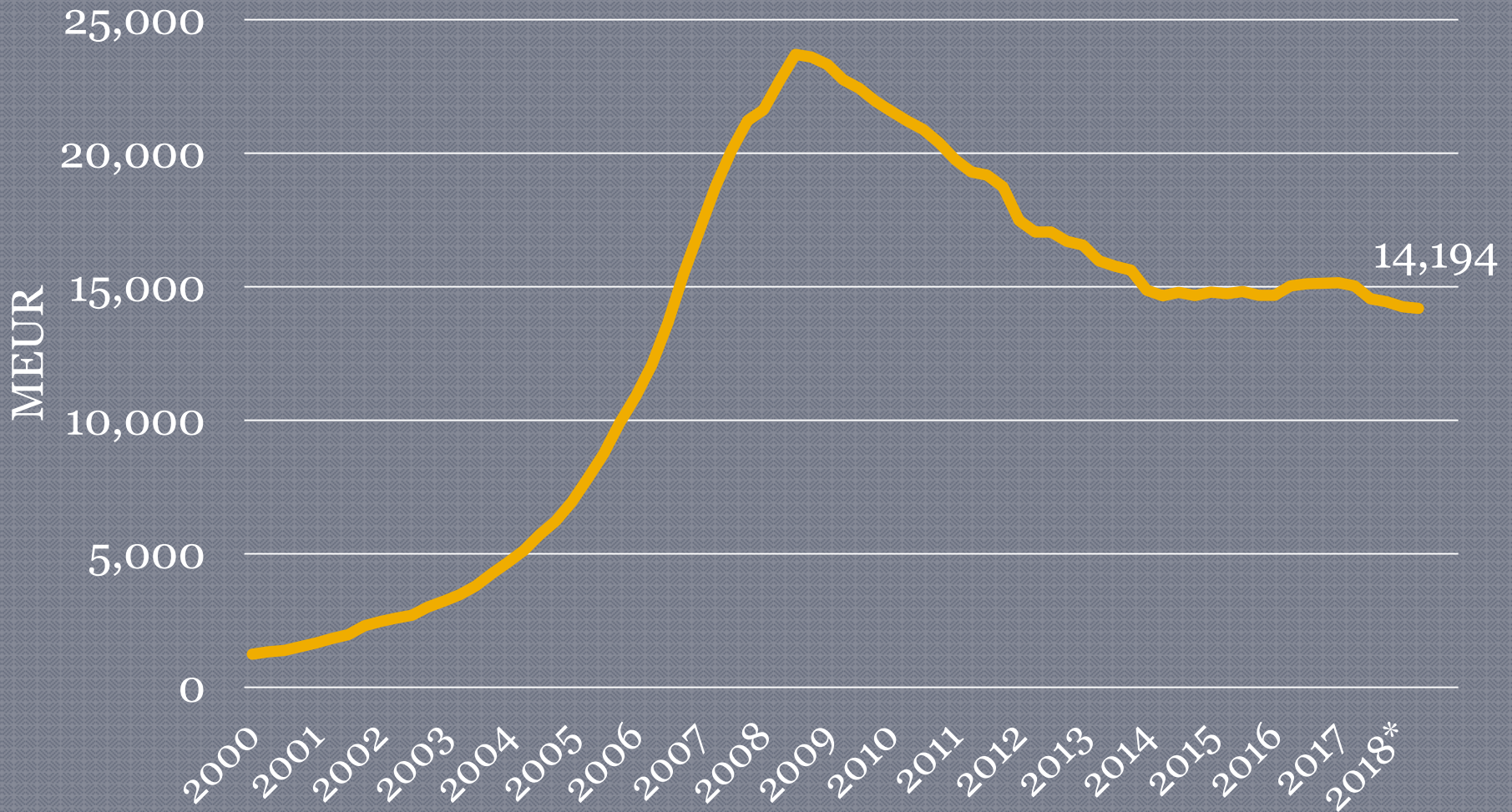


* 1st half 2018

4. ISSUED LOANS

Portfolio of issued loans at Latvian banking sector 2000-2018*

33



* 1st half 2018

Loans at Latvian banking sector

34

- The portfolio of issued loans by Latvian banking sector was EUR 14.2 billion as of June 30, 2018;
- Total loan portfolio has not changed significantly in the 2nd quarter 2018 compared to the 1st quarter 2018;
- Total value of issued loans has decreased by -0.2 billion EUR or -2% in the 1st half 2018. The decrease was observed mainly at the segment of companies, which is explained by the change of the business model of some commercial banks.


Banks' issued loans as of 30.06.2018, MEUR

35

Name	Value	Change in 1H 2018	
Luminor Bank	3,522.0	-23.8	-0.7%
Swedbank	3,271.9	40.7	1.3%
SEB banka	2,765.4	87.1	3.3%
Citadele banka	1,221.5	18.5	1.5%
Rietumu Banka	824.0	-207.9	-20.1%
Danske Bank Latvia branch	365.7	-0.5	-0.1%
OP Corporate Bank branch Latvia	281.8	49.3	21.2%
NORVIK BANKA	219.9	-26.5	-10.8%
BlueOrange Bank	181.0	16.0	9.7%
Meridian Trade Bank	115.1	-3.4	-2.9%
Regionala investiciju banka	110.1	-15.0	-12.0%
BIGBANK Latvia branch	100.3	3.2	3.3%
PrivatBank	88.0	-3.6	-4.0%
Baltic International Bank	79.3	-8.2	-9.4%
LPB Bank	46.4	-0.2	-0.4%
Signet Bank	45.8	-0.1	-0.2%
Rigensis Bank	41.7	2.3	5.8%
Expobank	0.2	0.0	1.7%
Total banking industry	14,194.5	-246.0	-1.7%
Altum	209.2	n/a	n/a

Change of loans portfolio 30.06.2018 vs 31.12.2017, MEUR

36



Breakdown of loans as of 30.06.2018, MEUR

37

Name	Loans	Private persons		Companies
		Total	incl. property loans to residents	
Luminor Bank	3,522.0	1,733.3	1,566.5	1,783.9
Swedbank	3,271.9	1,704.7	1,477.3	1,533.0
SEB banka	2,765.4	954.1	767.0	1,792.9
Citadele banka	1,221.5	468.2	210.1	753.3
Rietumu Banka	824.0	129.4	4.1	694.6
Danske Bank Latvia branch	365.7	6.8	4.5	358.8
OP Corporate Bank branch Latvia	281.8	0.0	0.0	255.1
NORVIK BANKA	219.9	15.2	2.6	204.7
BlueOrange Bank	181.0	15.3	6.2	165.7
Meridian Trade Bank	115.1	12.4	5.2	102.6
Regionala investiciju banka	110.1	9.0	0.1	101.2
BIGBANK Latvia branch	100.3	100.3	0.0	0.0
PrivatBank	88.0	24.9	8.7	63.1
Baltic International Bank	79.3	22.8	1.2	56.5
LPB Bank	46.4	8.4	2.4	38.1
Signet Bank	45.8	15.0	0.0	30.9
Rigensis Bank	41.7	0.8	0.2	40.9
Expobank	0.2	0.0	0.0	0.2
Total banking industry	14,194.5	5,534.2	4,336.4	8,576.3
Altum	209.2	24.0	9.2	184.9

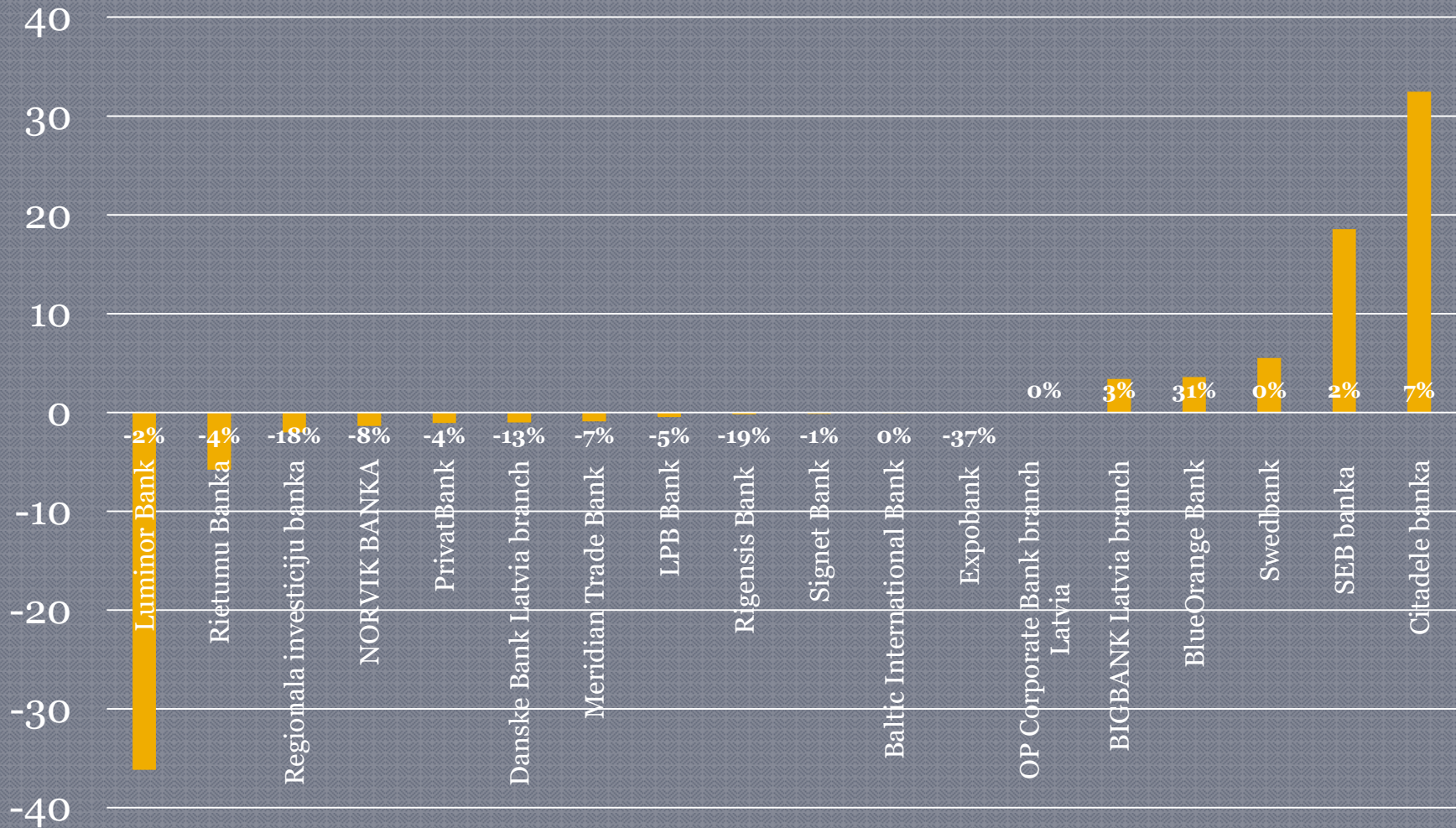
Loans to private persons as of 30.06.2018, MEUR

38

Name	Value	Change in 1H2018	
Luminor Bank	1,733.3	-36.2	-2.0%
Swedbank	1,704.7	5.5	0.3%
SEB banka	954.1	18.5	2.0%
Citadele banka	468.2	32.5	7.4%
Rietumu Banka	129.4	-5.8	-4.3%
BIGBANK Latvia branch	100.3	3.4	3.5%
PrivatBank	24.9	-1.1	-4.1%
Baltic International Bank	22.8	-0.1	-0.3%
BlueOrange Bank	15.3	3.6	30.6%
NORVIK BANKA	15.2	-1.4	-8.3%
Signet Bank	15.0	-0.1	-0.9%
Meridian Trade Bank	12.4	-0.9	-6.8%
Regionāla investīciju banka	9.0	-2.0	-18.2%
LPB Bank	8.4	-0.5	-5.2%
Danske Bank Latvia branch	6.8	-1.0	-12.9%
Rigensis Bank	0.8	-0.2	-19.2%
Expobank	0.0	0.0	-36.5%
OP Corporate Bank branch Latvia	0.0	0.0	0.0%
Total banking industry	5,534.2	-0.3	0.0%
Altum	24.0	n/a	n/a

Change of loans to private persons 30.06.2018 vs 31.12.2017, MEUR

39



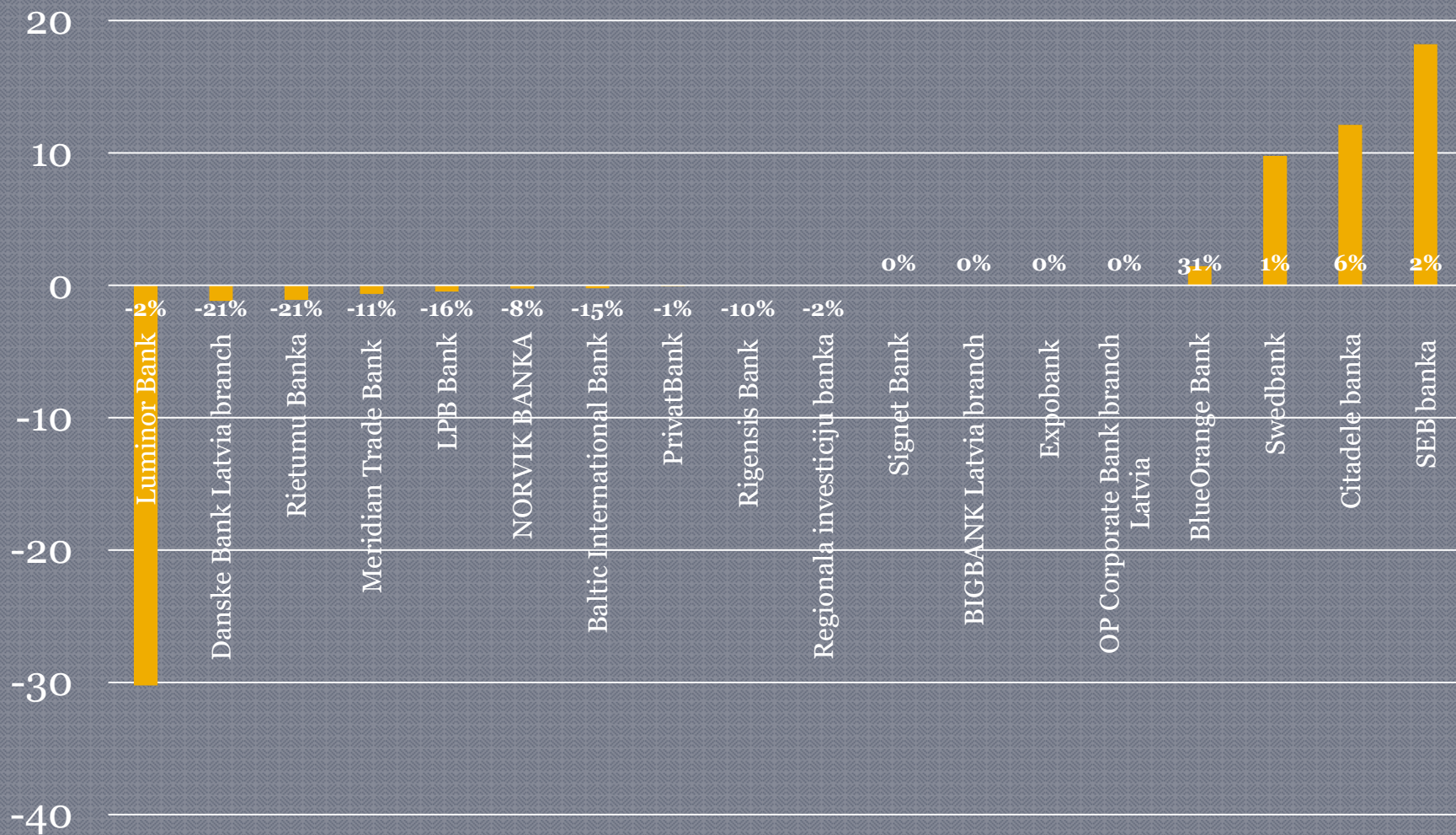
Property loans to residents as of 30.06.2018, MEUR

40

Name	Value	Change in 1H2018	
Luminor Bank	1,566.5	-30.2	-1.9%
Swedbank	1,477.3	9.8	0.7%
SEB banka	767.0	18.2	2.4%
Citadele banka	210.1	12.1	6.1%
PrivatBank	8.7	-0.1	-0.6%
BlueOrange Bank	6.2	1.4	30.7%
Meridian Trade Bank	5.2	-0.6	-11.0%
Danske Bank Latvia branch	4.5	-1.2	-20.5%
Rietumu Banka	4.1	-1.1	-21.1%
NORVIK BANKA	2.6	-0.2	-8.3%
LPB Bank	2.4	-0.5	-16.3%
Baltic International Bank	1.2	-0.2	-15.3%
Rigensis Bank	0.2	0.0	-9.8%
Regionāla investīciju banka	0.1	0.0	-2.2%
Signet Bank	0.0	0.0	0.0%
BIGBANK Latvia branch	0.0	0.0	0.0%
Expobank	0.0	0.0	0.0%
OP Corporate Bank branch Latvia	0.0	0.0	0.0%
Total banking industry	4,336.4	-7.5	-0.2%
Altum	9.2	n/a	n/a

Change of property loans to residents 30.06.2018 vs 31.12.2017, MEUR

41



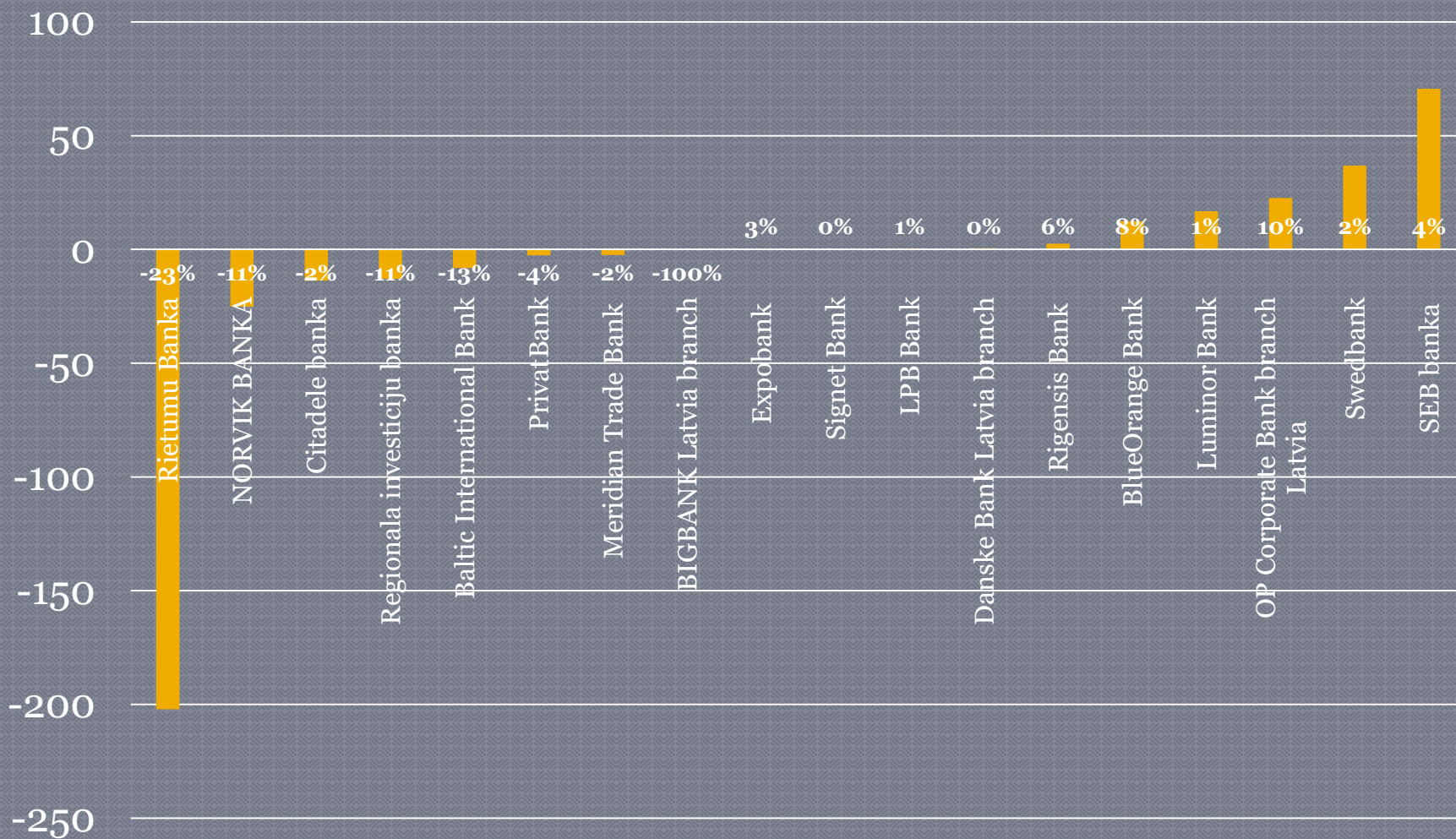
Loans to companies as of 30.06.2018, MEUR

42

Name	Value	Change in 1H2018	
SEB banka	1,792.9	70.6	4.1%
Luminor Bank	1,783.9	16.7	0.9%
Swedbank	1,533.0	36.9	2.5%
Citadele banka	753.3	-13.8	-1.8%
Rietumu Banka	694.6	-202.1	-22.5%
Danske Bank Latvia branch	358.8	0.5	0.1%
OP Corporate Bank branch Latvia	255.1	22.7	9.7%
NORVIK BANKA	204.7	-25.1	-10.9%
BlueOrange Bank	165.7	12.4	8.1%
Meridian Trade Bank	102.6	-2.5	-2.4%
Regionala investiciju banka	101.2	-13.0	-11.4%
PrivatBank	63.1	-2.6	-3.9%
Baltic International Bank	56.5	-8.2	-12.6%
Rigensis Bank	40.9	2.5	6.4%
LPB Bank	38.1	0.3	0.7%
Signet Bank	30.9	0.0	0.1%
Expobank	0.2	0.0	3.2%
BIGBANK Latvia branch	0.0	-0.2	-100.0%
Total banking industry	8,576.3	-264.0	-3.0%
Altum	184.9	n/a	n/a

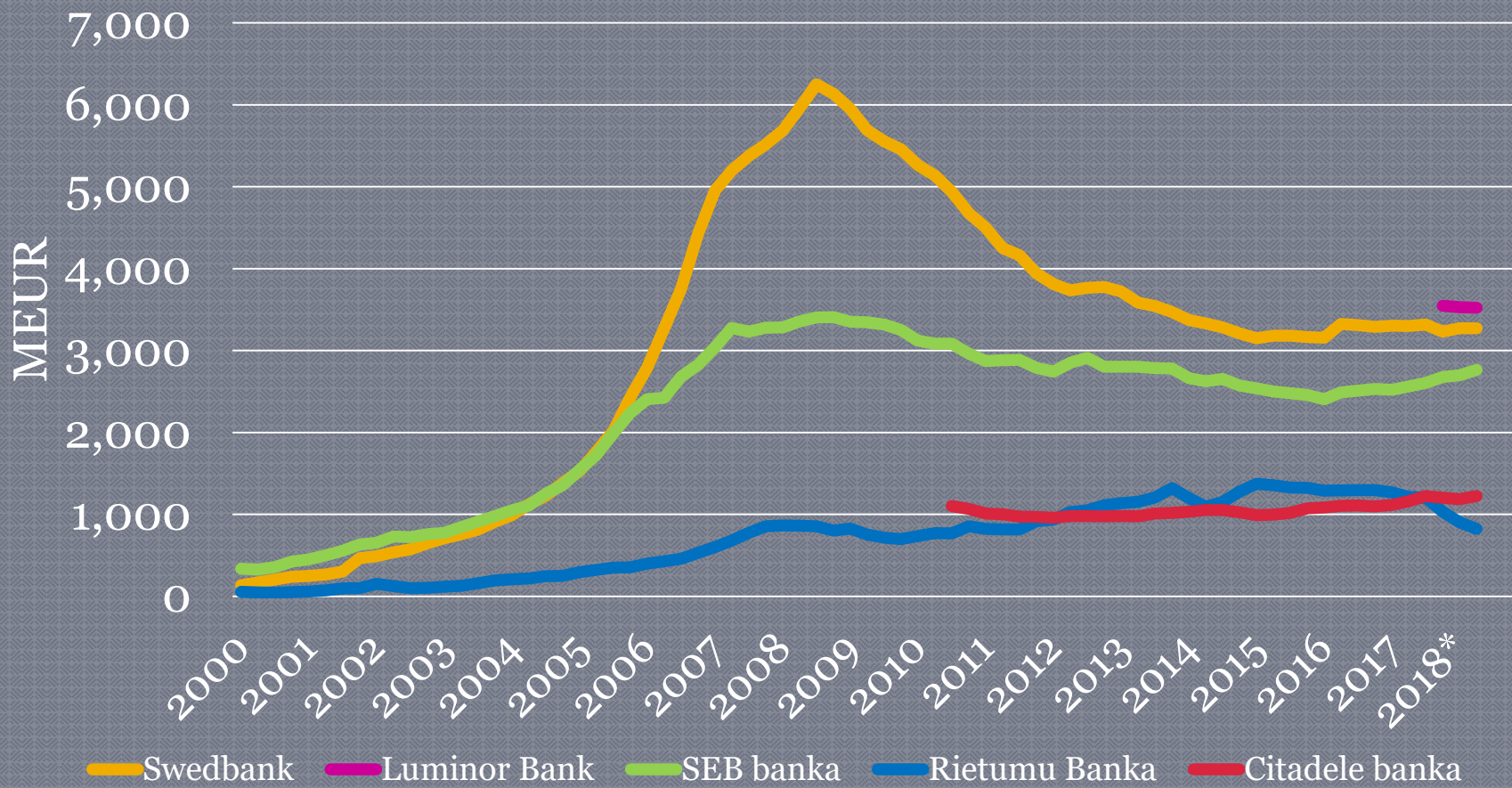
Change of loans to companies 30.06.2018 vs 31.12.2017, MEUR

43



Banks' issued loans 2000-2018* (1)

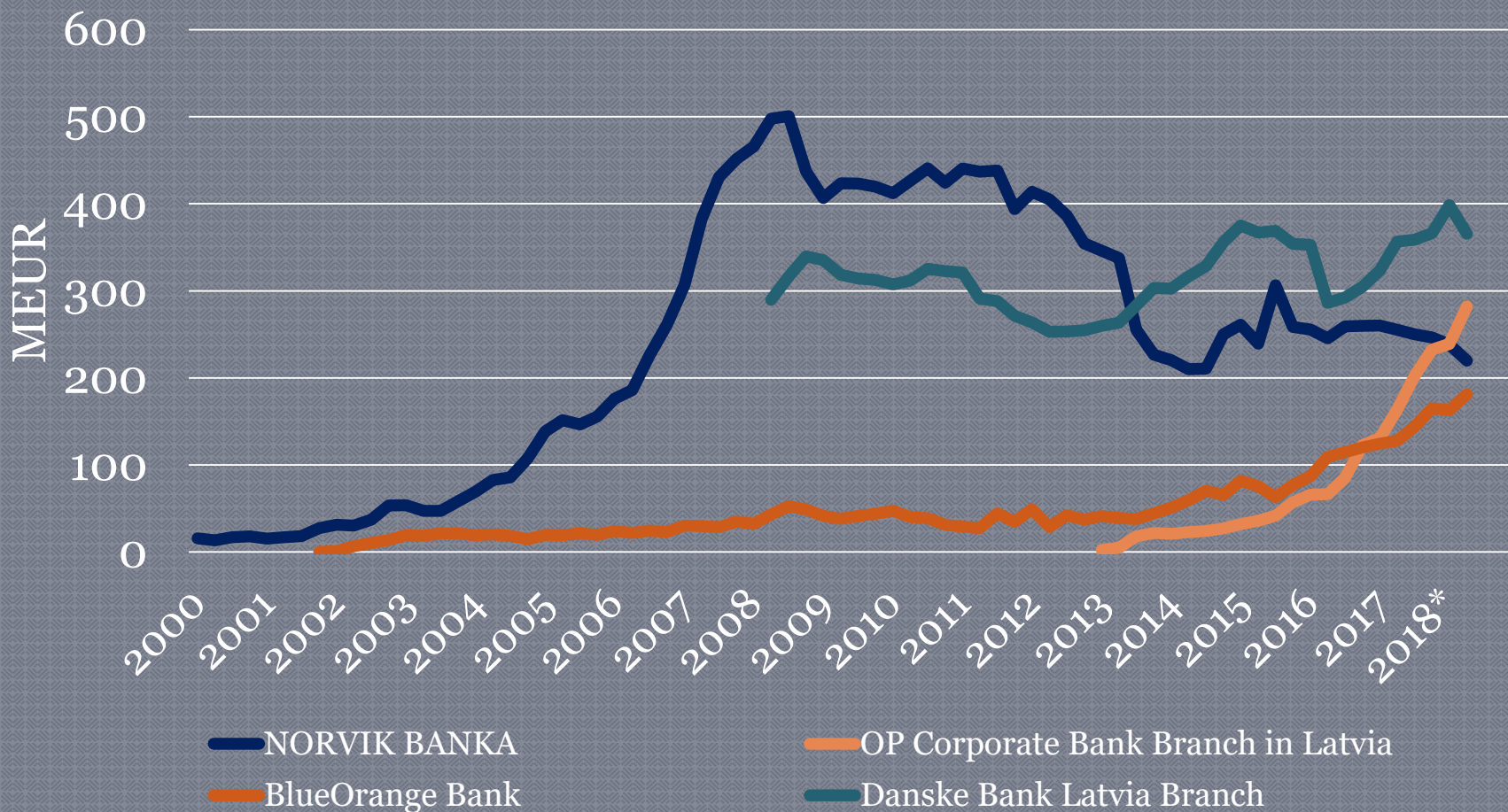
44



* 1st half 2018

Banks' issued loans 2000-2018* (2)

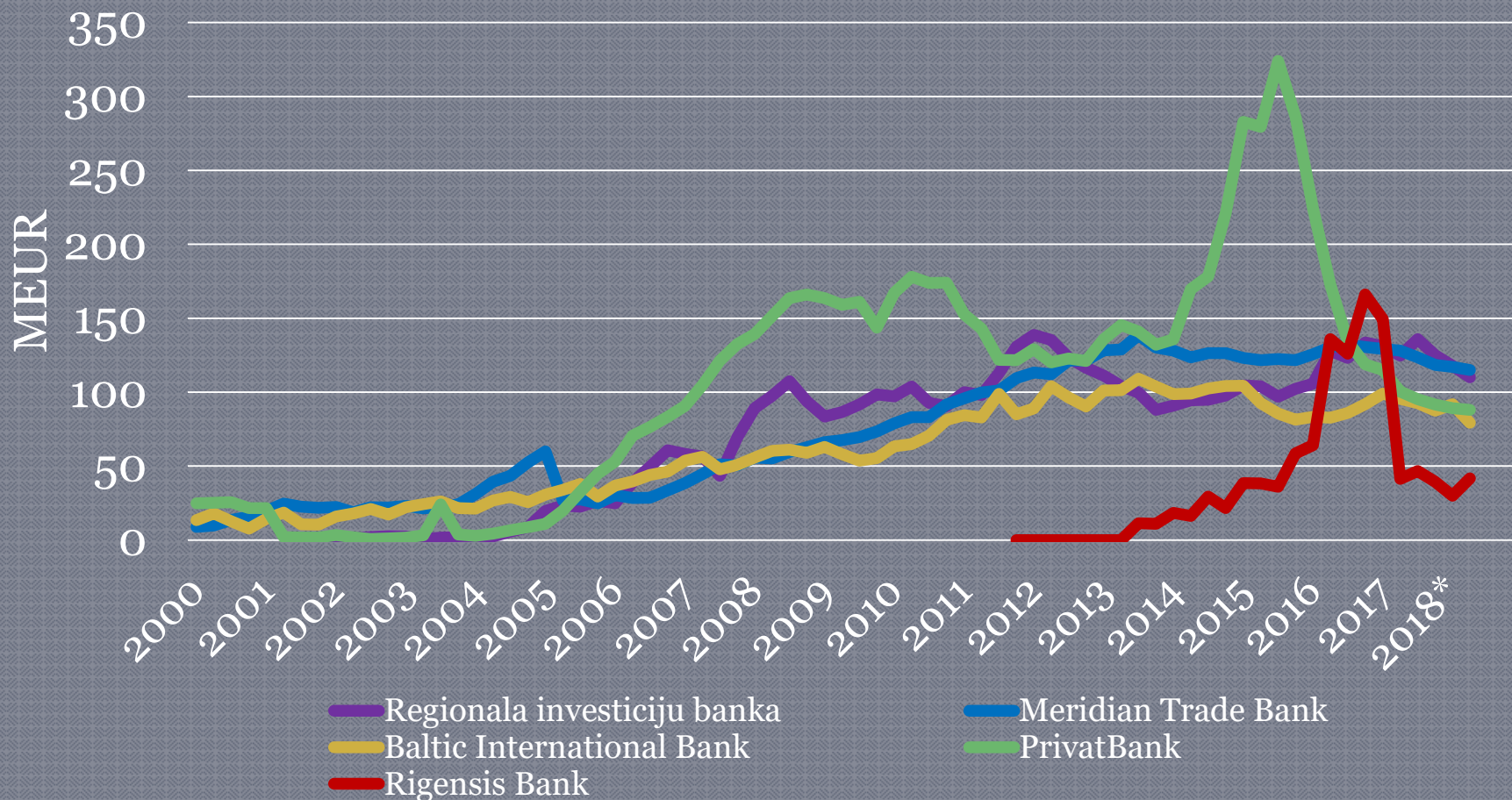
45



* 1st half 2018

Banks' issued loans 2000-2018* (3)

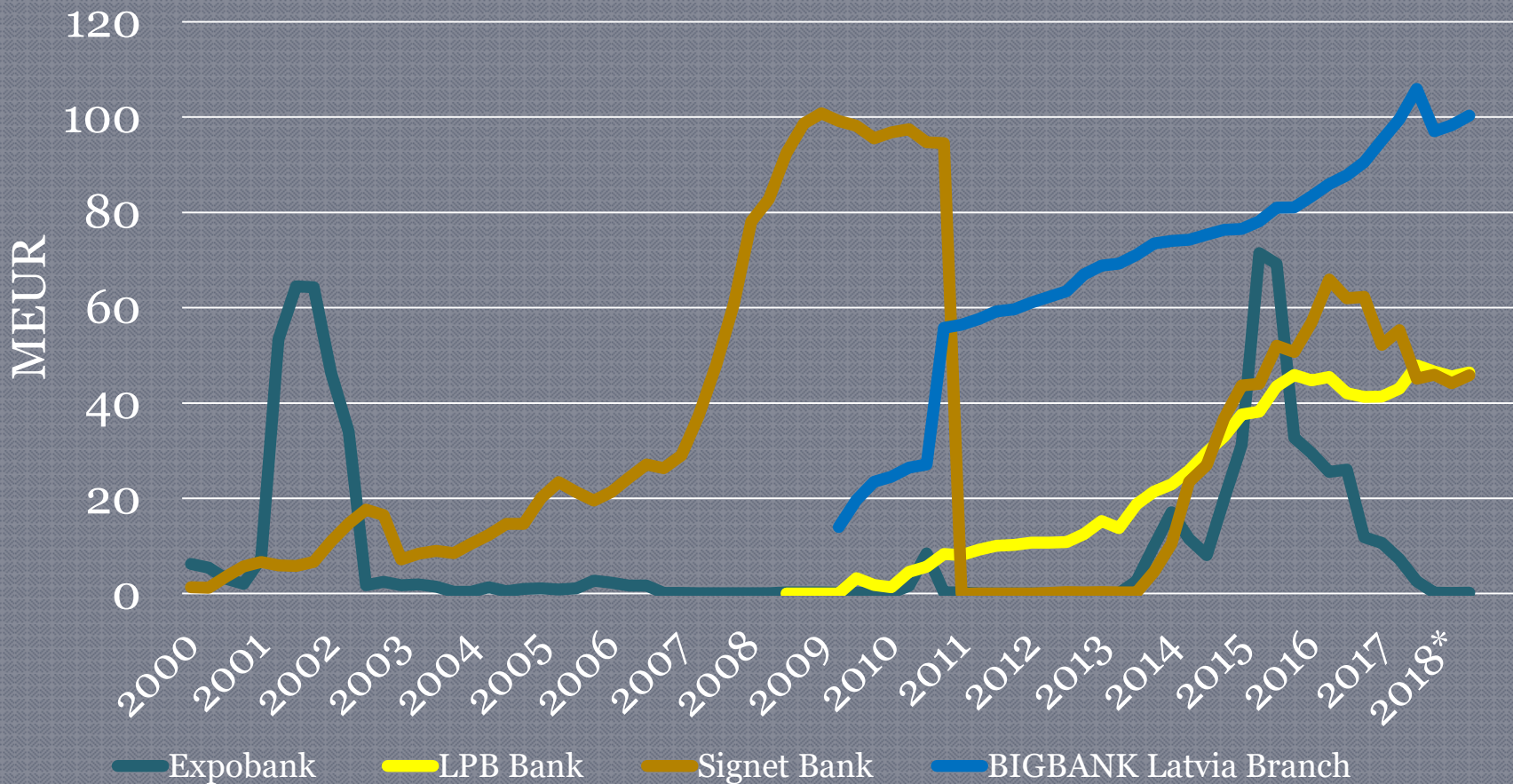
46



* 1st half 2018

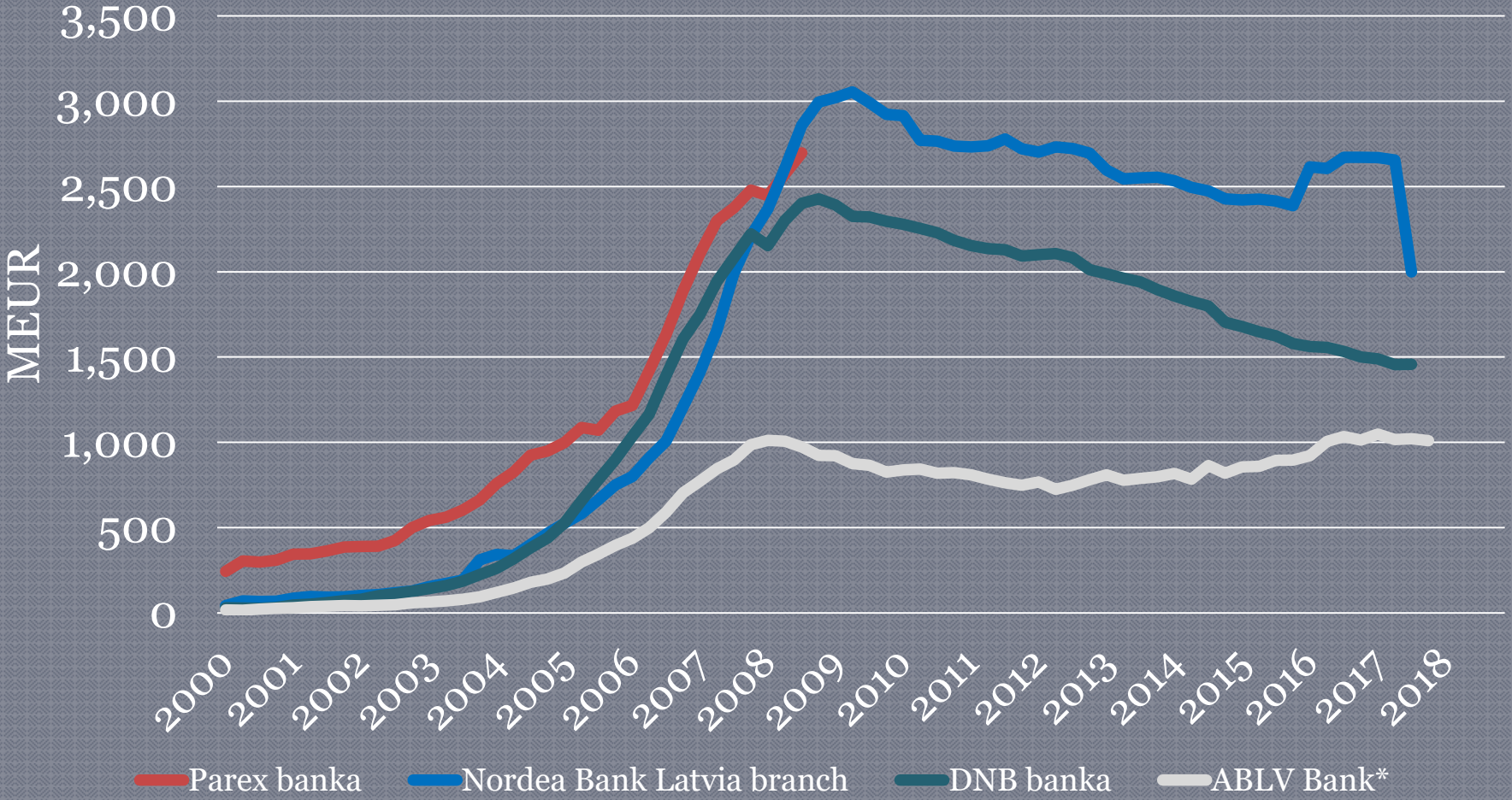
Banks' issued loans 2000-2018* (4)

47



* 1st half 2018

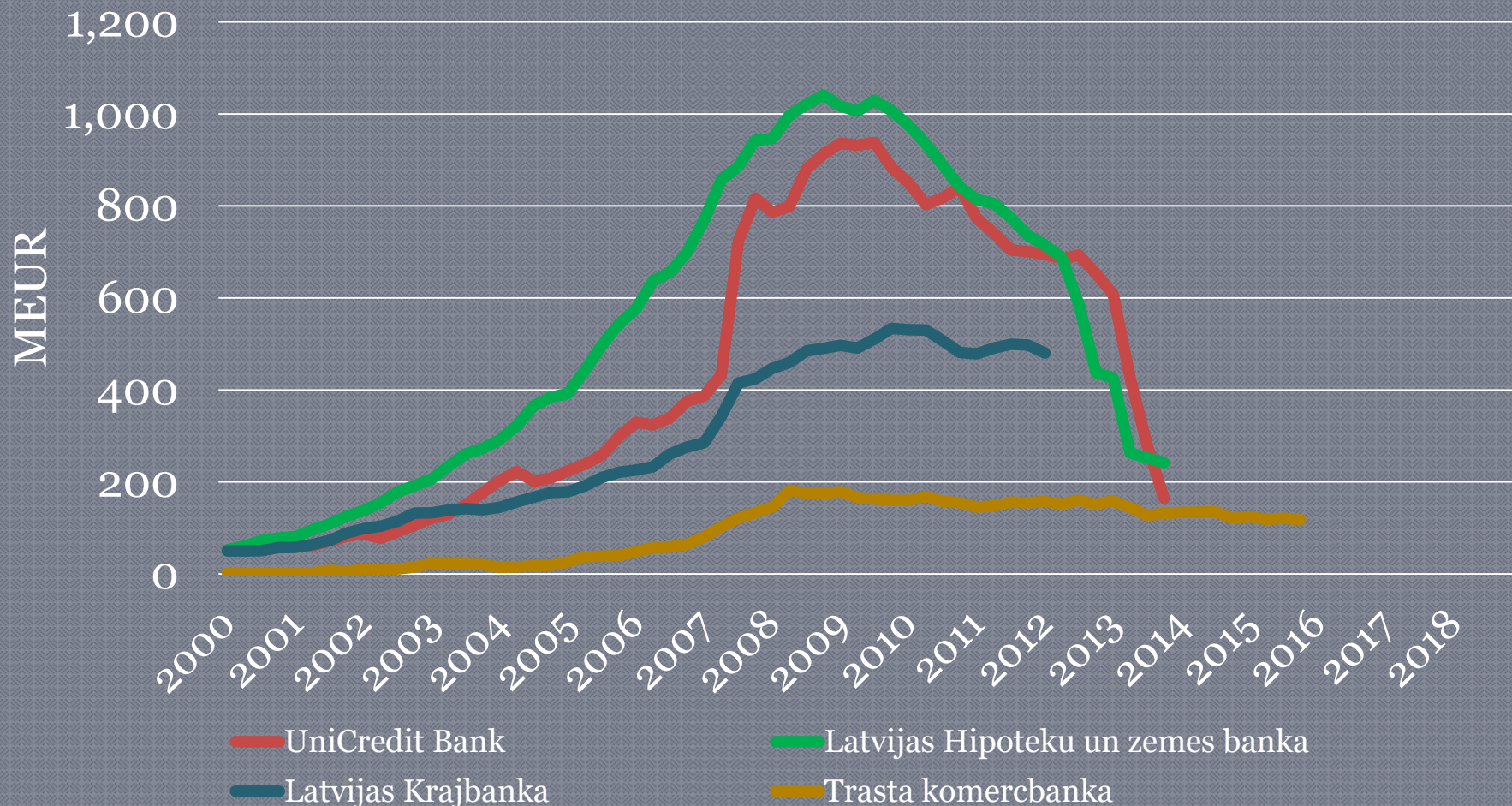
Historic: banks' issued loans 2000-2018 (1)



* ABLV Bank announced its decision on voluntary liquidation on February 26, 2018

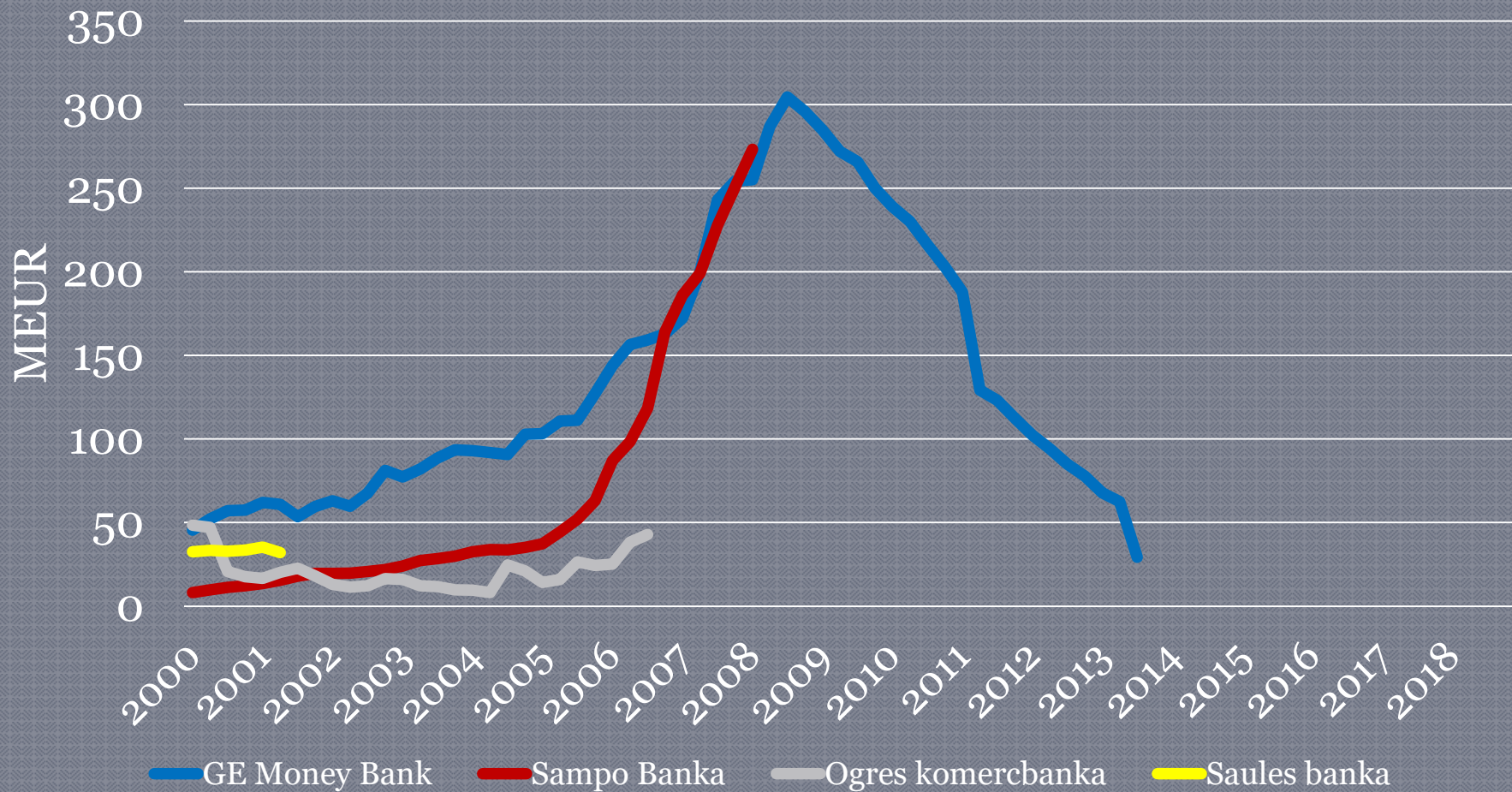
Historic: banks' issued loans 2000-2018 (2)

49



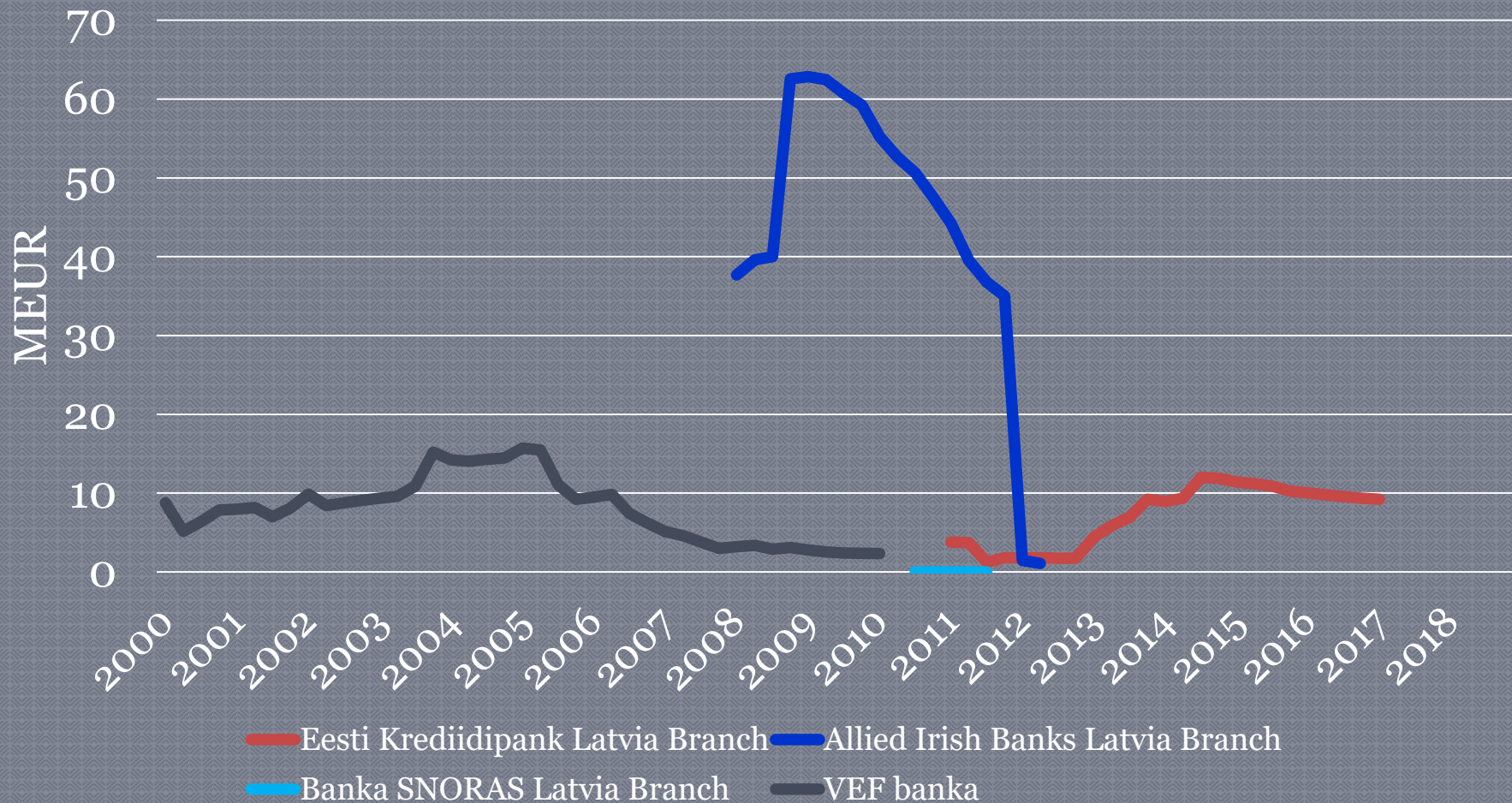
Historic: banks' issued loans 2000-2018 (3)

50



Historic: banks' issued loans 2000-2018 (4)

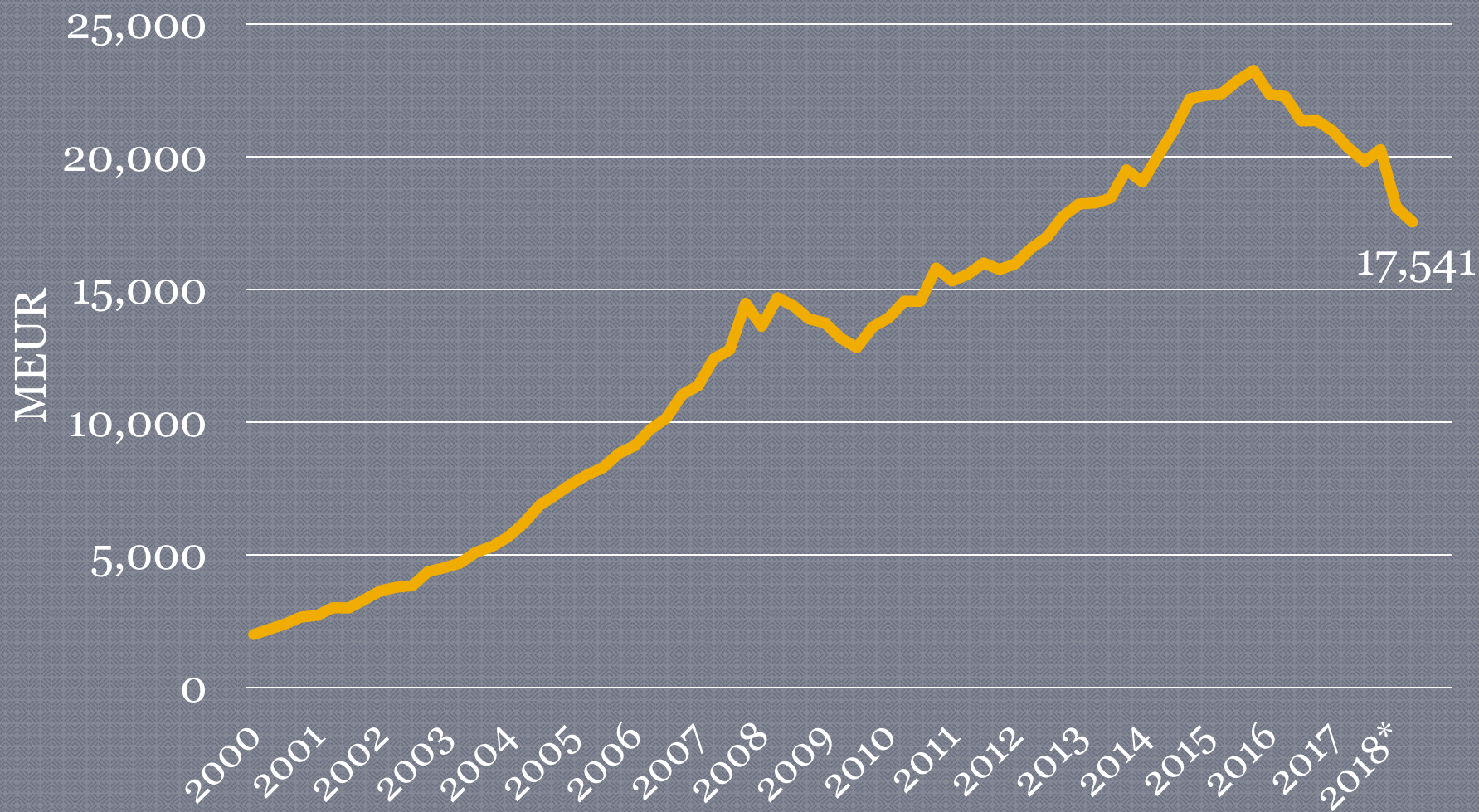
51



5. DEPOSITS

Deposits at Latvian banking sector 2000-2018*

53



* 1st half 2018

Deposits at Latvian banking sector

54

- Total deposits at Latvian banking sector were EUR 17.5 billion as of June 30, 2018;
- Deposits have been decreasing since 2016;
- The peak of deposits was reached at the end of 2015; it was EUR 23.3 billion. Since then the amount has decreased by EUR -5.7 billion or -25%;
- The total amount of deposits declined by EUR -0.5 billion or -3% in the 2nd quarter 2018.;
- Main decrease is observed in the sector of foreign deposits.

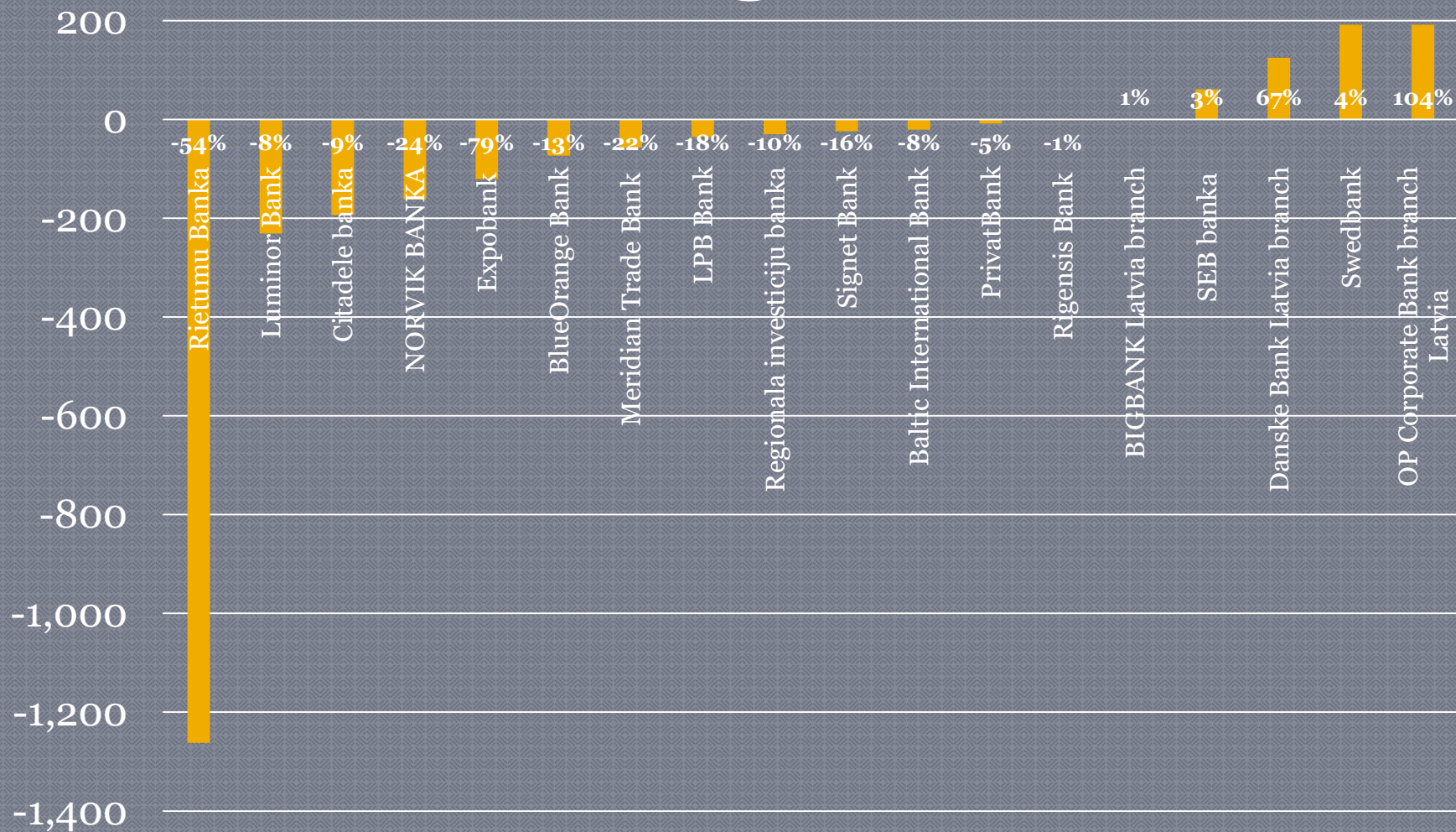
Deposits at banks as of 30.06.2018, MEUR

55

Name	Value	Change in 1H2018	
Swedbank	4,603.7	191.5	4.3%
Luminor Bank	2,711.8	-231.0	-7.8%
SEB banka	2,441.7	60.7	2.5%
Citadele banka	1,938.5	-193.6	-9.1%
Rietumu Banka	1,055.3	-1,262.0	-54.5%
NORVIK BANKA	507.7	-161.8	-24.2%
BlueOrange Bank	487.8	-73.6	-13.1%
OP Corporate Bank branch Latvia	375.8	191.6	104.1%
Danske Bank Latvia branch	309.5	124.6	67.4%
Regionala investiciju banka	278.7	-30.3	-9.8%
Baltic International Bank	231.8	-20.8	-8.2%
Rigensis Bank	223.1	-1.2	-0.5%
Meridian Trade Bank	197.7	-56.9	-22.3%
PrivatBank	160.4	-8.1	-4.8%
LPB Bank	158.8	-35.5	-18.3%
Signet Bank	129.6	-24.0	-15.6%
Expobank	31.8	-120.5	-79.1%
BIGBANK Latvia branch	21.7	0.2	0.7%
Total banking industry	17,540.9	-2,725.7	-13.4%
Altum	0.0	n/a	n/a

Change of deposits 30.06.2018 vs 31.12.2017, MEUR

56



Breakdown of deposits as of 30.06.2018, MEUR

57

Name	Deposits	Term		Customer	
		Short term	Long term	Private persons	Companies
Swedbank	4,603.7	4,089.7	514.0	2,753.3	1,725.8
Luminor Bank	2,711.8	2,174.3	537.5	1,134.8	1,322.5
SEB banka	2,441.7	1,969.1	472.6	1,431.2	791.5
Citadele banka	1,938.5	1,571.4	367.1	1,045.6	840.5
Rietumu Banka	1,055.3	819.3	236.0	459.5	595.7
NORVIK BANKA	507.7	310.7	197.1	249.2	258.2
BlueOrange Bank	487.8	274.5	213.3	252.5	235.3
OP Corporate Bank branch Latvia	375.8	375.8	0.0	0.0	70.6
Danske Bank Latvia branch	309.5	302.4	7.1	17.5	129.5
Regionala investiciju banka	278.7	234.5	44.3	44.2	234.5
Baltic International Bank	231.8	168.9	62.9	97.6	134.3
Rigensis Bank	223.1	205.7	17.4	20.7	202.4
Meridian Trade Bank	197.7	143.3	54.4	111.8	81.0
PrivatBank	160.4	63.6	96.8	120.1	40.0
LPB Bank	158.8	125.8	33.0	58.0	100.8
Signet Bank	129.6	94.1	35.6	59.5	70.1
Expobank	31.8	31.4	0.5	4.0	27.8
BIGBANK Latvia branch	21.7	0.0	21.7	21.1	0.6
Total banking industry	17,540.9	14,532.7	3,008.2	8,208.3	8,191.0
Altum	0.0	0.0	0.0	0.0	0.0


Deposits of private persons as of 30.06.2018, MEUR

58

Name	Value	Change in 1H2018	
Swedbank	2,753.3	109.5	4.1%
SEB banka	1,431.2	48.8	3.5%
Luminor Bank	1,134.8	21.5	1.9%
Citadele banka	1,045.6	101.1	10.7%
Rietumu Banka	459.5	-252.6	-35.5%
BlueOrange Bank	252.5	123.2	95.2%
NORVIK BANKA	249.2	-25.5	-9.3%
PrivatBank	120.1	-4.1	-3.3%
Meridian Trade Bank	111.8	-11.8	-9.6%
Baltic International Bank	97.6	1.8	1.8%
Signet Bank	59.5	-4.4	-7.0%
LPB Bank	58.0	-1.4	-2.3%
Regionāla investīciju banka	44.2	4.2	10.5%
BIGBANK Latvia branch	21.1	0.2	0.8%
Rīgenis Bank	20.7	-4.7	-18.6%
Danske Bank Latvia branch	17.5	-1.8	-9.1%
Expobank	4.0	-3.3	-44.8%
OP Corporate Bank branch Latvia	0.0	0.0	0.0%
Total banking industry	8,208.3	-69.6	-0.8%
Altum	0.0	n/a	n/a

Change of deposits of private persons 30.06.2018 vs 31.12.2017, MEUR

59



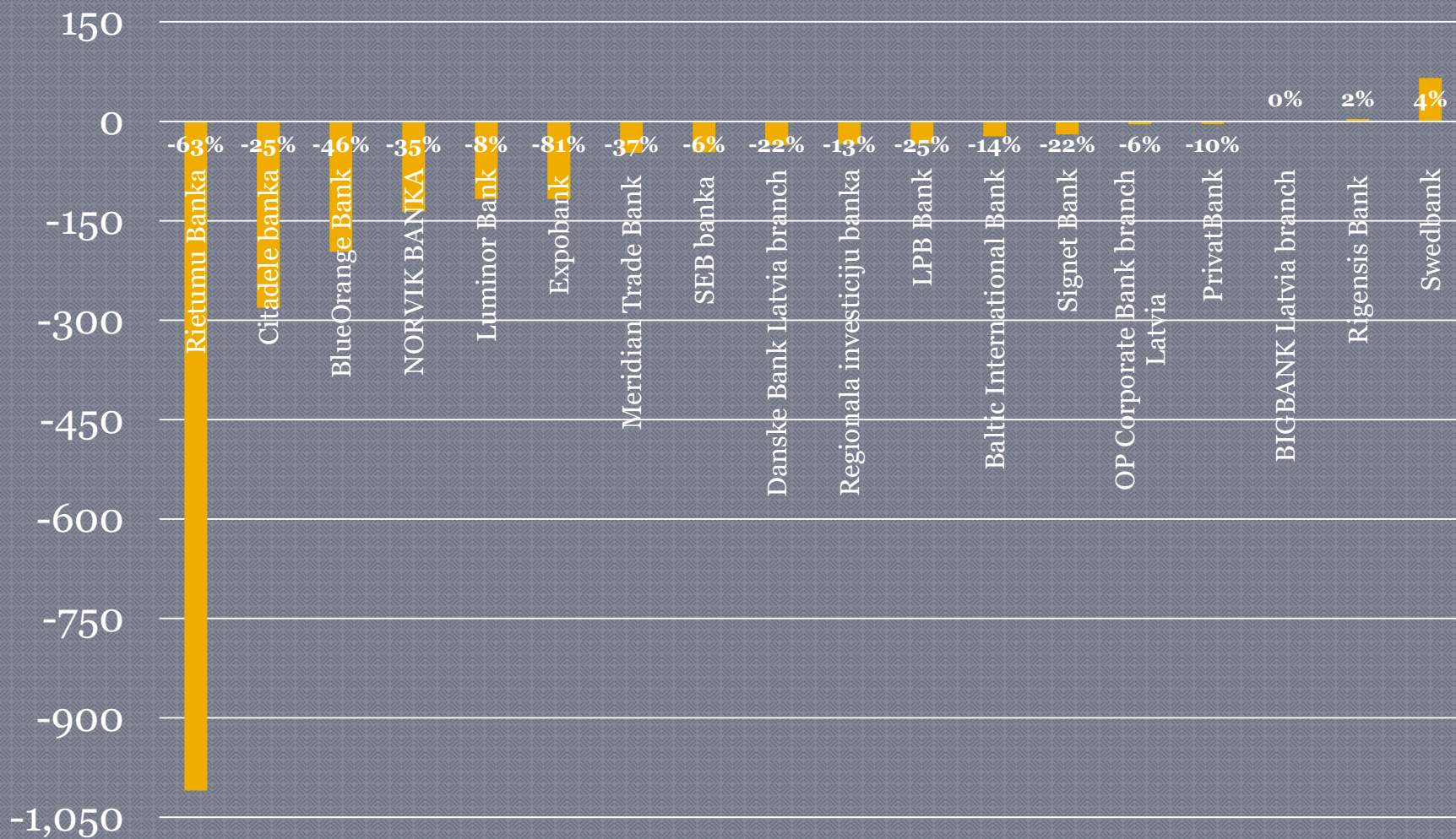
Deposits of companies as of 30.06.2018, MEUR

60

Name	Value	Change in 1H2018	
Swedbank	1,725.8	65.2	3.9%
Luminor Bank	1,322.5	-117.3	-8.1%
Citadele banka	840.5	-281.4	-25.1%
SEB banka	791.5	-46.8	-5.6%
Rietumu Banka	595.7	-1,009.4	-62.9%
NORVIK BANKA	258.2	-136.2	-34.5%
BlueOrange Bank	235.3	-196.7	-45.5%
Regionala investiciju banka	234.5	-34.5	-12.8%
Rigensis Bank	202.4	3.6	1.8%
Baltic International Bank	134.3	-22.5	-14.4%
Danske Bank Latvia branch	129.5	-36.1	-21.8%
LPB Bank	100.8	-34.1	-25.3%
Meridian Trade Bank	81.0	-47.6	-37.0%
OP Corporate Bank branch Latvia	70.6	-4.6	-6.1%
Signet Bank	70.1	-19.6	-21.8%
PrivatBank	40.0	-4.3	-9.7%
Expobank	27.8	-117.2	-80.8%
BIGBANK Latvia branch	0.6	0.0	0.1%
Total banking industry	8,191.0	-2,962.0	-26.6%
Altum	0.0	n/a	n/a

Change of deposits of companies 30.06.2018 vs 31.12.2017, MEUR

61



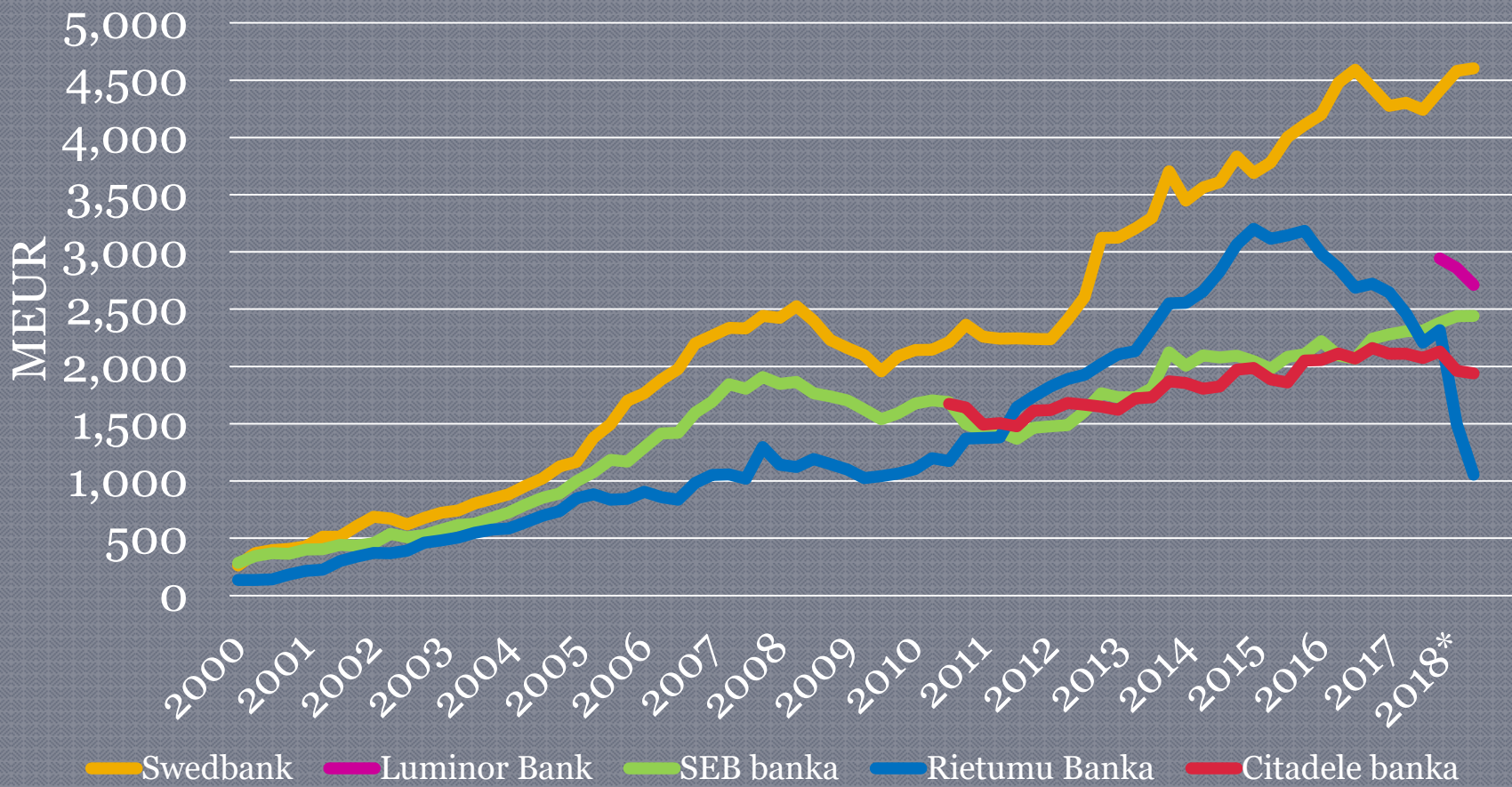
Deposits by term as of 30.06.2018, MEUR

62

Name	Deposits	Short term		Long term	
		Value	Proportion, %	Value	Proportion, %
Swedbank	4,603.7	4,089.7	88.8%	514.0	11.2%
Luminor Bank	2,711.8	2,174.3	80.2%	537.5	19.8%
SEB banka	2,441.7	1,969.1	80.6%	472.6	19.4%
Citadele banka	1,938.5	1,571.4	81.1%	367.1	18.9%
Rietumu Banka	1,055.3	819.3	77.6%	236.0	22.4%
NORVIK BANKA	507.7	310.7	61.2%	197.1	38.8%
BlueOrange Bank	487.8	274.5	56.3%	213.3	43.7%
OP Corporate Bank branch Latvia	375.8	375.8	100.0%	0.0	0.0%
Danske Bank Latvia branch	309.5	302.4	97.7%	7.1	2.3%
Regionala investiciju banka	278.7	234.5	84.1%	44.3	15.9%
Baltic International Bank	231.8	168.9	72.8%	62.9	27.2%
Rigensis Bank	223.1	205.7	92.2%	17.4	7.8%
Meridian Trade Bank	197.7	143.3	72.5%	54.4	27.5%
PrivatBank	160.4	63.6	39.7%	96.8	60.3%
LPB Bank	158.8	125.8	79.2%	33.0	20.8%
Signet Bank	129.6	94.1	72.6%	35.6	27.4%
Expobank	31.8	31.4	98.4%	0.5	1.6%
BIGBANK Latvia branch	21.7	0.0	0.0%	21.7	100.0%
Total banking industry	17,540.9	14,532.7	82.9%	3,008.2	17.1%
Altum	0.0	0.0	0.0%	0.0	0.0%

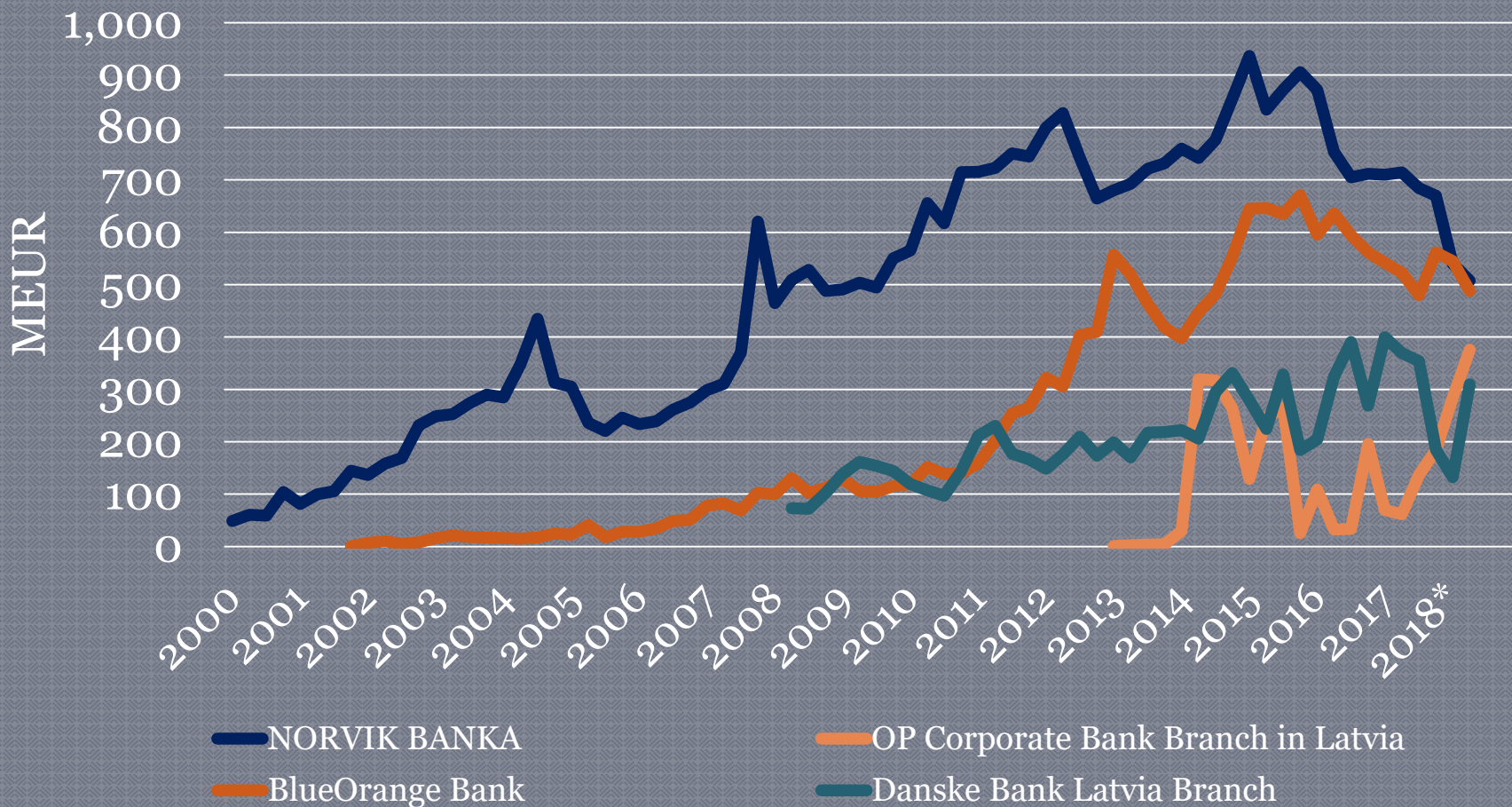
Deposits at banks 2000-2018* (1)

63



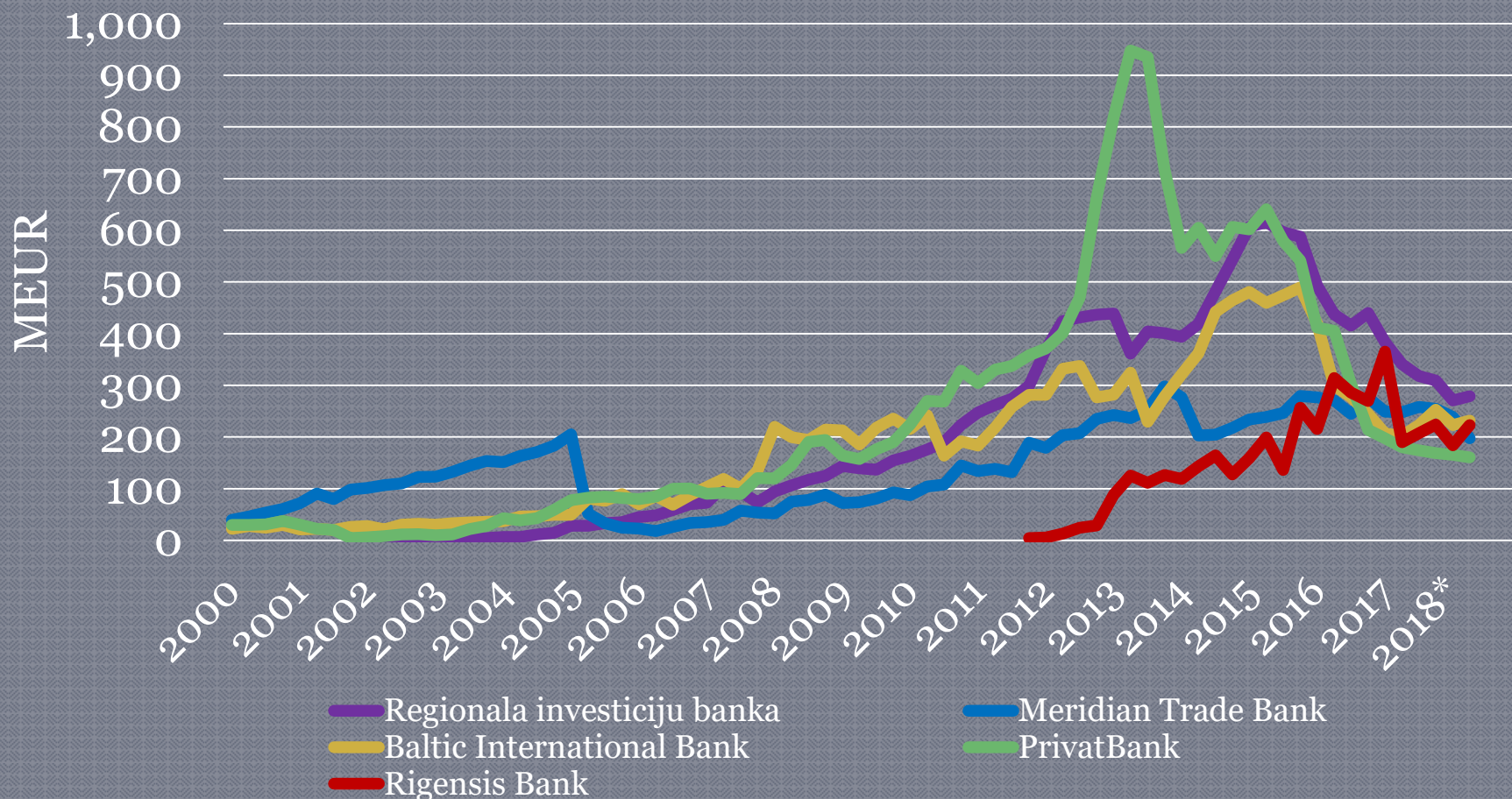
* 1st half 2018

Deposits at banks 2000-2018* (2)



* 1st half 2018

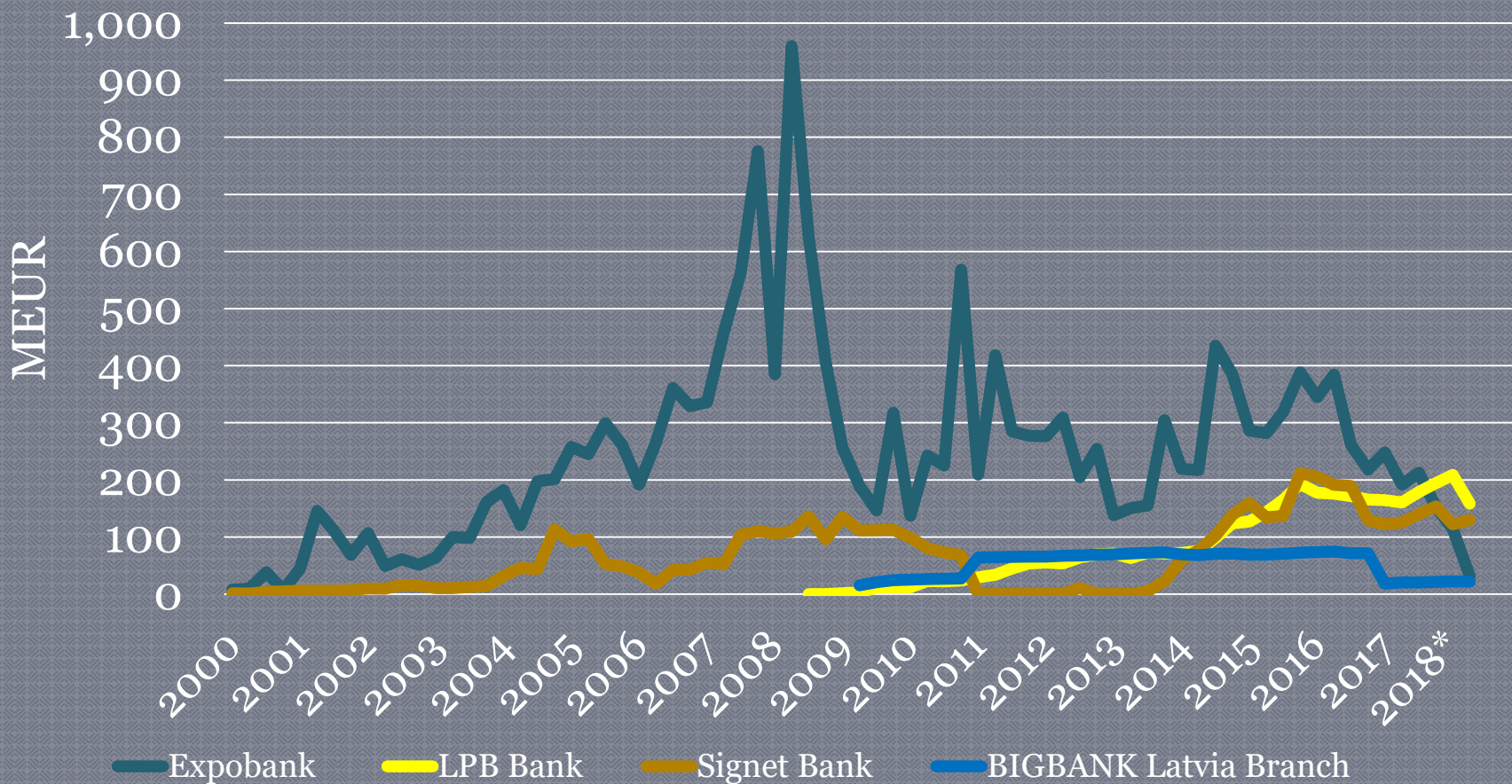
Deposits at banks 2000-2018* (3)



* 1st half 2018

Deposits at banks 2000-2018* (4)

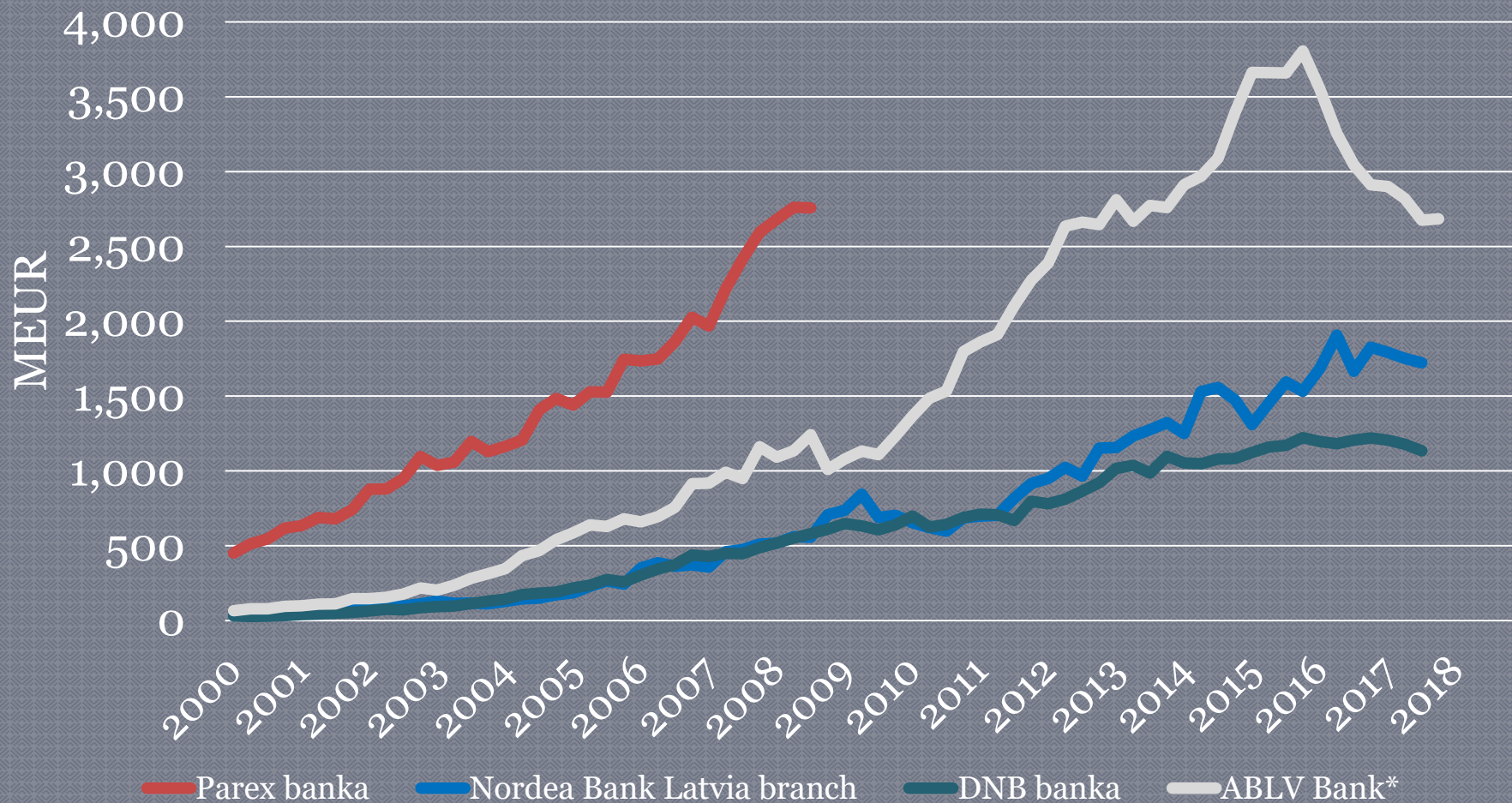
66



* 1st half 2018

Historic: deposits at banks 2000-2018 (1)

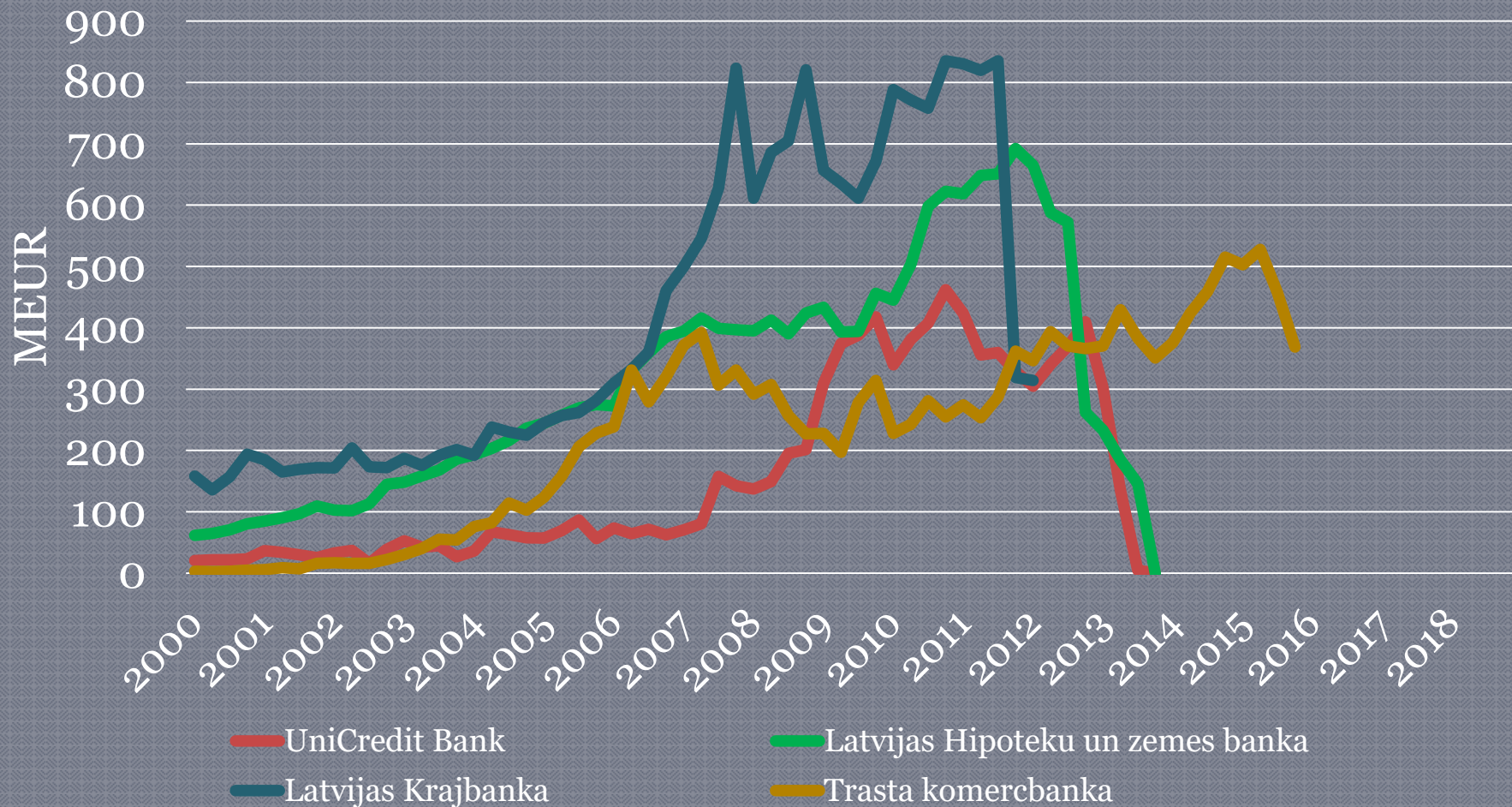
67



* ABLV Bank announced its decision on voluntary liquidation on February 26, 2018

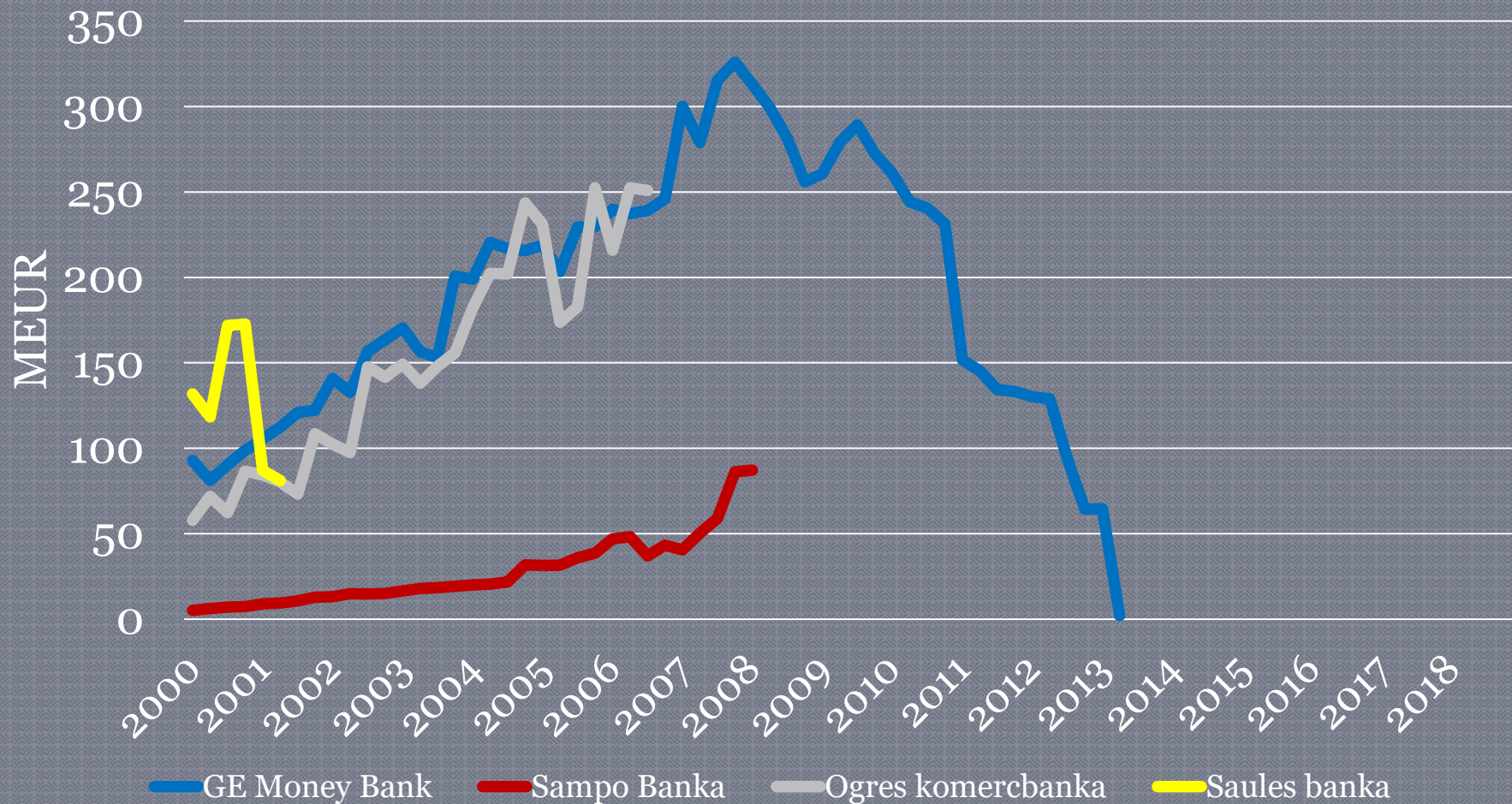
Historic: deposits at banks 2000-2018 (2)

68



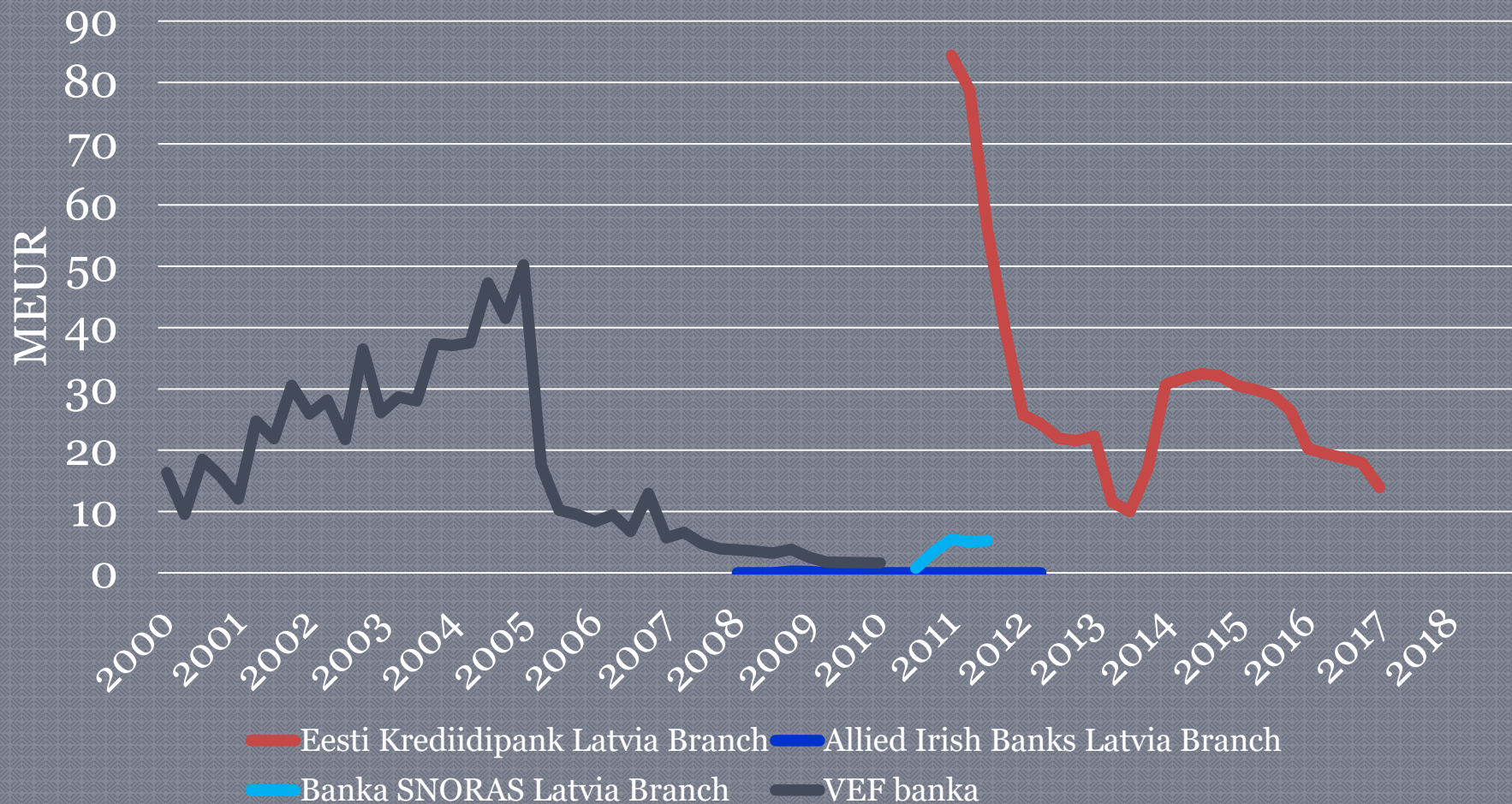
Historic: deposits at banks 2000-2018 (3)

69



Historic: deposits at banks 2000-2018 (4)

70



6. FINANCIAL RATIOS

Financial ratios as of 30.06.2018

72

Name	Capital Adequacy Ratio ¹	Liquidity coverage ratio ²	Return on Equity (ROE) ³	Return on Assets (ROA) ⁴
Baltic International Bank	13.0%	208.0%	-18.0%	-1.6%
BlueOrange Bank	20.4%	235.8%	21.2%	2.0%
Citadele banka	19.6%	220.7%	10.4%	1.1%
Expobank	58.1%	381.8%	3.2%	0.8%
LPB Bank	23.6%	506.0%	25.8%	2.8%
Luminor Bank	17.0%	130.0%	8.4%	0.9%
Meridian Trade Bank	11.7%	420.2%	20.1%	0.9%
NORVIK BANKA	14.6%	297.0%	0.1%	0.0%
PrivatBank	30.8%	607.3%	-7.6%	-1.3%
Regionala investiciju banka	28.3%	315.6%	12.4%	1.3%
Rietumu Banka	34.1%	699.1%	8.7%	1.8%
Rigensis Bank	27.7%	388.1%	3.9%	0.9%
SEB banka	21.8%	154.0%	12.2%	1.4%
Signet Bank	27.4%	488.4%	2.1%	0.2%
Swedbank	26.7%	342.0%	15.5%	2.2%

¹ Total capital ratio, including adjustments; min requirement 8% according to legislation;

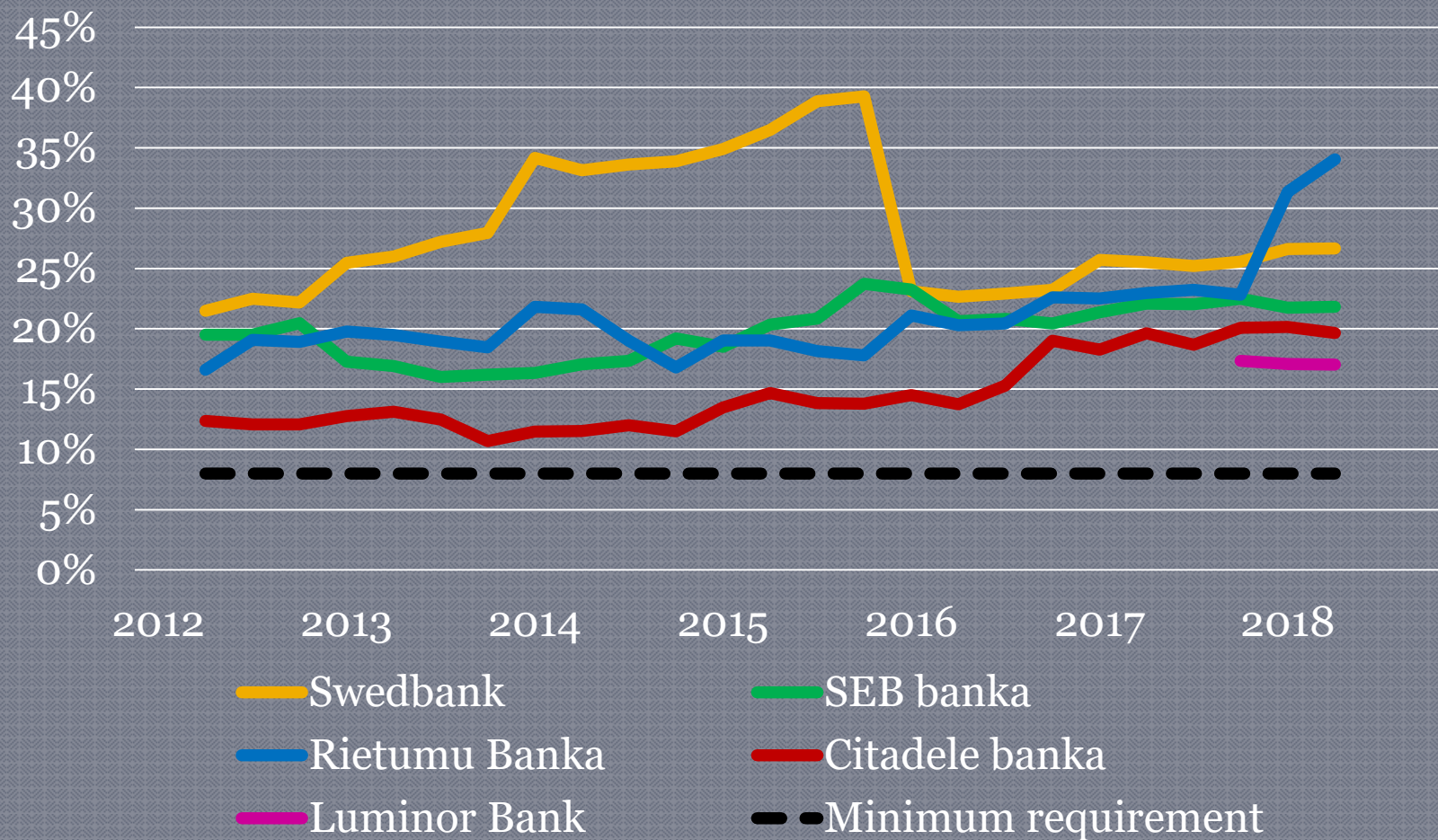
² Minimum requirement 100%;

³ Return on equity (ROE) – proportion of annualized profit/loss of a period from average capital and reserves;

⁴ Return on assets (ROA) – proportion of annualized profit/loss of a period from average assets.

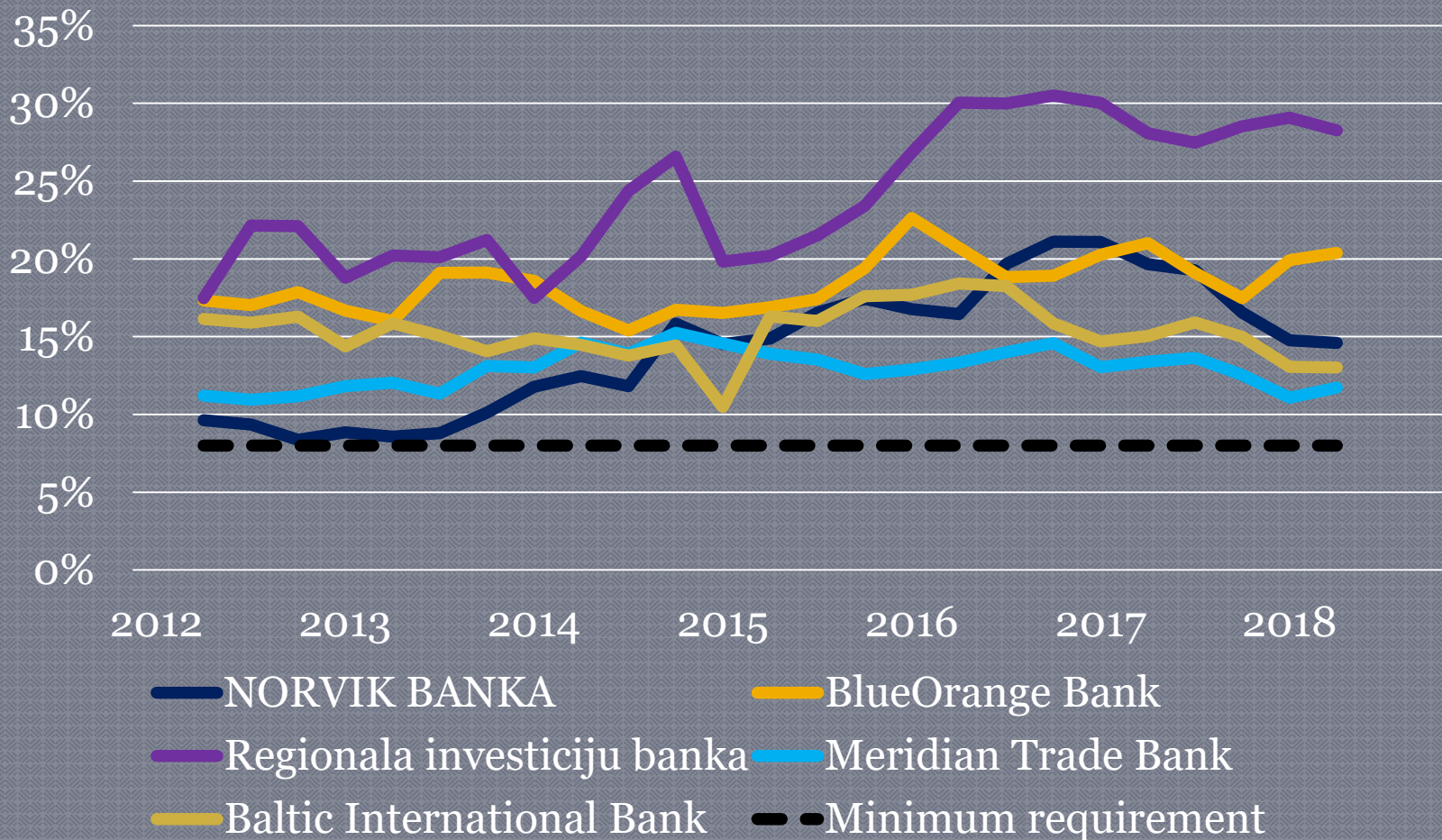
Capital adequacy ratio 2012-2018* (1)

73



* 1st half 2018

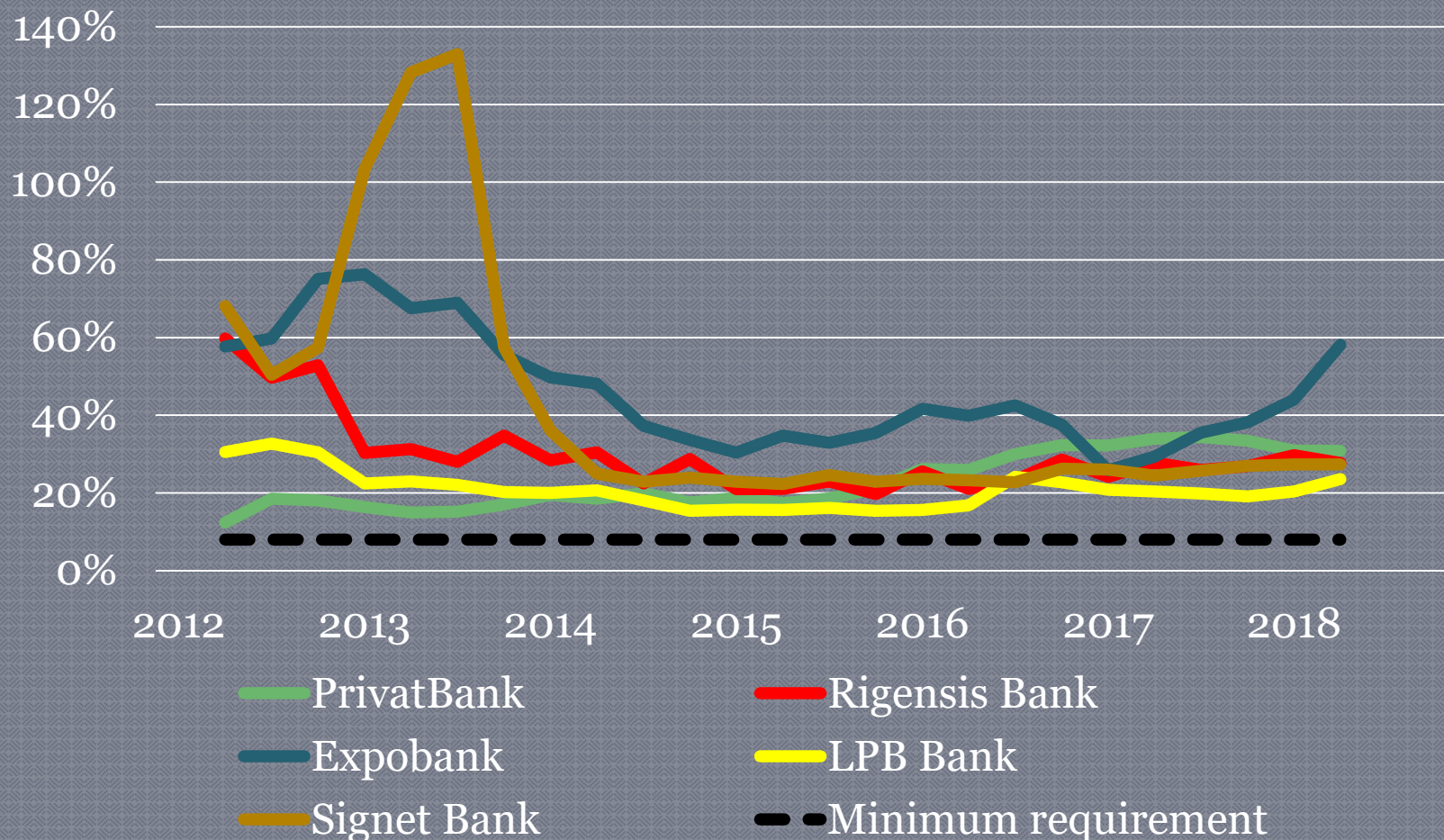
Capital adequacy ratio 2012-2018* (2)



* 1st half 2018

Capital adequacy ratio 2012-2018* (3)

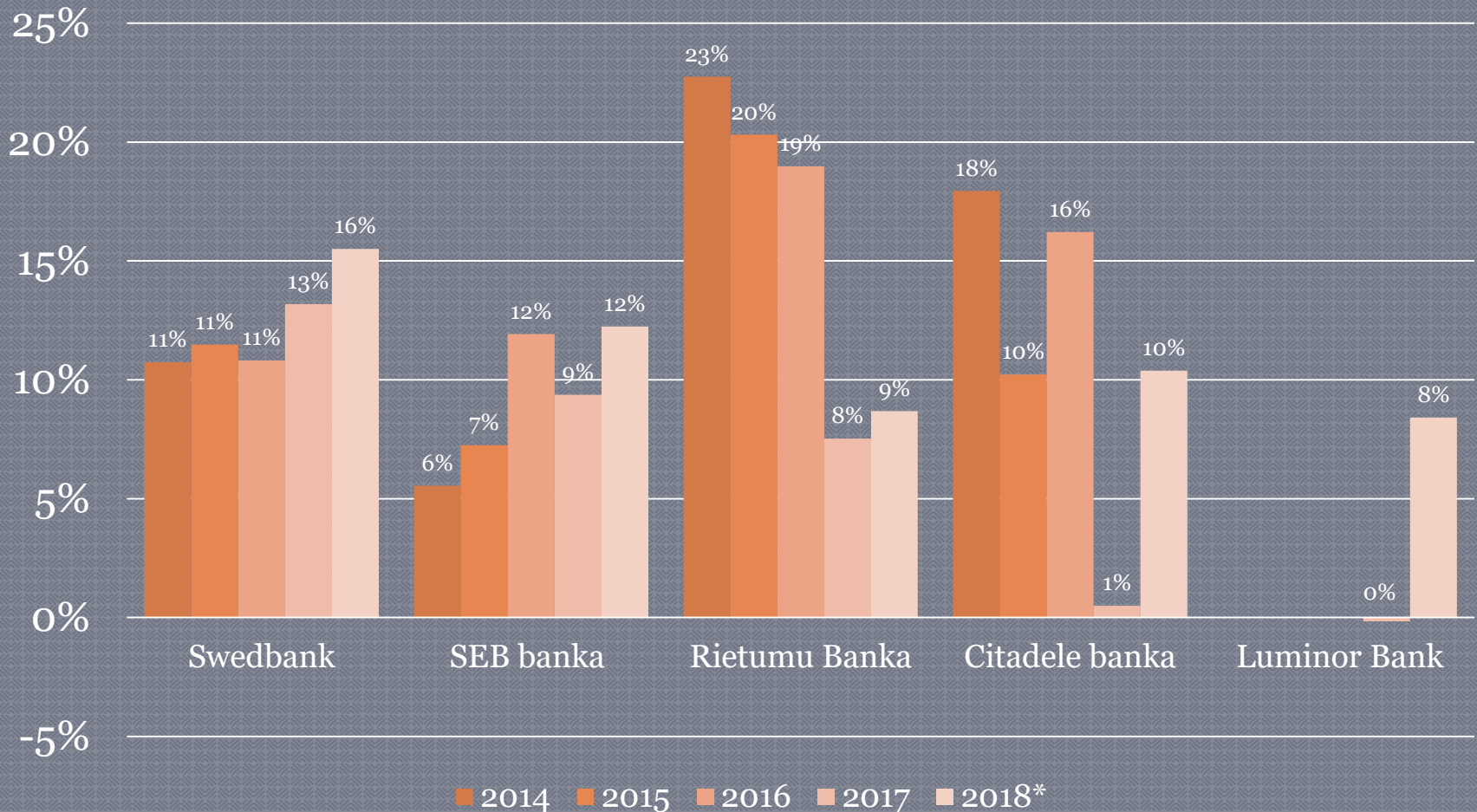
75



* 1st half 2018

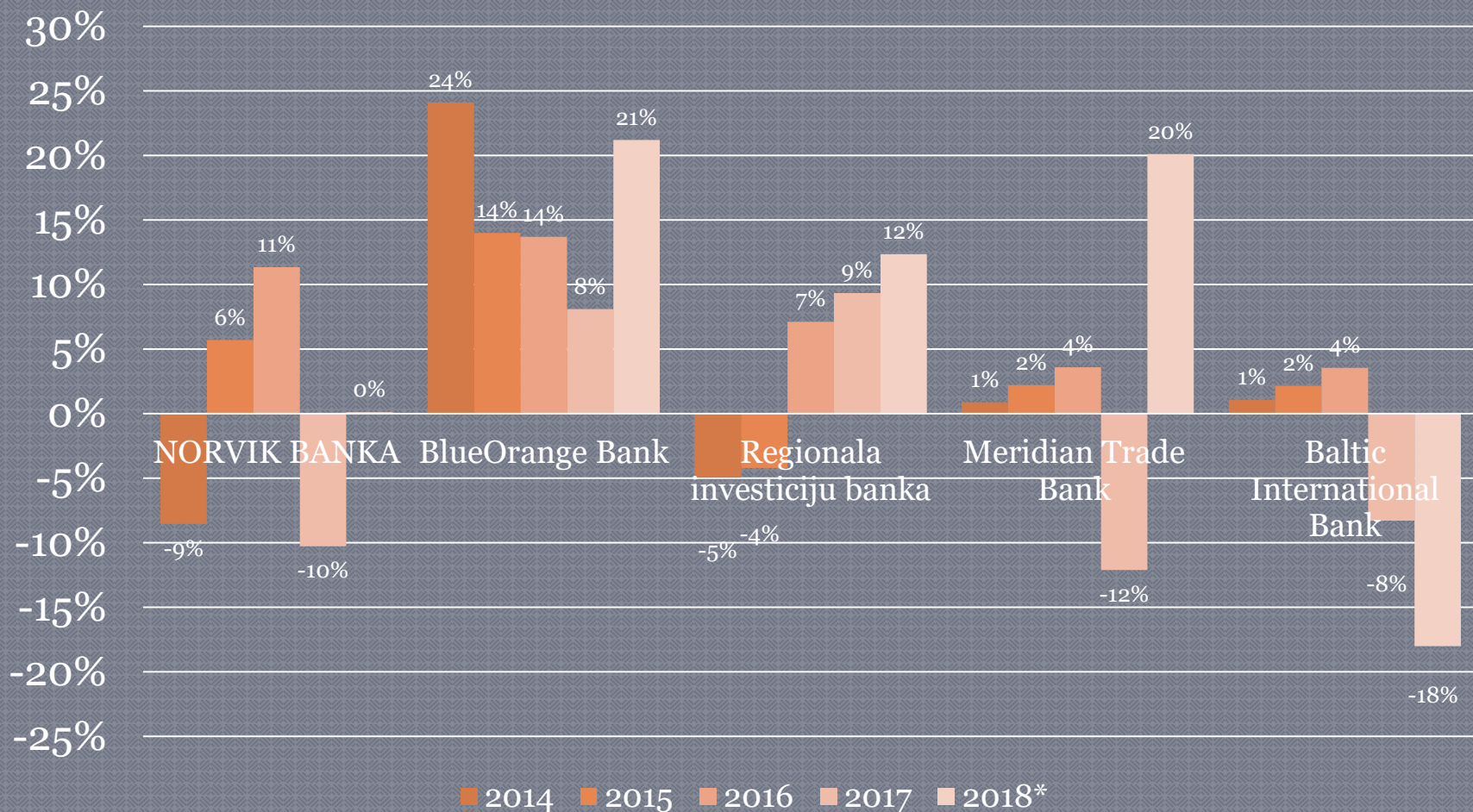
Return on equity 2014-2018* (1)

76



* 1st half 2018

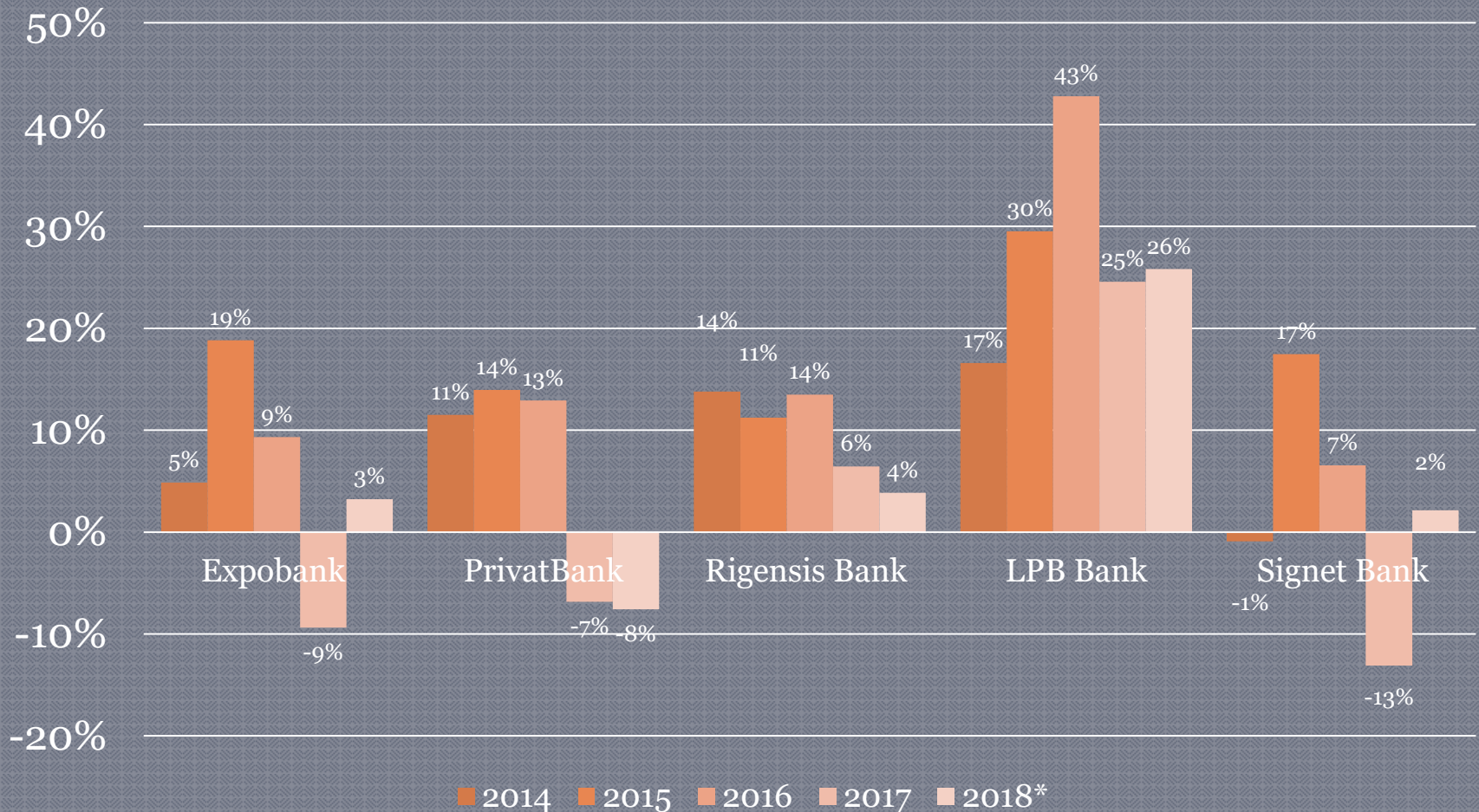
Return on equity 2014-2018* (2)



* 1st half 2018

Return on equity 2014-2018* (3)

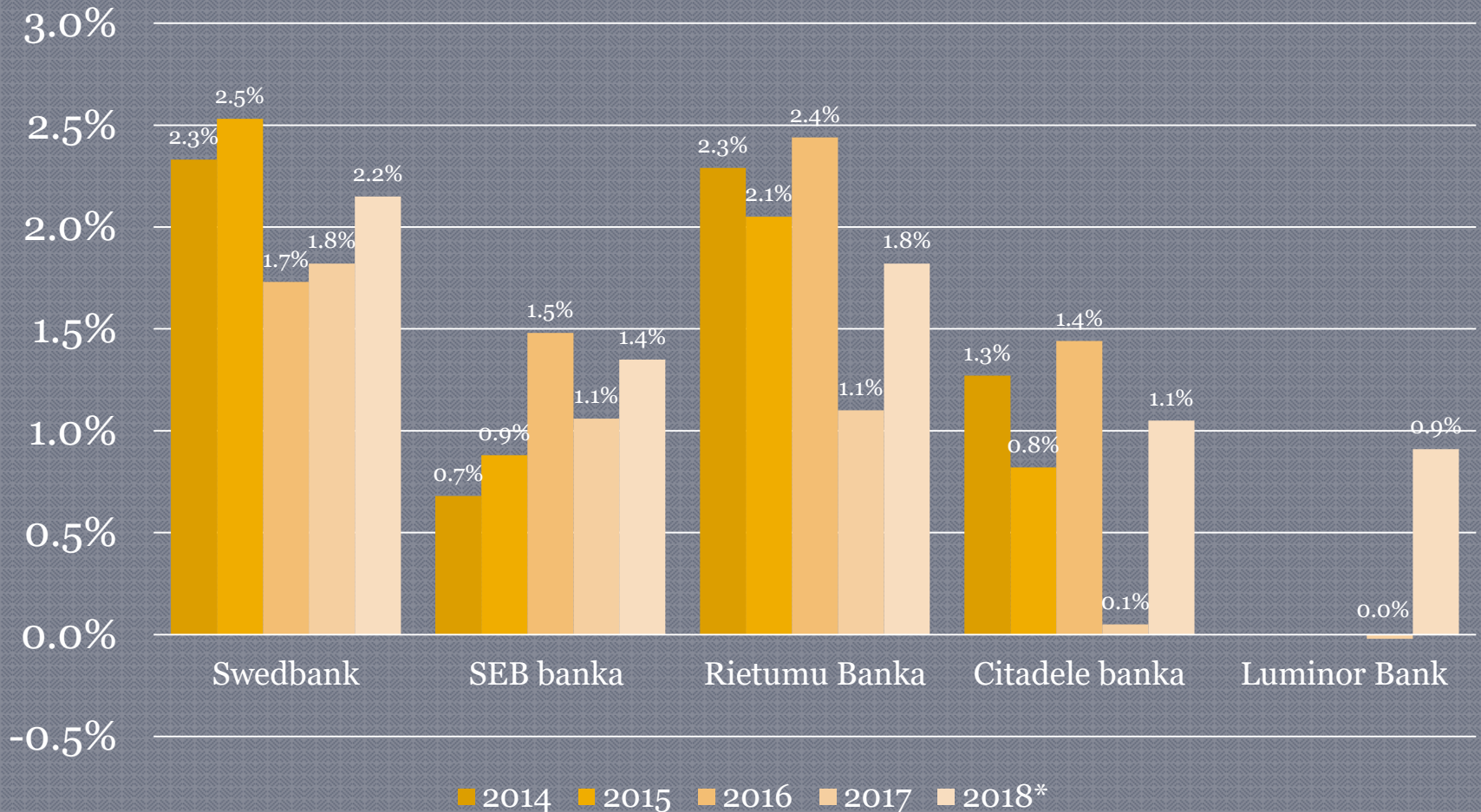
78



* 1st half 2018

Return on assets 2014-2018* (1)

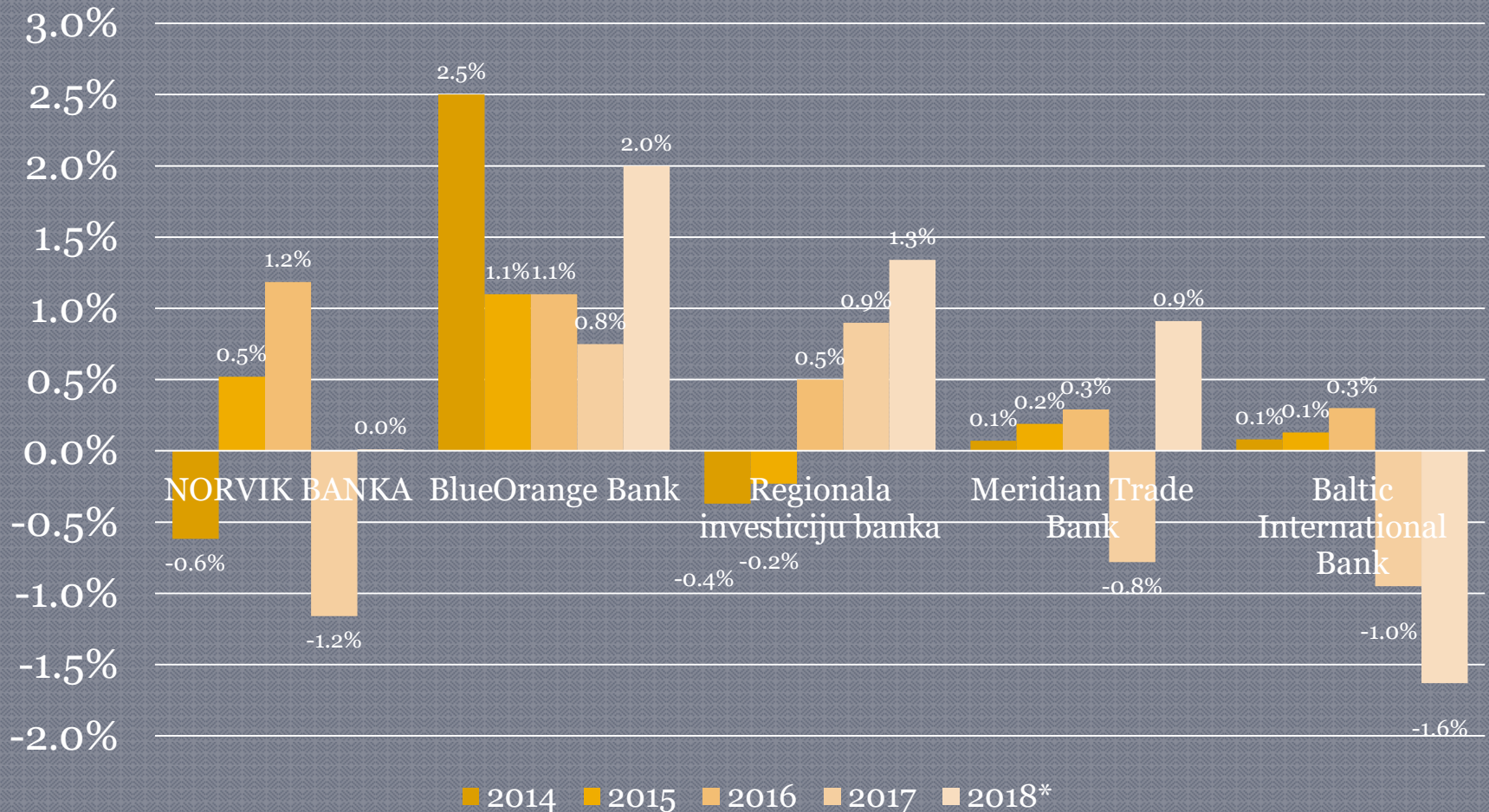
79



* 1st half 2018

Return on assets 2014-2018* (2)

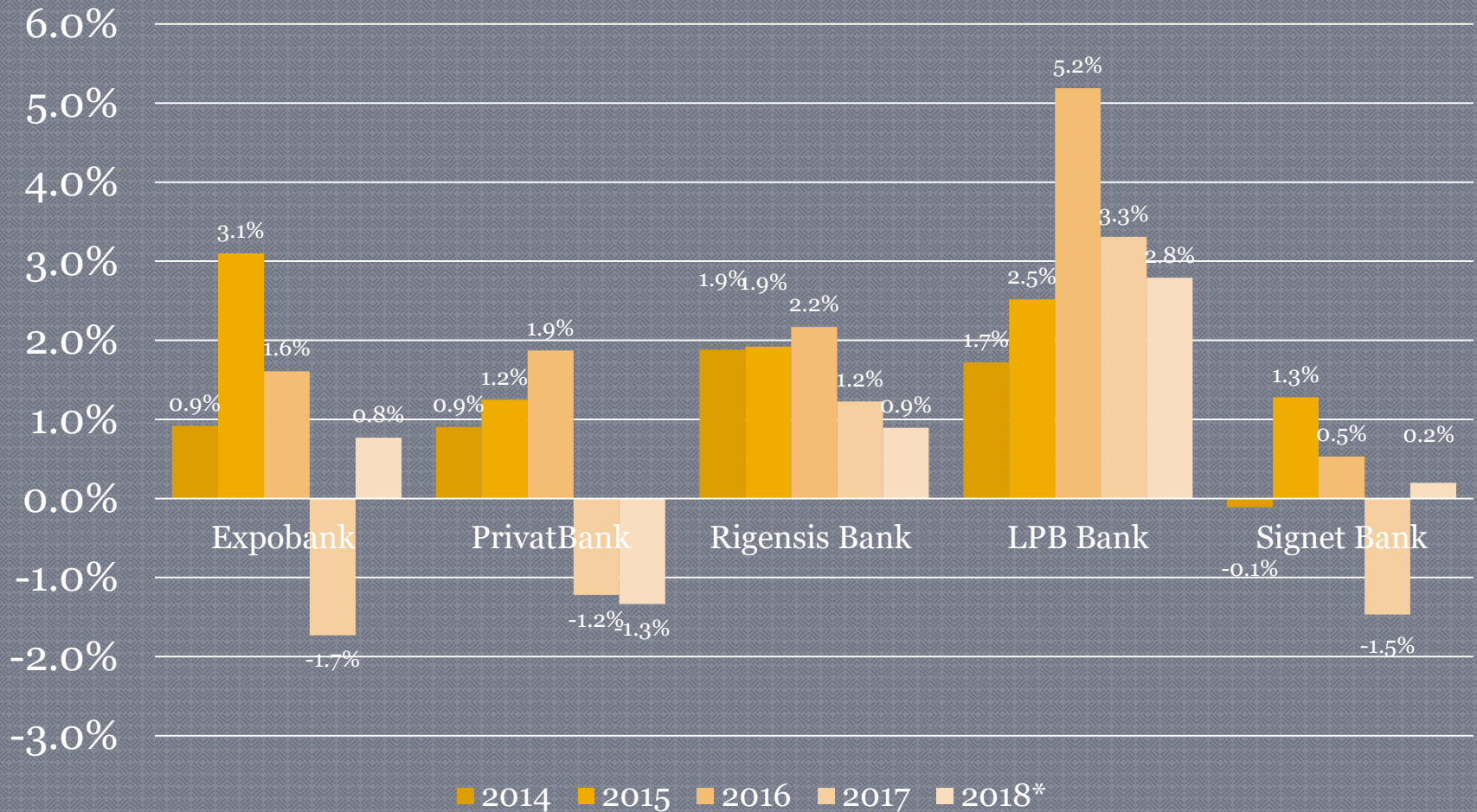
80



* 1st half 2018

Return on assets 2014-2018* (3)

81



* 1st half 2018

Methodology

82

- Data source: information from commercial banks, non-audited data;
- Capital of foreign branches is not separated and related ratios are not calculated;
- Profit of foreign branches is not reported;
- Data of Scania Finans Aktiebolag Latvia Branch and Svenska Handelsbanken AB Latvia Branch is not available;
- Altum data available from the 2nd quarter 2018;
- Data of ABLV Bank is included in total banking industry data, but it is not separated. Banking licence was cancelled on July 11, 2018; it will influence total sector results in 3rd quarter 2018.

THANK YOU FOR YOUR ATTENTION!

ASSOCIATION OF LATVIAN FINANCIAL SECTOR
DOMA SQUARE 8A-6, RIGA, LATVIA, LV-1050
PHONE +371 67284528
E-MAIL: INFO@LKA.ORG.LV
WWW.LKA.ORG.LV